

Do You Need an iPhone

iPhone 4S
AT&T 64 GB



Mac Basics 401

Nov 21, 2013

“for the beginner”

Mockingbird Public Library 1:00 PM 11/21/2013

Purpose Of The Class

How to use the Mac Computer!

Not so much....how to use one specific app!



Apple Mac Help

Tom Miller

tdmill@me.com 325-518-6662

The Library **d o e s n o t** [a n d i s
n o t] offer this presentation!

We are all volunteers. Presentation is free of charge.

Thanks to the library for providing the facility.

Thanks to Barbara Kelly and Bill Emery, Bob Kolquist

If you have a “question”

Bob is here early!

Get here before 1:00
STAY AFTER

Hard to have several people talking at one time.

But not during the presentation!

tommillermachelp.com

My Website

Every slide is there!

I do general consulting and service!



Mac Help

Tom Miller

tdmill@me.com

325-518-6662

**Remind
Me
To
Slow
Down**

Tablet vs. a Computer

David Hockney's iPad art at the de Young Museum in San Francisco

<http://www.latimes.com/business/technology/la-fi-tn-how-the-iphone-and-ipad-transformed-the-art-of-david-hockney-20131024,0,1766325.story#axzz2l0ifpdaw>

They are cheap

They are lightweight

They are portable

They need a Wi-Fi Hotspot

They are generally used to connect to the Internet


They are not a replacement for Computer

How To Track Your Computer?

It is very similar to
“Find my iPhone”

Both start with iCloud!

System Preferences



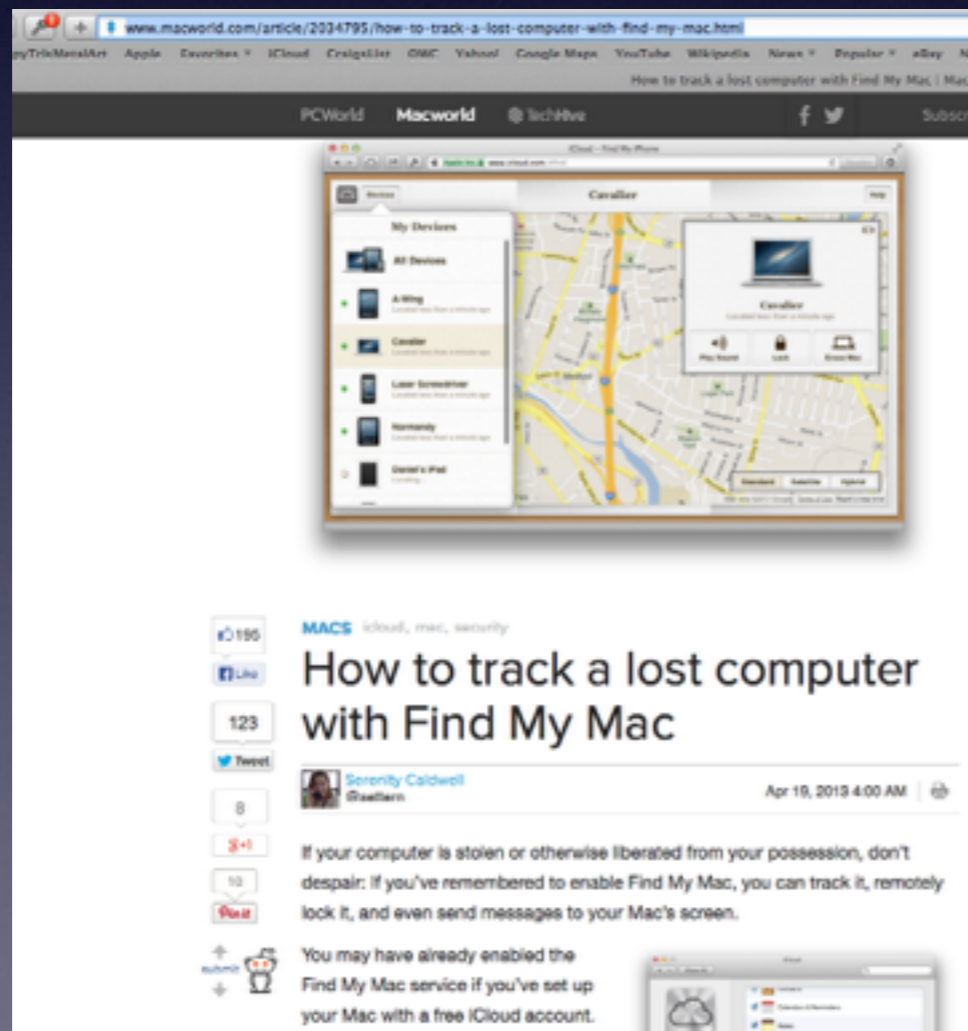
Open iCloud



You must know your Apple ID and password!

How Do You Find Your Computer?

<http://www.macworld.com/article/2034795/how-to-track-a-lost-computer-with-find-my-mac.html>



Go to any computer connected to the Internet!

Go to iCloud.com

Sign in with your Apple ID and Password!

Click on Find My Mac!

Mac Basics on Apple's Website



<http://www.apple.com/support/macbasics/>

<http://www.apple.com/support/macbasics/>

Mac Basics

- Welcome
- Tour the Mac Interface
- Using Applications
- Connecting Accessories
- Internet + Wi-Fi
- Transferring Files
- Windows on a Mac
- Switching PC Habits
- Contact Support

Welcome

Need a lesson on how to get the most out of your Mac? You've come to the right place.

[Tour the Mac Interface](#)



Apple ID Support



An Apple ID is the login that allows you to access all Apple services, such as iCloud, iTunes Store, or App Store. [Learn more](#)

iCloud Support



iCloud stores your content and lets you access your music, photos, calendar, contacts, documents, and more. [Learn more](#)

Mac Basics For Dummies

<http://www.dummies.com/how-to/computers-software/mac-os-x/Using-UNIX.html>

The screenshot shows the 'Mac Basics' page on the 'For Dummies' website. The page layout includes a top navigation bar with the 'For Dummies' logo and social media icons. Below the navigation bar, there are breadcrumb links for 'See All Topics', 'Computers & Software', and 'Macs & OS X'. The main content area is titled 'Mac Basics' and features a 'Related Topics' sidebar on the left. The sidebar lists various topics such as 'Macs For Dummies Extras', 'Applications', 'Buying', 'E-Mail & Chatting', 'iLife '11', 'Internet', 'iWork', 'Mac OS X Snow Leopard', 'Mac OS X Lion', 'Mac OS X Mavericks', 'Mac OS X Mountain Lion', 'MacBook', 'Networking & MobileMe', 'Office 2008 for Mac', 'Office 2011 for Mac', 'Photos, Music & Video', 'Running Multiple Platforms on Your Mac', 'Security & Parental Controls', 'Set-up', 'Switching from a PC', 'Troubleshooting', and 'Using UNIX'. The main content area displays a list of articles with 'View' and 'Sorted by' filters. The articles include 'How to Put Your Mac in Sleep Mode Manually', 'How to View Your Mac Folders as Icons or Columns', 'How to Start Up Your Mac', and 'How to Put Your Mac in Sleep Mode Automatically'. Each article has a small screenshot of the Mac OS X interface. On the right side of the page, there is a 'Newsletters' section with a 'Sign Up' button and a 'Privacy Policy' link. Below the newsletters, there is an advertisement for 'BIG FINISH 2013' featuring logos for Chevrolet, Ford, and Jeep. At the bottom of the page, there is a 'Sponsored Links' section.

Using

Mice and Trackpads

They don't have to be Apple brand!

**Logitech and Microsoft and Belkin
and some [others] "Made In China"
may work.**

Should I

Buy a

“Mac for Dummies” Book?

What do you think my “answer” is?



LOOK INSIDE!

Macs For Dummies by Edward C. Baig (Mar 25, 2013)

~~\$24.99~~ **\$17.30** Paperback ✓Prime
Order in the next **50 minutes** and get it by Thursday, Nov 21.

\$13.99 Kindle Edition
Auto-delivered wirelessly

More Buying Choices - Paperback
\$8.99 new (54 offers)
\$13.20 used (24 offers)

Should I

Buy a

“Mac for Dummies”
Book?

NO NO NO NO NO

1. It is too much info.
2. Best advice is that of parent to child.
3. Give [or get] only the answer you need at the time!
4. Google, YouTube, and Apple will give you an answer.
5. Ask Siri or type your question into Safari

Do I Need Anti-Virus For My Mac?

Tom Miller-Mac Help
iPhone, iPad and Mac Help

Home About Me Contact Me! Items For Sale

Does My Mac Need Anti-Virus Software?

By tdmill11@gmail.com | 30 May, 2013 | No Comments |

I won't spend any time here! I refer you to the best video I have seen. Here is the YouTube description. All you have to do is click on MacMost Now!

Posted by Gary Rosenzweig on 2/12/10

MacMost Now 357: Do Macs Need Anti-Virus Software?

Gary Rosenzweig tackles the controversial question of whether you need to buy anti-virus software for your Mac. There are currently no active Mac viruses and anti-virus software could cause unexpected problems. Staying informed and up-to-date is a better option.

RECENT POSTS

- iPhone Basics 501 For Beginners
- Mac Basics 301 Nov. 7, 2013
- iPhone Basics 401 October 24, 2013
- Mark all email as "Read". No more pesky numbers above the Mail icon.
- iPhone Basics 301 Oct. 10, 2013

ARCHIVES

- November 2013
- October 2013
- September 2013
- August 2013
- July 2013
- June 2013
- May 2013

CATEGORIES

- Apple Support
- For Sale Items
- IOS 7

NO!

Right now... there aren't any viruses being written!

What is MacKeeper?

The advertisements are very common “Pop ups!”



MacKeeper
911 for your Mac

- Instant Mac cleanup
- High-level security
- Mac performance boost

[Download Now](#)
[Click here to download MacKeeper](#)

Clean your Mac
MacKeeper will safely remove gigabytes of junk from your Mac.

Secure your Mac
MacKeeper will protect your Mac from spyware, data loss and even theft.

Protect data on your Mac
MacKeeper will prevent unwanted access to your confidential files.

Optimize your Mac
MacKeeper will boost your Mac's speed and keep your apps up to date.

One minute can save you months of frustration and freezes!

[Download Now](#)
[Click here to download MacKeeper](#)

Expert reviews:
"...MacKeeper gives you the option of treating your computer's maintenance as a whole master duty that can be accomplished from a single application..." Juan González, appletell

This
will
slow
your
Mac!

Removing Apps and “Kruft”

Macs Do not have an App Removal
Program!

You can not click “Delete” and
completely remove an app!

App Zapper and App Delete



AppDelete

Download

Safe Download



User

5.9



33 👤

Softonic

8



Very good

Your rating:



Softonic review

User reviews

Thorough application removal and deletion tool

Nick Mead

Utilities

Uninstallers & Cleaners

App Zapper



The banner features the AppZapper logo, a rocket icon, and download/purchase information. Below the banner is a navigation menu with 'Overview', 'Hit List', 'My Apps', and 'Support'. The main content area has the heading 'Drag. Drop. Zap!' and a paragraph explaining the app's function. At the bottom, there are two screenshots: one showing the 'Drag Apps Here' window and another showing the 'Items Related to Camino' dialog box with a 'Zap!' button.

AppZapper
The uninstaller Apple forgot.

Download
AppZapper 2.0.1
Mac OS X 10.6.2 or Later

Purchase
Buy AppZapper 2 Now
for \$12.95

★ Overview © Hit List ⌘ My Apps ? Support

Drag. Drop. Zap!

Everybody loves the drag and drop nature of OS X. Drag an app into your applications folder, and it's installed. You'd think it would be that easy to delete an app — just a matter of dragging it to the trash. But it's not. Apps install support files on your computer that generate clutter. Introducing AppZapper. Simply drag one or more apps onto AppZapper. Then, watch as it finds the extra files and lets you delete them with one click.

AppZapper
Drag Apps Here

AppZapper
Items Related to "Camino"
Warning: Checked items will be trashed.

| | | |
|-------------------------------------|----------------------------------|--------|
| <input checked="" type="checkbox"/> | Camino Application | 47 MB |
| <input checked="" type="checkbox"/> | Camino Application Support | 368 KB |
| <input checked="" type="checkbox"/> | org.mozilla.camino Preference | 4 KB |
| <input checked="" type="checkbox"/> | Camino Cache | 348 KB |
| <input checked="" type="checkbox"/> | org.mozilla.camino Cache | 24 KB |

5 items, 47 MB Cancel Zap!

ZAP!

The
Uninstaller
That
Apple
Forgot!

Using a Mouse



Apple Magic Mouse

by [Apple](#)

★★★★★ 1,293 customer reviews | 37 answered questions

Price: **\$72.99**

In Stock.

Ships from and sold by [DataVision Computer Video](#).

- Laser technology delivers 20 times the performance of standard optical tracking
- Miniature sensors detect even the slightest movement
- Top-shell design matches other Apple products
- Bluetooth technology and Touch-sensitive technology


2 new from **\$68.00** 165 used from **\$26.99** 25 refurbished from **\$43.99**

Countdown to Black Friday Deals in Computers & Accessories

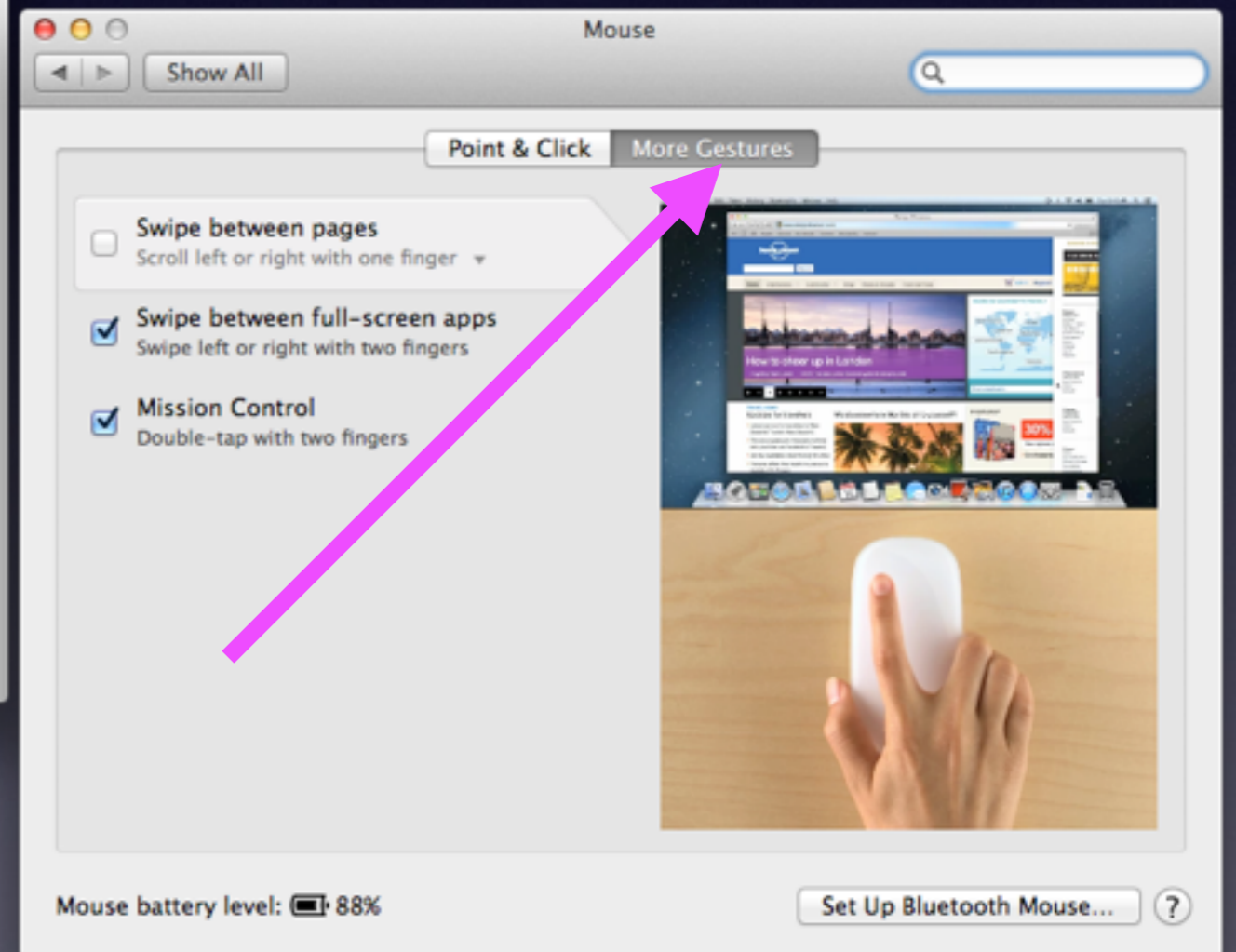
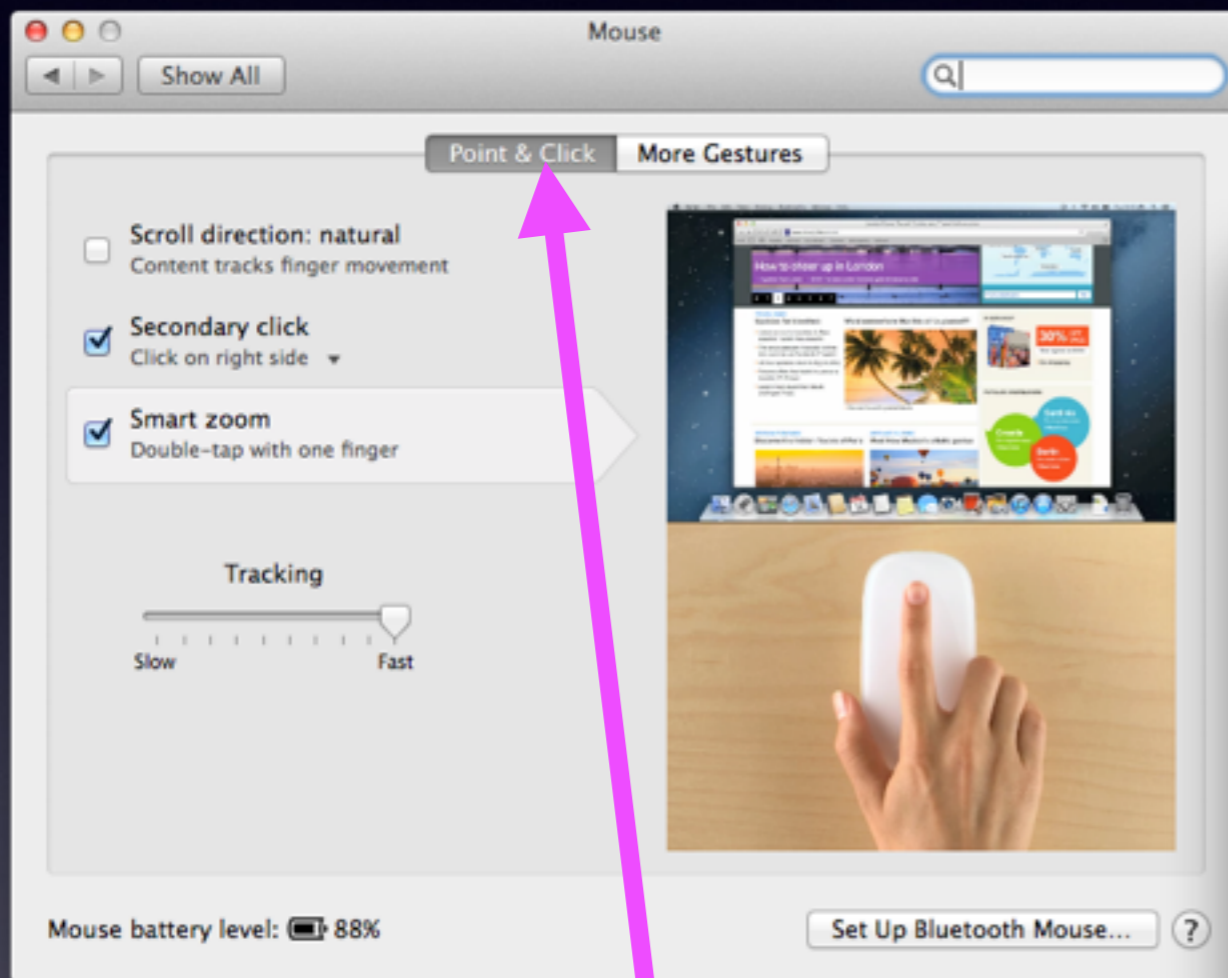
COUNTDOWN TO
**BLACK
FRIDAY**
DEALS WEEK

Check out early Black Friday deals on laptops, tablets, accessories, PC comp

Mouse in System Preferences



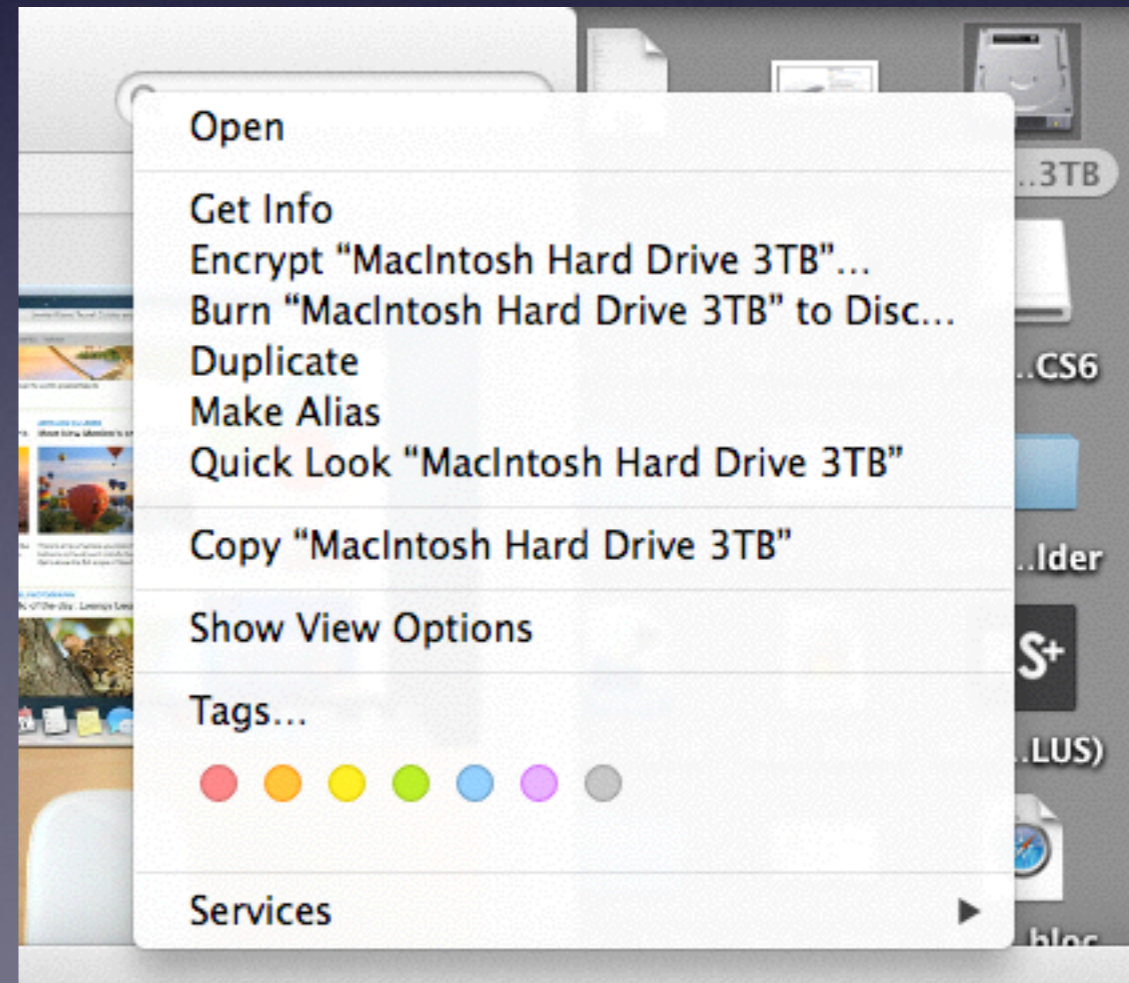
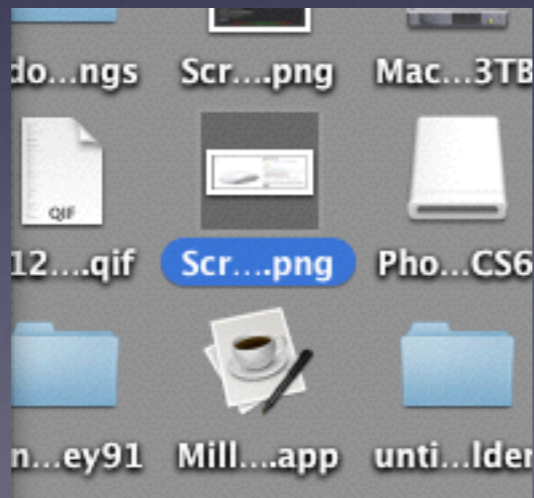
Mouse Preferences



What Happens When You Click?

When you left click....You get this.

When you right click You get this.




Using a Trackpad

Two Types of Trackpads

1. Built into a laptop
2. External [peripheral]

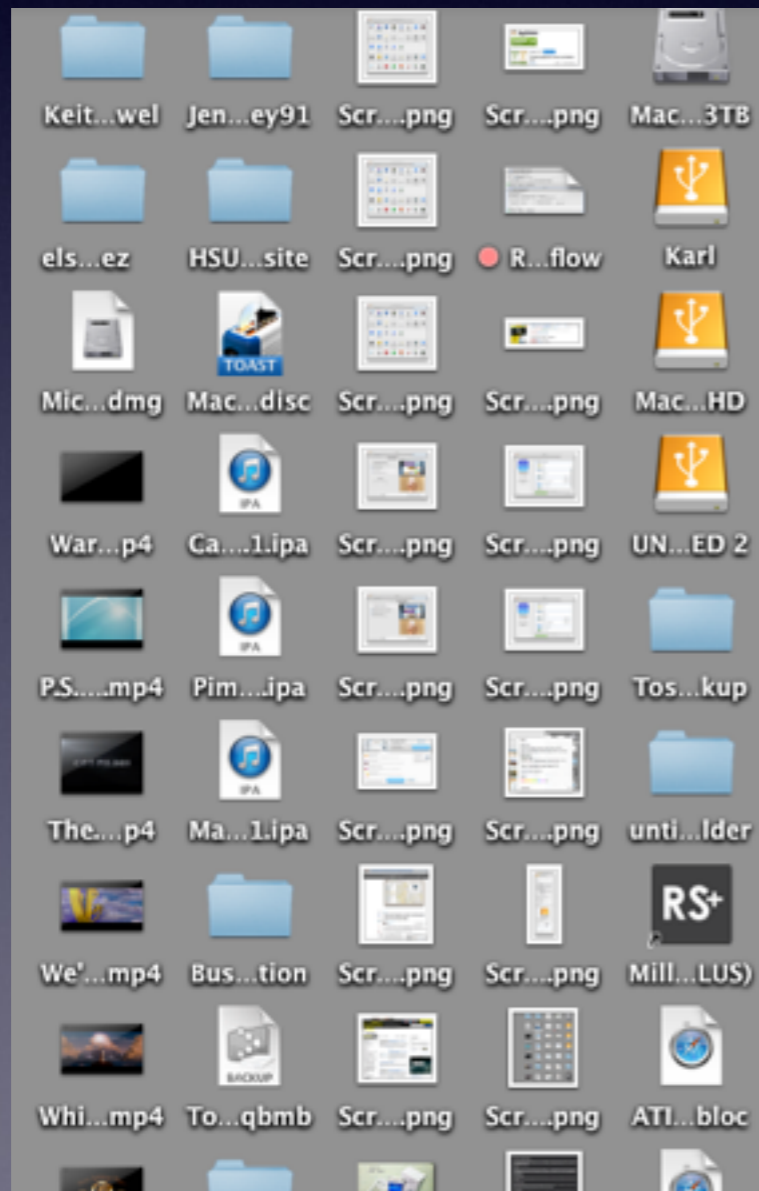
How To Make “Settings”

Work for You!



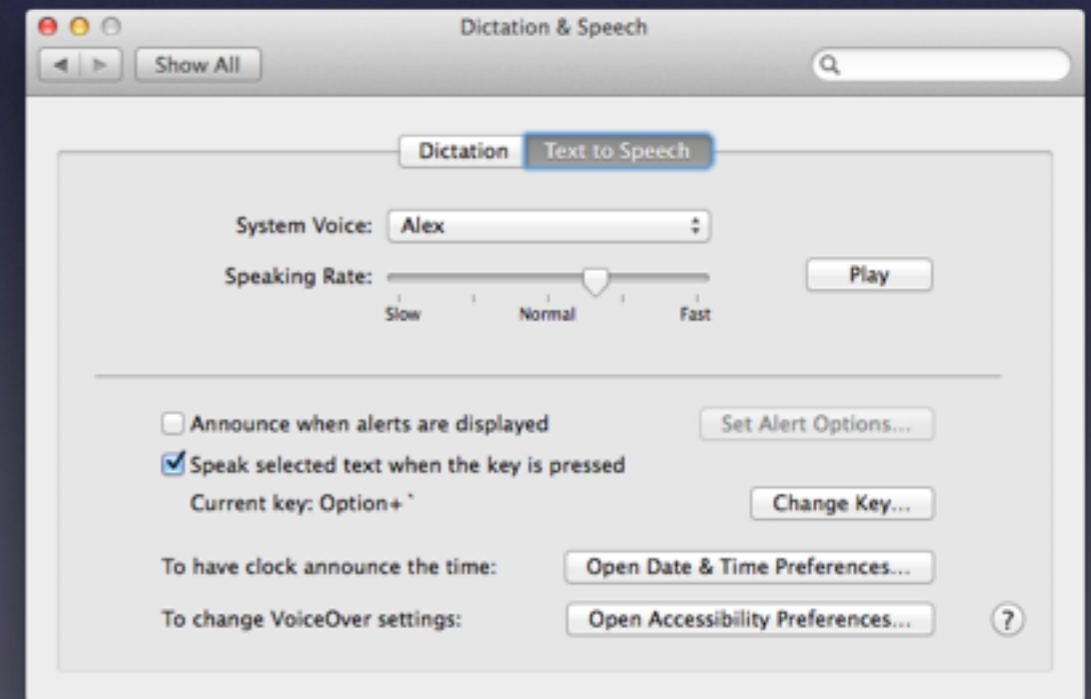
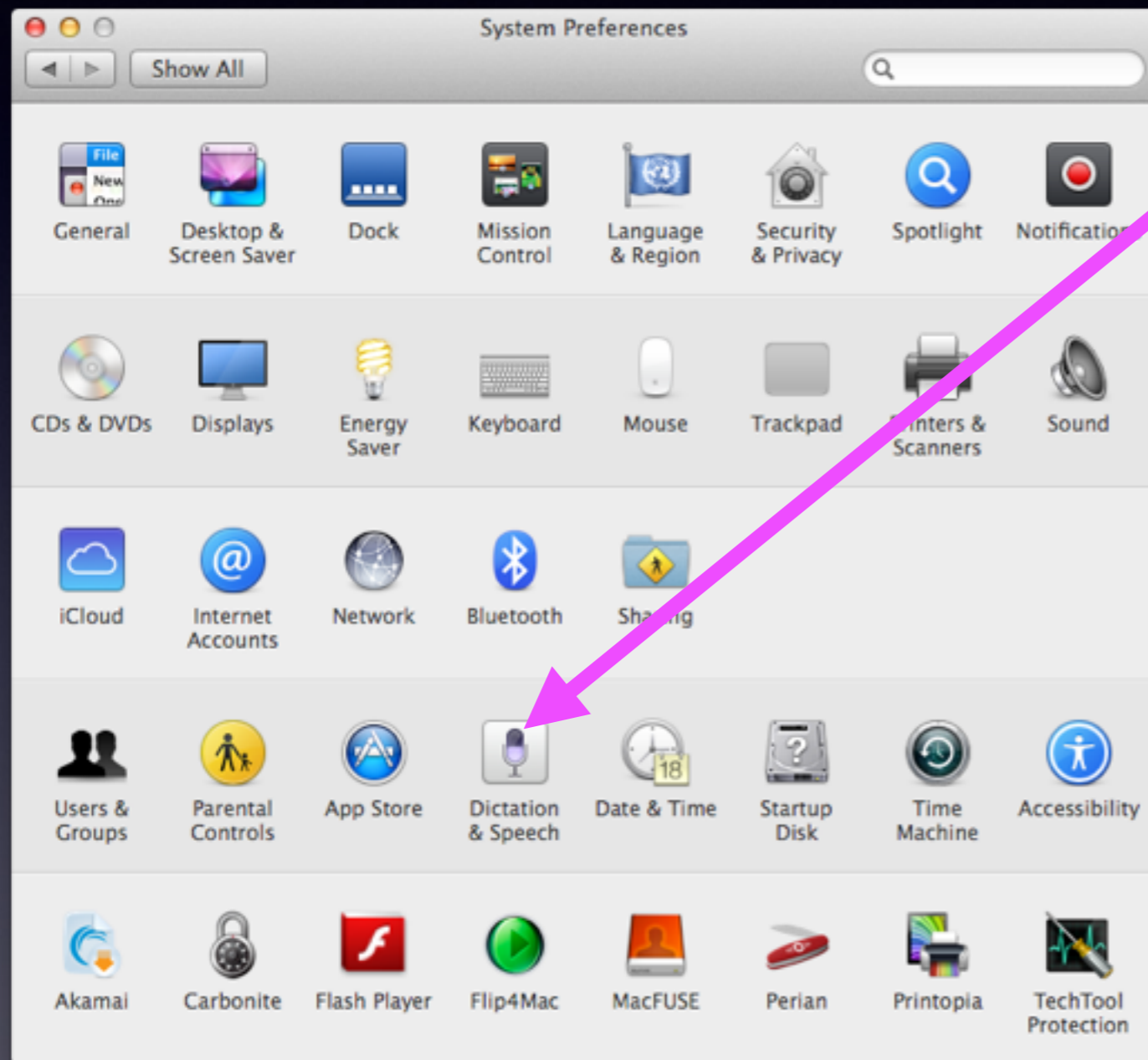
Energy Saver
Speech and Dictation
Dock
Clock and Date & Time
Screen Saver
Desktop

What's on Your Desktop?

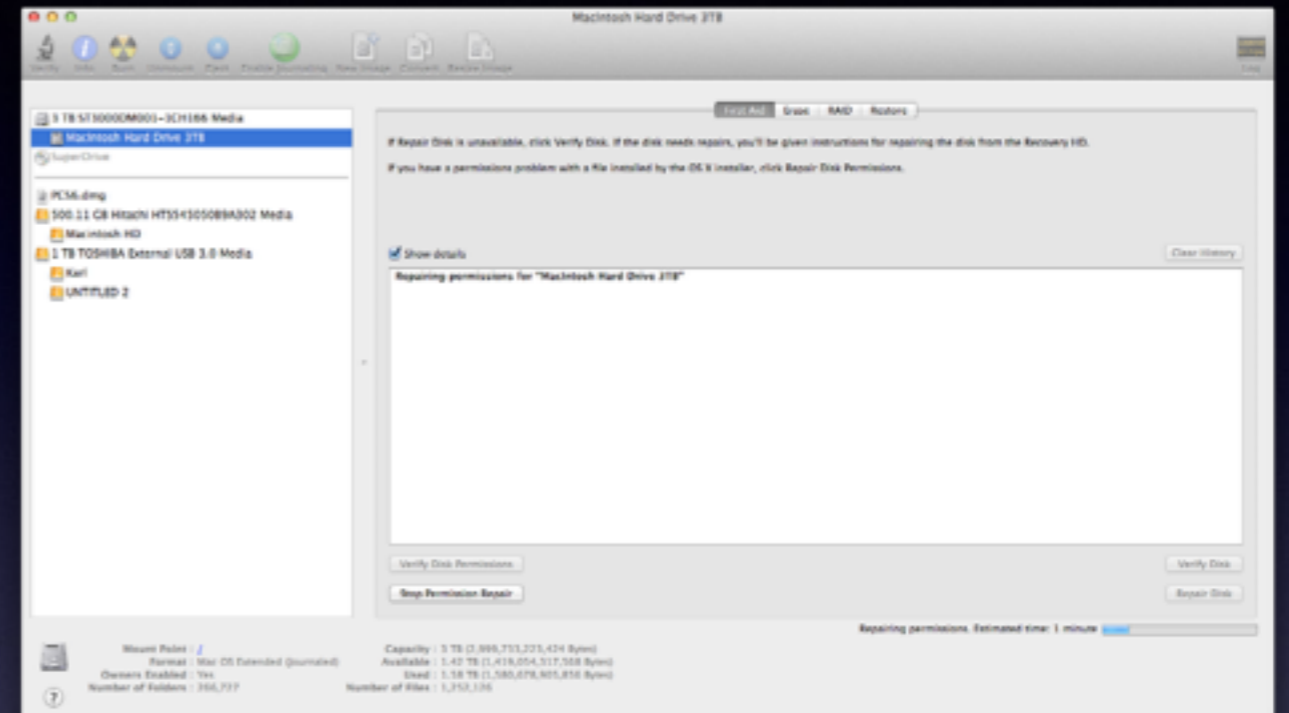
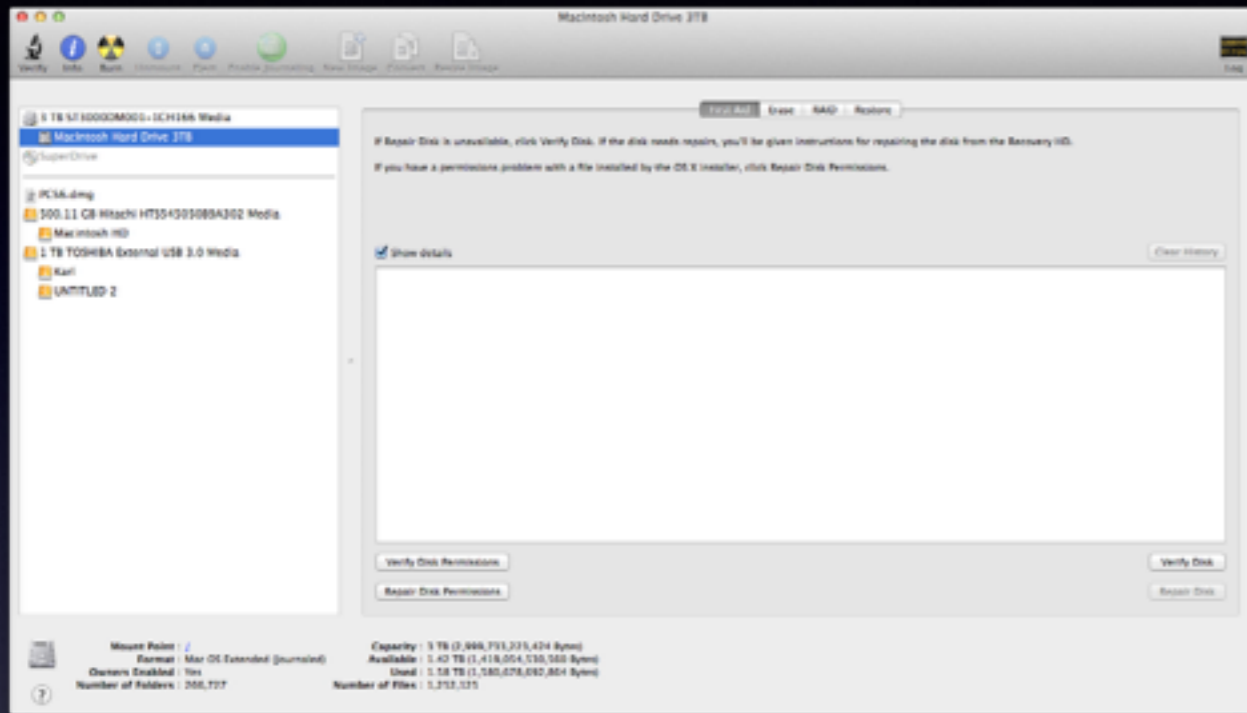


What's In Your Trash!

Speech & Dictation



Repair Disk Permissions



Repair when

1. Computer is slow
2. Want to install new app
3. Before installing an Apple update

How to use a Flash Drive!

Don't pull it out when you are finished!

Be sure that you eject properly!

[Shop for flash drive on Google](#) Sponsored ⓘ

| | | | | |
|---|--|---|---|--|
| | | | | |
| Sandisk - Cruzer Glide... | Kingston Technology... | GorillaDrive 16GB Rugged... | Choose Your Despicable M... | Lexar(TM) JumpDrive(R... |
| \$139.99 | \$7.98 | \$14.97 | \$10.98 | \$12.99 |
| Best Buy | Best Buy | Walmart In stock nearby | Walmart | Office Depot In stock nearby |

It's drop and drag technology!