

Mac Basics

For Everyone!

Feb. 18, 2014



Apple Mac Help

Tom Miller

tdmill@me.com 325-518-6662

Purpose Of The Class

How to use the Mac!

It is OS X 9.1

It “runs” on Mavericks!

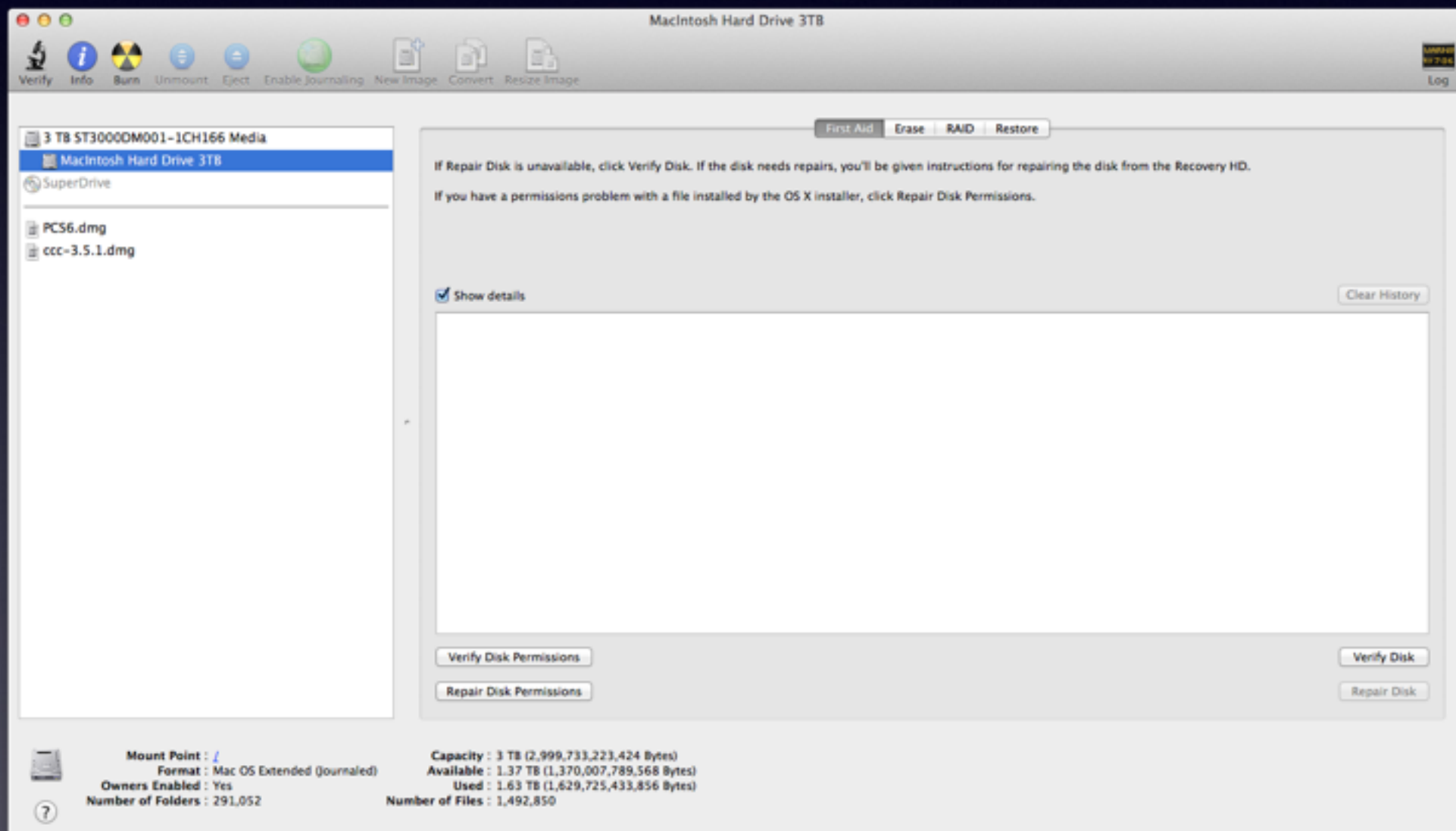
Please, Please don't be afraid of an update!

**Our presentation
is not
about any one
specific app!**

Two Quick Tips

Repair Disk Permissions

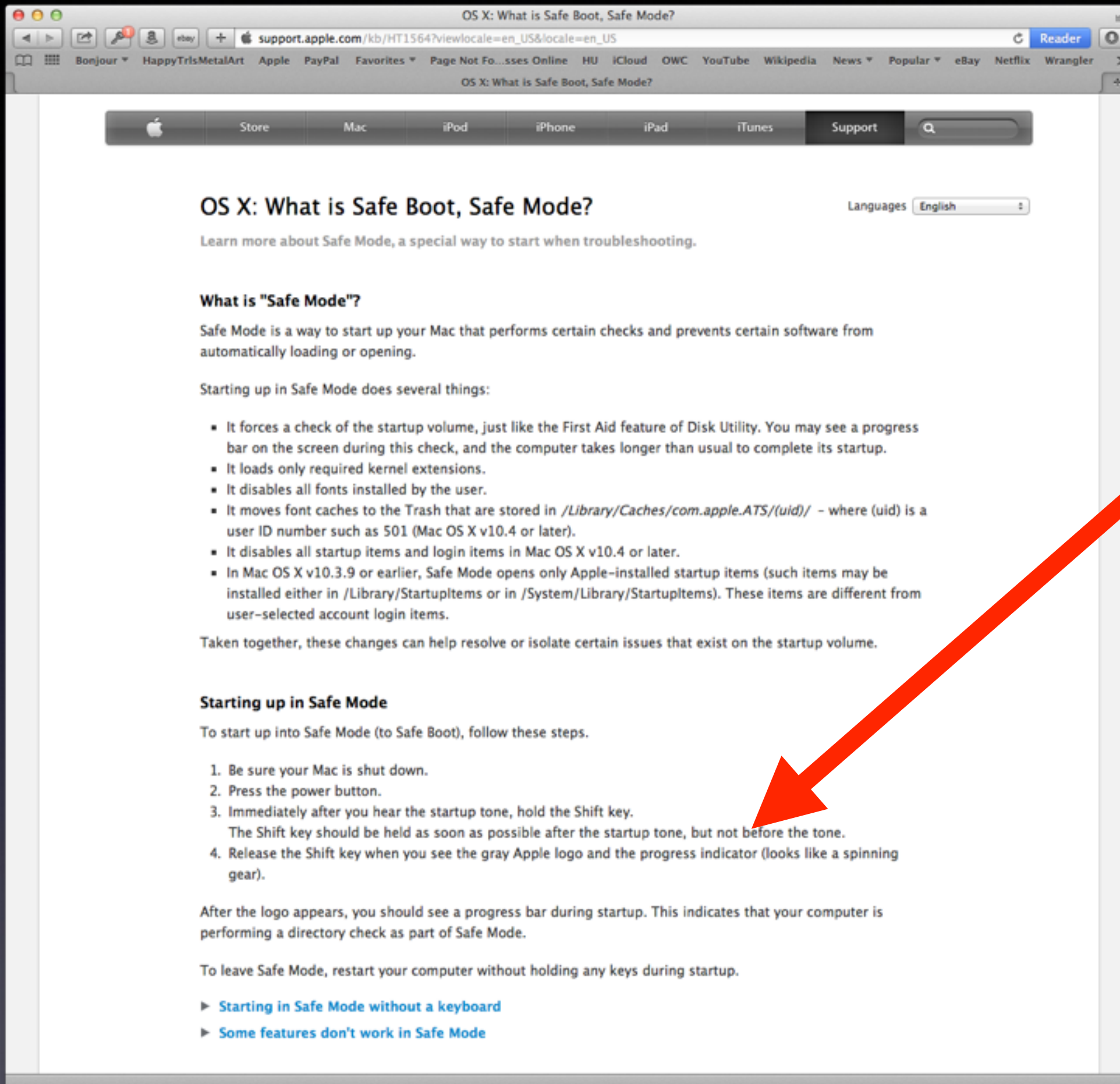
Go to Utilities, Disk Utility then Repair Disk Permissions



Second Tip Safe Boot

Left shift key and hold while powering on your Mac.
Opens your Mac into Safe Boot

[http://support.apple.com/kb/HT1564?
viewlocale=en_US&locale=en_US](http://support.apple.com/kb/HT1564?viewlocale=en_US&locale=en_US)



Safe
Boot
Cont.

**This Presentation
and others
may be viewed at:**

tommillermachelp.com

[Recent Posts]

OS X 10.9.1



The image is a screenshot of the Apple website's OS X Mavericks page. At the top, there is a navigation bar with links for Store, Mac, iPod, iPhone, iPad, iTunes, Support, and a search icon. Below this, the text "OS X" is on the left, and a series of links including "What's New", "What is OS X", "OS X Apps", "How to Upgrade", "Tech Specs", and an "Upgrade Now" button are on the right. The main visual is a large banner with a blue, wavy background. In the center of the banner is a large white circle containing a green and blue "X". Below the circle, the text "OS X Mavericks" is written in a large, white, sans-serif font, followed by the tagline "Power to the desktop." in a smaller font. Underneath the tagline, it says "Now available for free from the Mac App Store." and includes a small "Upgrade now" button. Below the banner, there is a photograph of three Mac laptops. The laptop in the center is open and displays the OS X desktop environment, which includes a map application showing a route, a calendar, and a sidebar with various system settings. The two laptops on either side are partially visible and show different desktop backgrounds. Below the laptop image, the text "The world's most advanced desktop operating system. Free." is centered. At the bottom of the page, there is a paragraph of text explaining that OS X Mavericks is free and available from the Mac App Store, with a link to "See what's new".

OS X

What's New What is OS X OS X Apps How to Upgrade Tech Specs [Upgrade Now](#)

OS X Mavericks
Power to the desktop.

Now available for free from the Mac App Store.

[Upgrade now](#)

The world's most advanced
desktop operating system. Free.

We want all Mac users to experience the latest features, the most advanced technologies, and the strongest security. And now they can. Because the newest version of OS X is free. It's a simple download from the Mac App Store, so it couldn't be easier to get. OS X Mavericks is another major leap forward for the Mac — and for everyone who uses it. [See what's new](#)

<http://www.apple.com/osx/>

Mavericks



What is OS X?

The Mac operating system is designed to be easy to use and engineered to take full advantage of the technologies built into every computer we make. So everything works just the way you expect it to. OS X also comes with powerful apps for browsing the web, sending messages, setting reminders, and so much more. And the apps work great with iPhone, iPad, and iPod touch, too. [Learn more >](#)



<http://www.zagg.com/community/blog/why-did-apple-call-it-mavericks/>

Why Did Apple Call It Mavericks?

by [RYAN MOORE](#) on JUNE 13, 2013 in [APPS](#), [NEWS](#)

[Tweet](#)

[Share](#)



While iOS 7 got most of the attention at Apple's World Wide Developer Conference this week, some TLC should be given to its desktop cousin, the Mac operating system, which got some significant upgrades as well.

Most notably is the new name of the latest version of the OS itself. In the past, Apple has relied on 'big cat' names for its iterations of software. Strong, iconic names like "Lion," "Tiger," and "Leopard." You knew the well was starting to run dry though when the more recent versions were a bit recycled: "Snow Leopard" and "Mountain Lion" anyone?

For the next versions going forward, Apple acknowledged a potential brand extinction of fabulous felines and decided to take a different direction which was announced at the keynote on Monday.

"We want a set of names that will carry us for at least the next ten years," said Craig Federighi, Senior Vice President of Software Engineering, "places that inspire us, here in California."

The first landmark to be deemed a Mac OS is "[Mavericks](#)," a popular surfing location in northern California. The name has gotten some jeering and even criticism from critics and the public with many John McCain, Top Gun and Maverick movie jokes that followed. Time will tell how the name will stick as the OS is promised to be released later this year with a [great list of new features](#).

What do you think of the new name? What would be some other places in California you think would be fitting for the Mac OS? Sound off in the comments.

Apple has
used all the
big cat names.

Now they
will use
significant
surfing
locations.

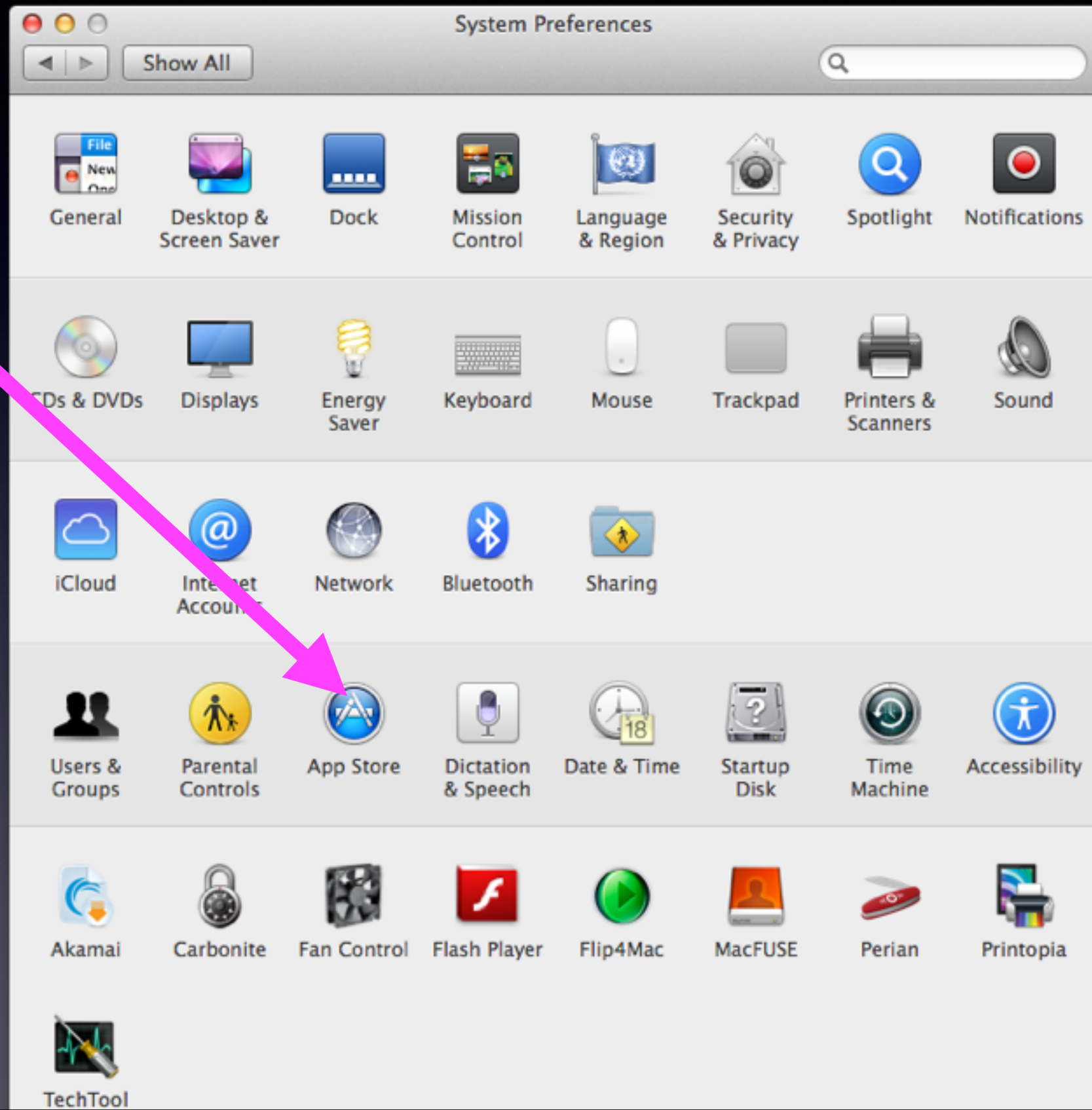
Auto Update in Mavericks

App
Store
in
System
Prefs.



Click through to "App Store" in System Preferences and you can set app updates to download automatically. That will happen in the background, and you'll receive a notification once it's done -- that is unless you're currently using an app, or if a restart is required. In that case, you'll get a notification with a drop-down list of options for delaying installation. FaceTime functionality has come to Notifications, too. You'll get a large pop-up image of the person calling along with a button to accept or decline the call. Miss it and you'll get a notification about it as well.

Update “Always”



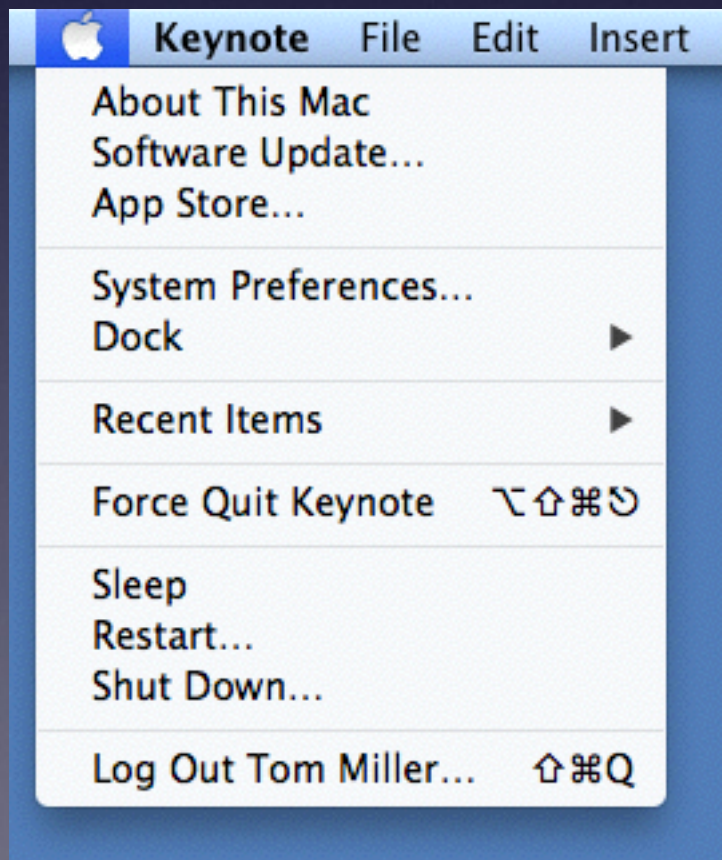
Update Cont.



Installing Mavericks

Go to the Apple 

Click on the “About this Mac”



How To Get Mavericks?

Go to the Apple

Click on the App Store

Locate OS X Mavericks on the right column

Click on OS X Mavericks

Click on Download

It's free!

Getting Mavericks



Download Mavericks For Free

The screenshot shows the Mac App Store interface for OS X Mavericks. At the top, there's a navigation bar with icons for Featured, Top Charts, Categories, Purchases, and Updates. Below this is a large banner with the OS X logo and the text "OS X Mavericks" and "Power to the desktop." A prominent pink arrow points to the "Download" button. Below the banner, there's a section titled "OS X Mavericks" with a 4+ rating and a description of its features. To the right, there are links for "Apple Web Site", "OS X Mavericks Support", "App License Agreement", and "Privacy Policy". Below the description, there's a section titled "What's New in Version 10.9.1". At the bottom, there's a preview of the iBooks app showing a grid of book covers. On the right side, there's an "Information" section with details about the app's category, update date, version, price, size, languages, seller, and compatibility. Below that, there's a "More by Apple" section featuring "Final Cut Pro Video".

Featured Top Charts Categories Purchases Updates

OS X Mavericks

Power to the desktop.

Download

OS X Mavericks 4+

With more than 200 new features, OS X Mavericks brings Maps and iBooks to the Mac, introduces Finder Tabs and Tags, enhances multidisplay support, and includes an all-new version of Safari. The latest release of the world's most advanced desktop operating system also adds new core technologies that deliver breakthrough power efficiency and responsiveness.

...More

What's New in Version 10.9.1

The 10.9.1 update improves the stability and compatibility of your Mac.

...More

Apple Web Site ➤

OS X Mavericks Support ➤

App License Agreement ➤

Privacy Policy ➤

Information

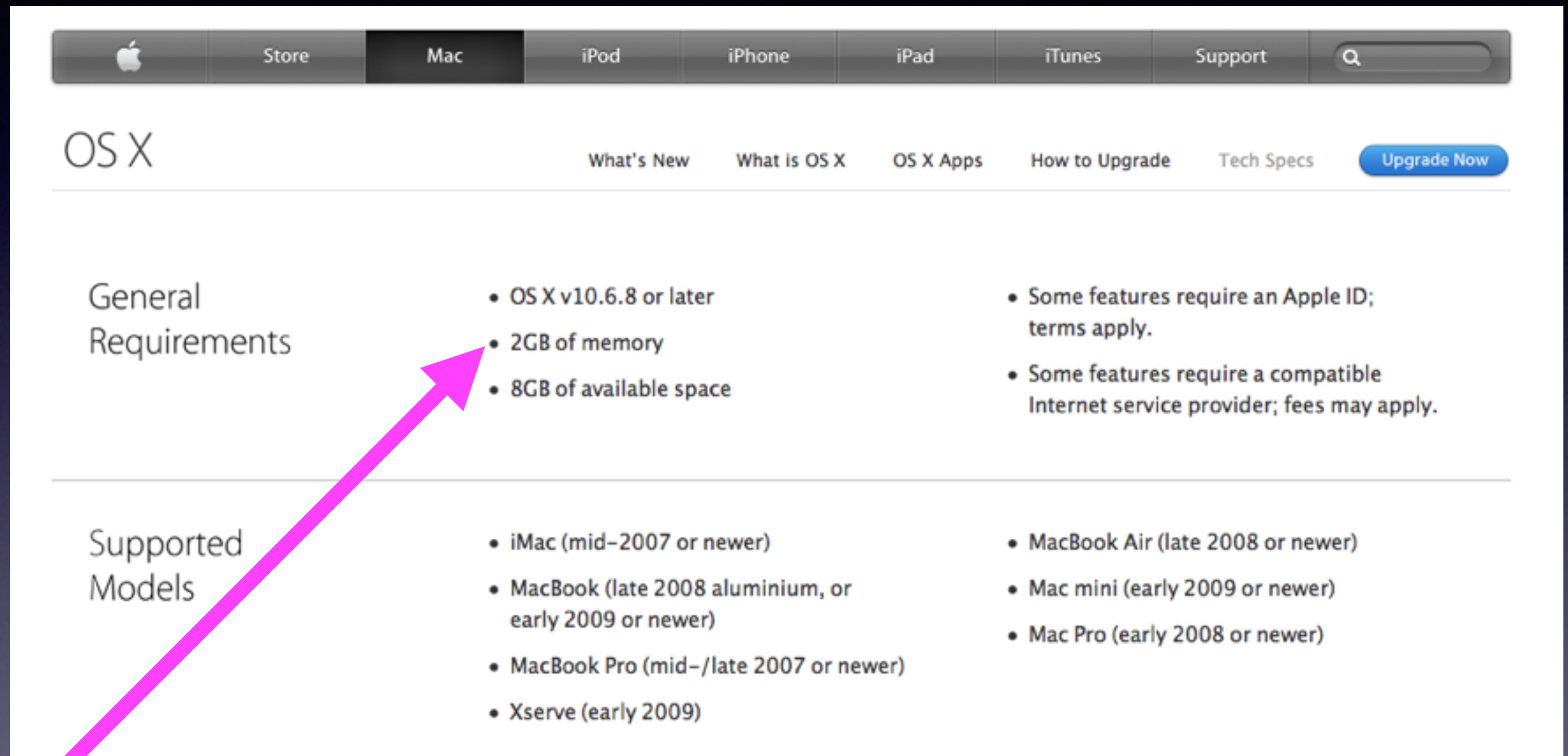
Category: Productivity
Updated: Dec 16, 2013
Version: 10.9.1
Price: Free
Size: 5.29 GB
Languages: English, Arabic, Catalan, Chinese, Croatian, Czech, Danish, Dutch, Finnish, French, German, Greek, Hebrew, Hungarian, Indonesian, Italian, Japanese, Korean, Malay, Norwegian, Polish, Portuguese, Romanian, Russian, Slovak, Spanish, Swedish, Thai, Turkish, Ukrainian, Vietnamese
Seller: Apple Inc.
© 2013 Apple, Inc.

Rated 4+
Compatibility:
OS X 10.6.8 or later

More by Apple

Final Cut Pro Video
★★★★☆

Requirements for Mavericks



The screenshot shows the Apple website's OS X Mavericks page. The navigation bar includes links for Store, Mac, iPod, iPhone, iPad, iTunes, and Support. The main heading is 'OS X' with sub-links for 'What's New', 'What is OS X', 'OS X Apps', 'How to Upgrade', 'Tech Specs', and an 'Upgrade Now' button. The 'General Requirements' section lists: OS X v10.6.8 or later, 2GB of memory, 8GB of available space, and notes about Apple ID and internet service requirements. The 'Supported Models' section lists various Mac hardware models. A pink arrow points from a red warning box at the bottom to the '2GB of memory' requirement.

OS X

What's New What is OS X OS X Apps How to Upgrade Tech Specs Upgrade Now

General Requirements

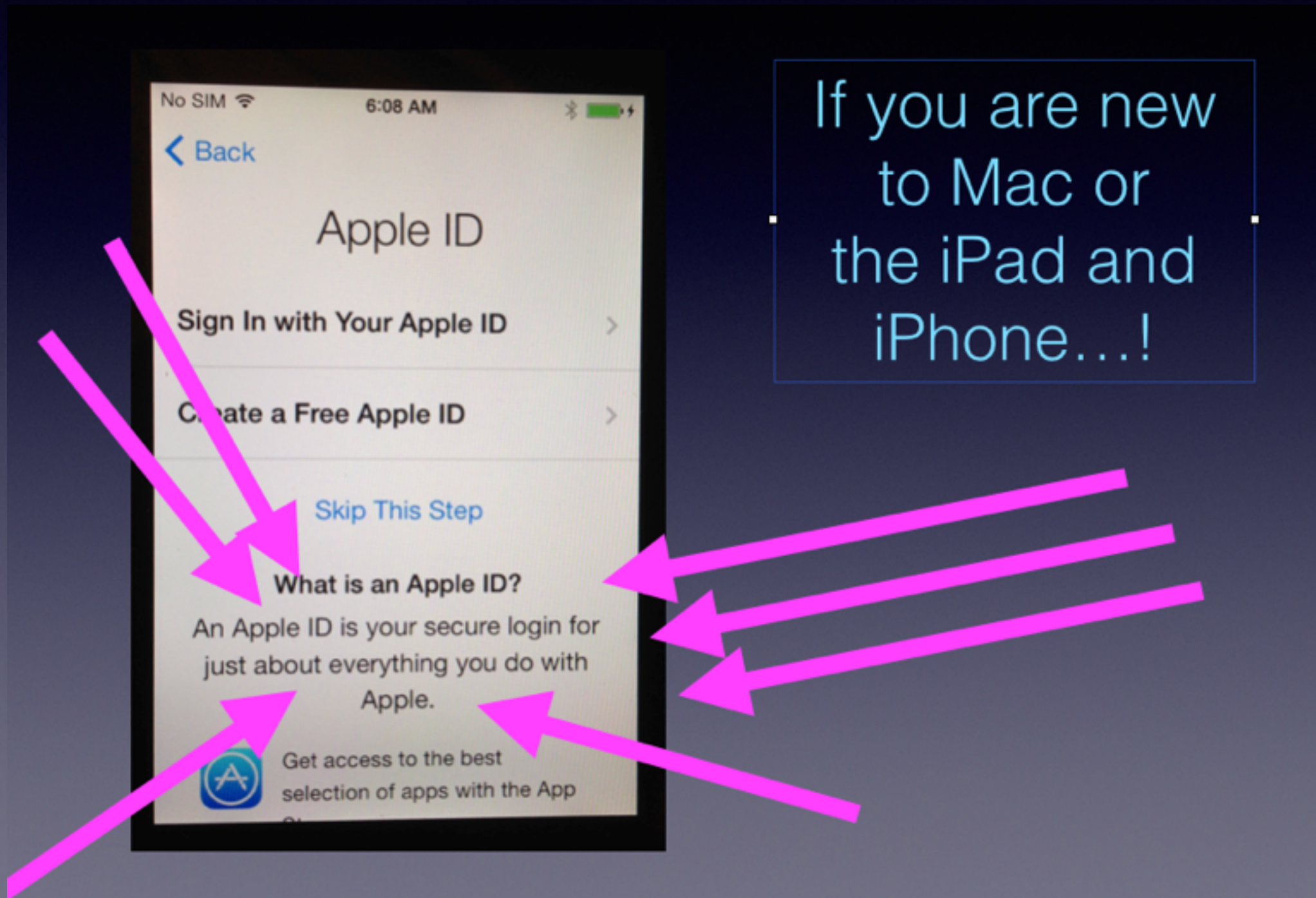
- OS X v10.6.8 or later
- 2GB of memory
- 8GB of available space
- Some features require an Apple ID; terms apply.
- Some features require a compatible Internet service provider; fees may apply.

Supported Models

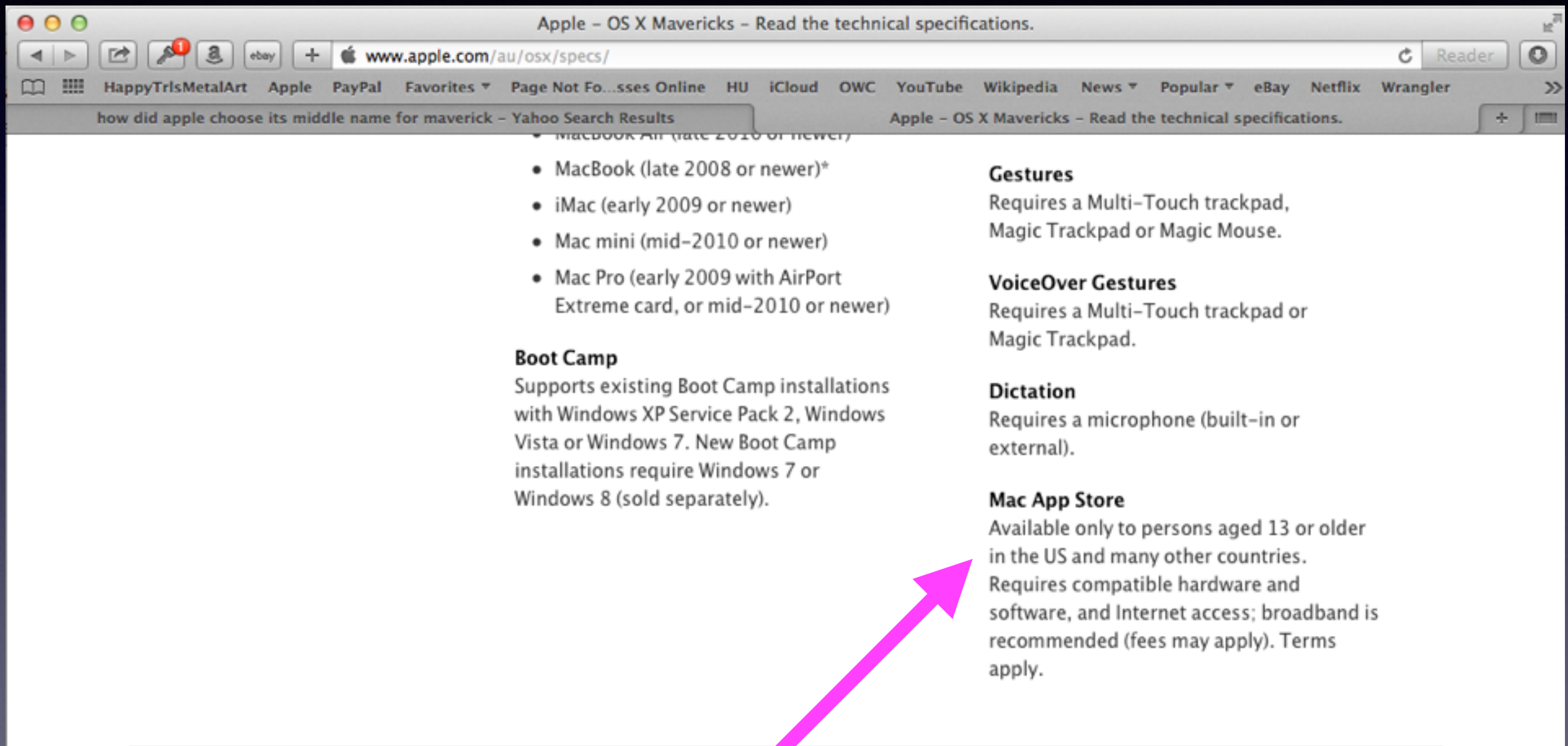
- iMac (mid-2007 or newer)
- MacBook (late 2008 aluminium, or early 2009 or newer)
- MacBook Pro (mid-/late 2007 or newer)
- Xserve (early 2009)
- MacBook Air (late 2008 or newer)
- Mac mini (early 2009 or newer)
- Mac Pro (early 2008 or newer)

*****YOU NEED A MINIMUM OF 4GB OF MEMORY

But You Need Your Apple ID and Password



Getting to the App Store



Get an Apple ID

This screenshot shows the first step of creating an Apple ID. The browser address bar displays the URL: `appleid.apple.com/cgi-bin/WebObjects/MyAppleId.woa/wa/createAppleIdForIKB`. The page title is "Apple - My Apple ID". The main heading is "My Apple ID". The section "Create an Apple ID." explains that the Apple ID provides access to various services. Below this, there is a link to "Read the Apple Customer Privacy Policy". The "Choose an Apple ID and password." section contains three input fields: "Apple ID" (with the example `example-jappleseed@example.com`), "Password", and "Confirm Password". The "Create a security question." section explains the purpose of the question and provides a selection of questions.

Apple - My Apple ID

appleid.apple.com/cgi-bin/WebObjects/MyAppleId.woa/wa/createAppleIdForIKB

PayPal Favorites Page Not Found...sses Online HU iCloud OWC YouTube Wikipedia News Popular eBay Netflix Wrangler Codez4 AirportUtility Blog HuluPlus tmblog

Apple - My Apple ID

Store Mac iPod iPhone iPad iTunes Support

My Apple ID

Create an Apple ID.
Your Apple ID gives you easy access to a variety of Apple services, including the iTunes Store, Apple Online Store, iChat, and more. We will not share your information with anyone else unless you authorize us to do so.
[Read the Apple Customer Privacy Policy](#)

Create an Apple ID.
Choose an Apple ID and password.
Enter your primary email address as your Apple ID. This will be used as the contact email address for your account. Please note that this email address must be verified before you can use certain Apple services.

Apple ID

Password

Confirm Password

Create a security question.
Select a security question or create one of your own. This question will help us verify your identity should you forget your password.

<https://appleid.apple.com/cgi-bin/WebObjects/MyAppleId.woa/wa/createAppleIdForIKB>

This screenshot shows the second step of creating an Apple ID. At the top, there are three dropdown menus for "Month", "Day", and "Year". The "Enter your name." section has three input fields for "First Name", "Middle Name" (marked as optional), and "Last Name". The "Enter your primary address." section includes a "Country/Region" dropdown (set to "United States"), a "Company/Institution" optional field, "Address Line 1", "Address Line 2" (optional), "Town/City", a "State/Province" dropdown (set to "Please select"), and a "Zip Code" field. The "Choose your Apple Support Communities username." section has a "Username" input field.

Month Day Year

Enter your name.
Please enter your full name.

First Name

Middle Name

Last Name

Enter your primary address.
Please enter your mailing address.

Country/Region

Company/Institution

Address Line 1

Address Line 2

Town/City

State/Province

Zip Code

Choose your Apple Support Communities username.
Your username is your public identity in Apple Support Communities. It cannot be changed after you create your account.

Username

Getting Apple Id cont.

Zip Code

Choose your Apple Support Communities username.
Your username is your public identity in Apple Support Communities. It cannot be changed after you create your account.

Username

Preferred Language

Preferred Language

English (US) – English (US)


Email Preference

Stay up to date with Apple news, software updates, and the latest information about products and services from Apple.
Please note: Email messages appear in the official language(s) of your country of residence.
[Read the Apple Customer Privacy Policy](#)

☒ Apple News and Announcements
Keep me up to date with Apple news, software updates, and the latest information on products and services.

☒ New on iTunes and Other iTunes Offers
Every week, iTunes adds the latest new releases for music, apps, movies, TV, books, podcasts, and much more — plus exclusive content you'll only find on iTunes. Sign up for New On iTunes and other iTunes offers.

Please type the characters you see in the image below.



Letters are not case sensitive.

[Try a different image](#)

[Vision Impaired](#)

☐ I have read and agree to the [Apple Terms of Service](#), [Apple Customer Privacy Policy](#) and [Apple Support Communities Terms of Use](#).

Cancel

Create Apple ID

I Forgot My Apple ID

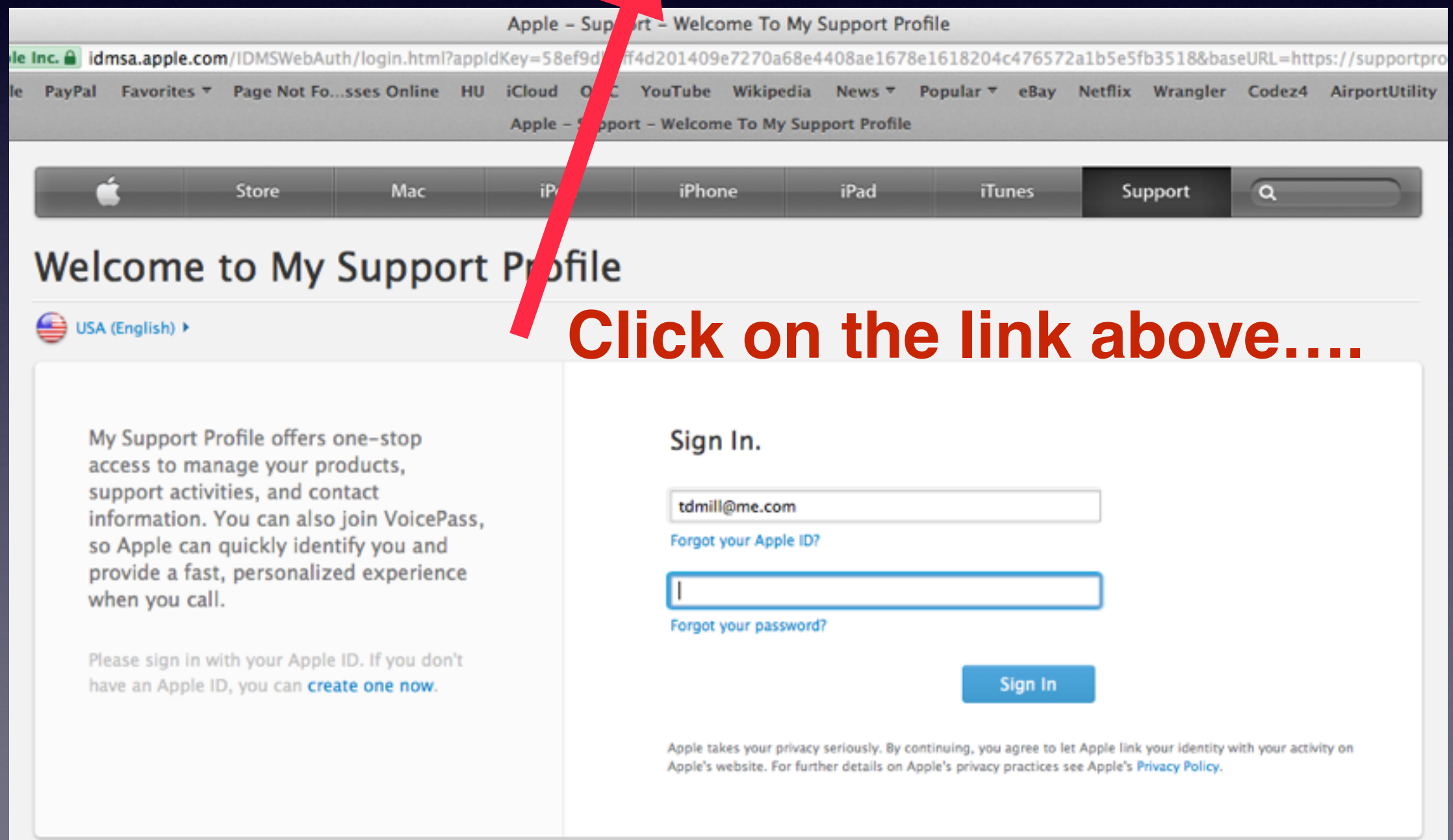
- Most people do not forget the Apple ID
- It's my email address.
- Look on iPhone under *iTunes & App Store*
- *Search Safari for "What is my Apple ID?"*
- *They forget the password!!!!!!!!!!!!!!!!!!!!!!!!!!!!*



What Is My Apple ID? Cont.

[https://idmsa.apple.com/IDMSWebAuth/login.html?](https://idmsa.apple.com/IDMSWebAuth/login.html?appIdKey=58ef9db8ff4d201409e7270a68e4408ae1678e1618204c476572a1b5e5fb3518&baseURL=https://supportprofile.apple.com/homePage)

[appIdKey=58ef9db8ff4d201409e7270a68e4408ae1678e1618204c476572a1b5e5fb3518&baseURL=https://supportprofile.apple.com/homePage](https://idmsa.apple.com/IDMSWebAuth/login.html?appIdKey=58ef9db8ff4d201409e7270a68e4408ae1678e1618204c476572a1b5e5fb3518&baseURL=https://supportprofile.apple.com/homePage)



The screenshot shows the Apple Support Profile login page. A red arrow points from the URL above to the browser's address bar. The page has a navigation bar with links to Store, Mac, iPad, iPhone, iTunes, and Support. The main heading is "Welcome to My Support Profile". Below this, there is a language selector for "USA (English)". The page is divided into two columns. The left column contains text about the My Support Profile and a link to "create one now". The right column has a "Sign In." section with input fields for email (tdmill@me.com) and password, and buttons for "Forgot your Apple ID?", "Forgot your password?", and "Sign In". At the bottom, there is a privacy policy notice.

Apple – Support – Welcome To My Support Profile

le Inc. idmsa.apple.com/IDMSWebAuth/login.html?appIdKey=58ef9db8ff4d201409e7270a68e4408ae1678e1618204c476572a1b5e5fb3518&baseURL=https://supportprofile.apple.com/homePage

le PayPal Favorites Page Not Found...ses Online HU iCloud On YouTube Wikipedia News Popular eBay Netflix Wrangler Codez4 AirportUtility

Apple – Support – Welcome To My Support Profile

Store Mac iPad iPhone iTunes Support

Welcome to My Support Profile

USA (English) ▶

My Support Profile offers one-stop access to manage your products, support activities, and contact information. You can also join VoicePass, so Apple can quickly identify you and provide a fast, personalized experience when you call.

Please sign in with your Apple ID. If you don't have an Apple ID, you can [create one now](#).

Sign In.

tdmill@me.com

[Forgot your Apple ID?](#)

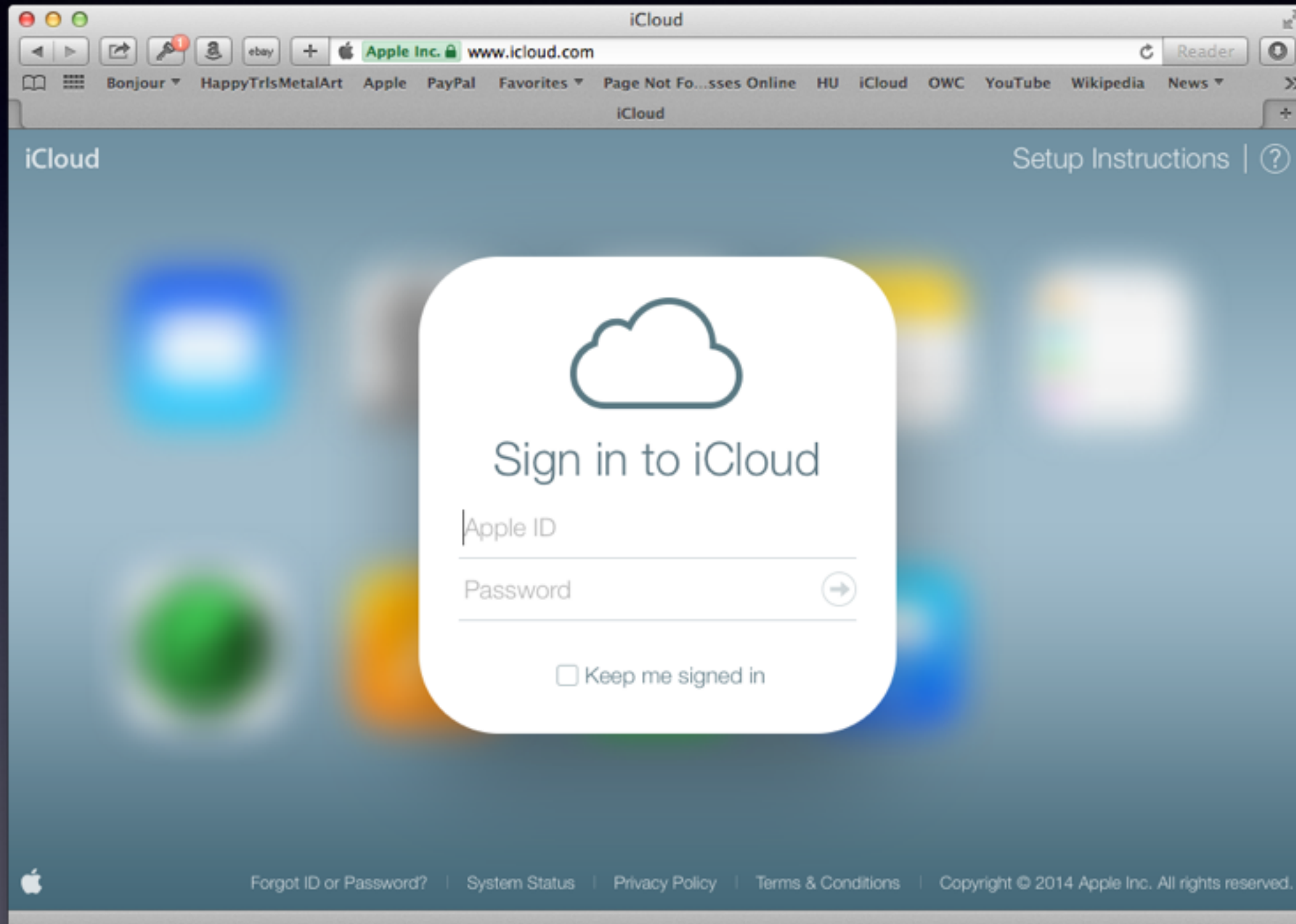
[Forgot your password?](#)

[Sign In](#)

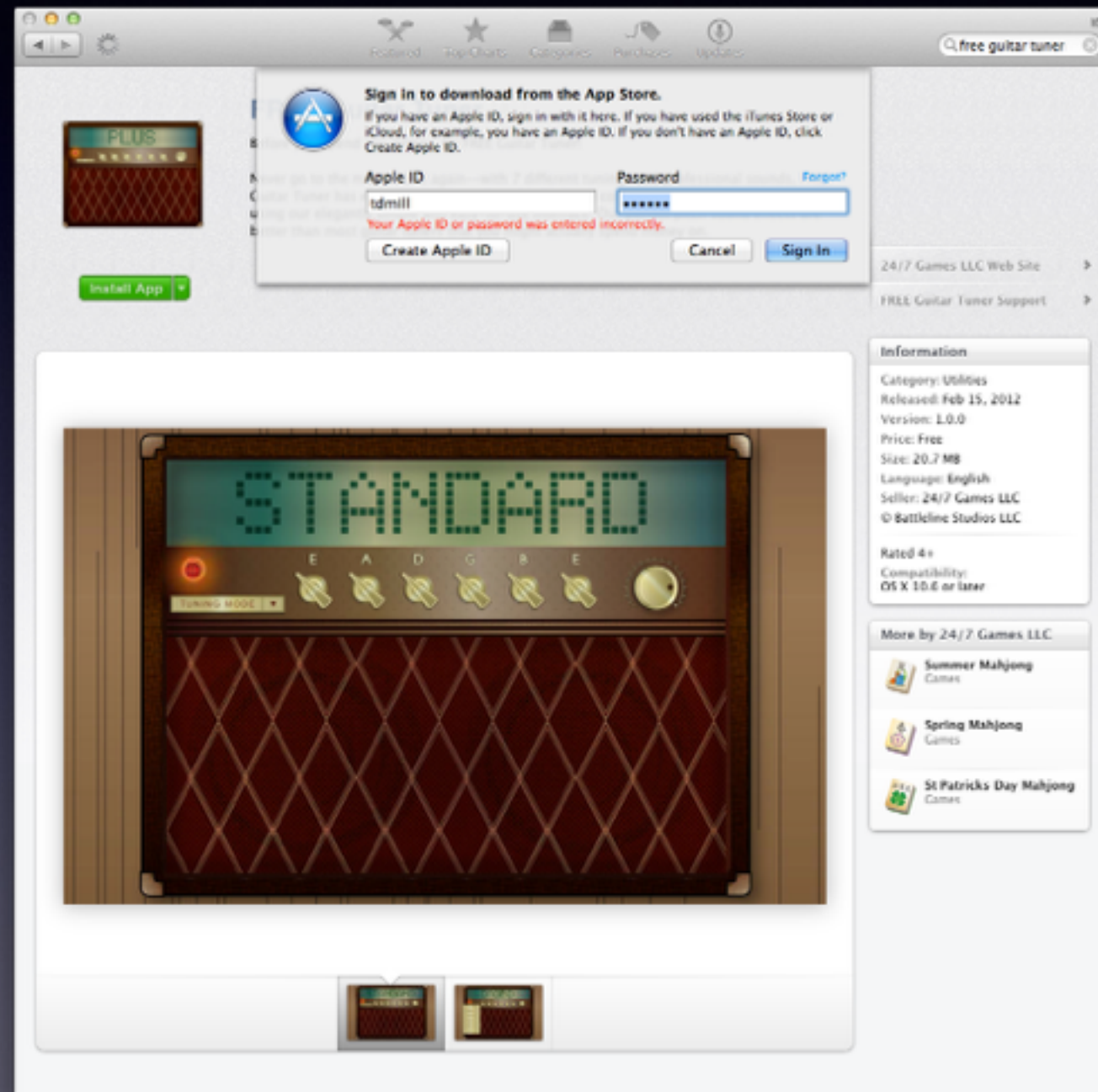
Apple takes your privacy seriously. By continuing, you agree to let Apple link your identity with your activity on Apple's website. For further details on Apple's privacy practices see Apple's [Privacy Policy](#).

Click on the link above....

Test Your Apple ID and Password at iCloud.com



Test Your Apple ID and Password at the App Store



**Just
search
for something
free.
Then try to
buy it....**

[I know it's free!]

Can My Mac Have Virus?

<http://www.youtube.com/watch?v=3wUmz8Vy9aM>

Posted by Gary Rosenzweig on 2/12/10

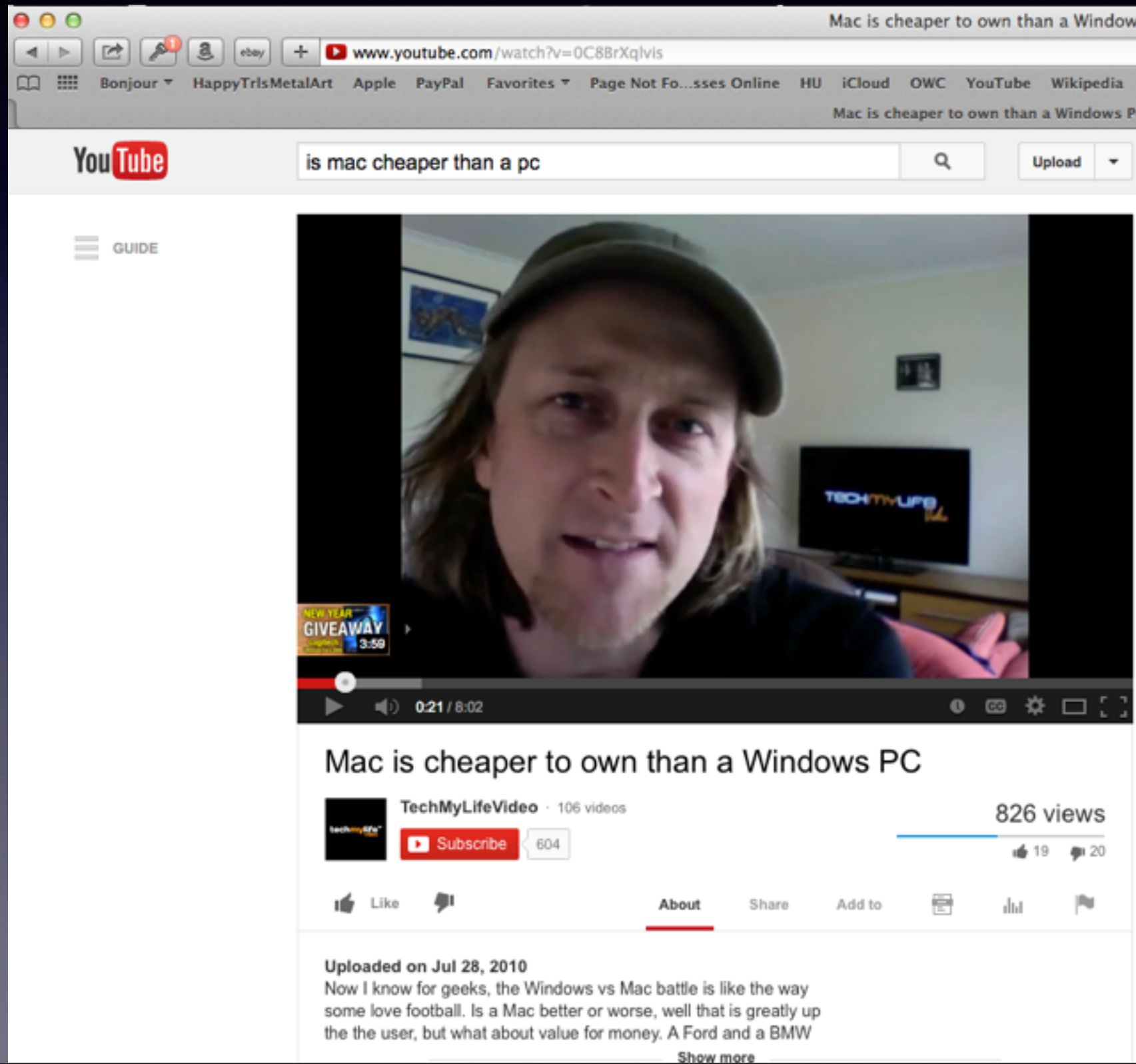
MacMost Now 357: Do Macs Need Anti-Virus Software?

Gary Rosenzweig tackles the controversial question of whether you need to buy anti-virus software for your Mac. There are currently no active Mac viruses and anti-virus software could cause unexpected problems. Staying informed and up-to-date is a better option.



Is Mac Cheaper than a PC?

<http://www.youtube.com/watch?v=0C8BrXqlvis>



The screenshot shows a web browser window displaying a YouTube video. The browser's address bar shows the URL `www.youtube.com/watch?v=0C8BrXqlvis`. The YouTube interface includes a search bar with the text "is mac cheaper than a pc", a "GUIDE" link, and a video player. The video features a man with long hair and a cap, with a "TECHMYLIFE" logo visible in the background. A "NEW YEAR GIVEAWAY" banner is overlaid on the video. Below the video, the title "Mac is cheaper to own than a Windows PC" is displayed, along with the channel name "TechMyLifeVideo" (106 videos), a "Subscribe" button (604 subscribers), and view counts (826 views, 19 likes, 20 dislikes). The video description begins with "Uploaded on Jul 28, 2010" and discusses the cost comparison between Mac and Windows PCs, using the analogy of a Ford vs. BMW.

Mac is cheaper to own than a Windows PC

is mac cheaper than a pc

GUIDE

NEW YEAR GIVEAWAY 3:59

0:21 / 8:02

TechMyLifeVideo · 106 videos

826 views

Subscribe 604

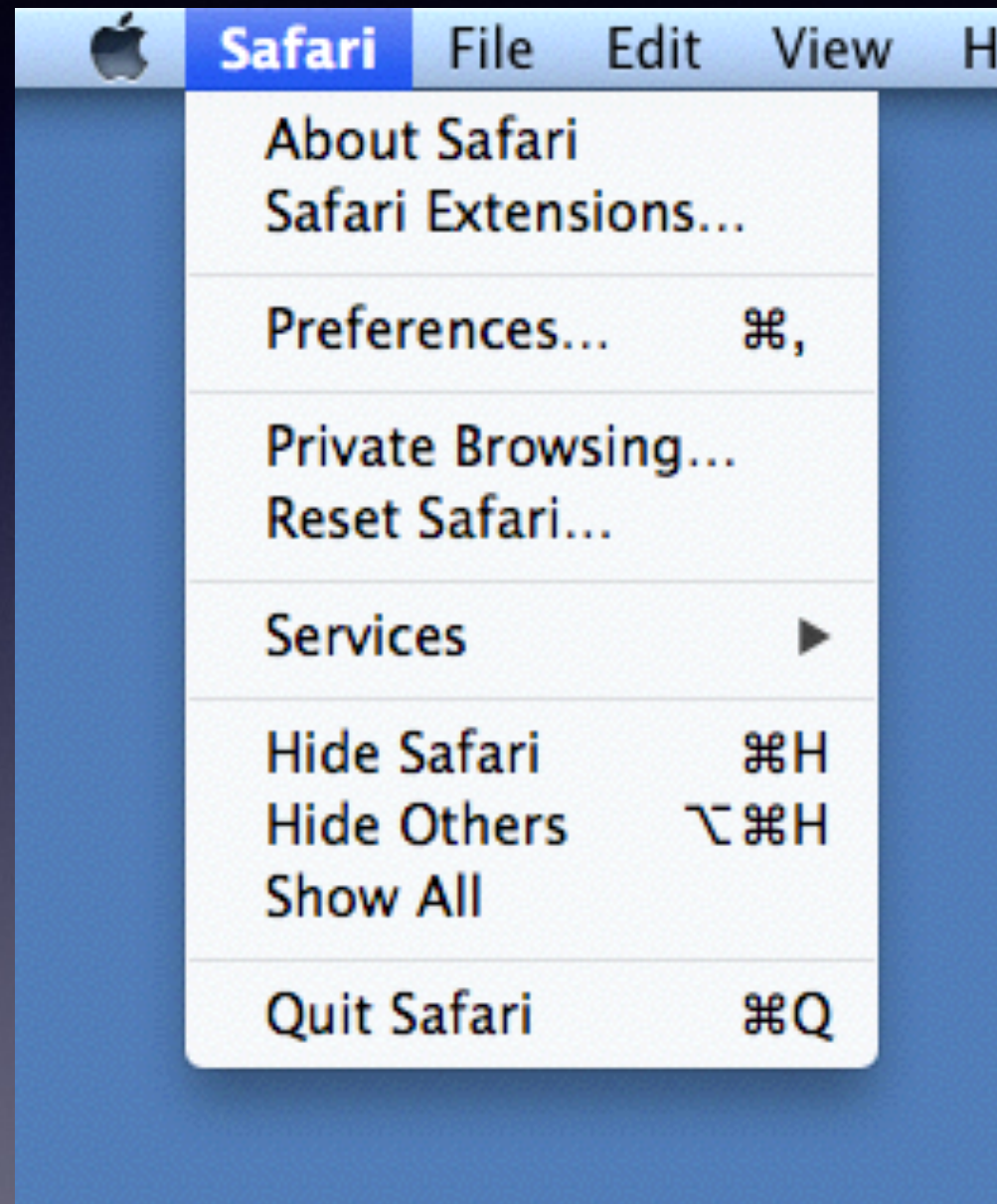
Like Dislike About Share Add to

Uploaded on Jul 28, 2010

Now I know for geeks, the Windows vs Mac battle is like the way some love football. Is a Mac better or worse, well that is greatly up to the user, but what about value for money. A Ford and a BMW

Show more

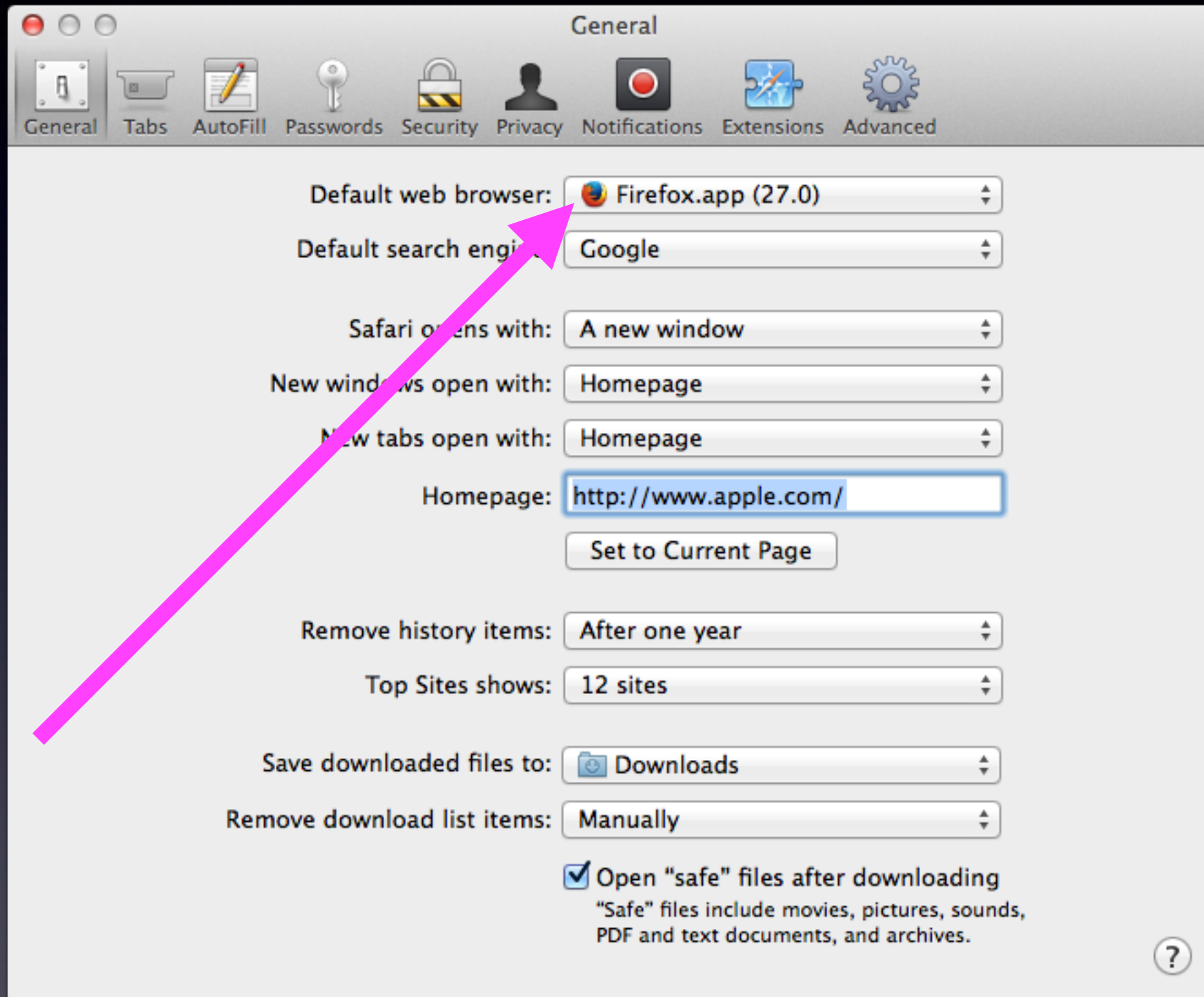
What Are Preferences?



**Every
App
Has its
Own
Preferences!**

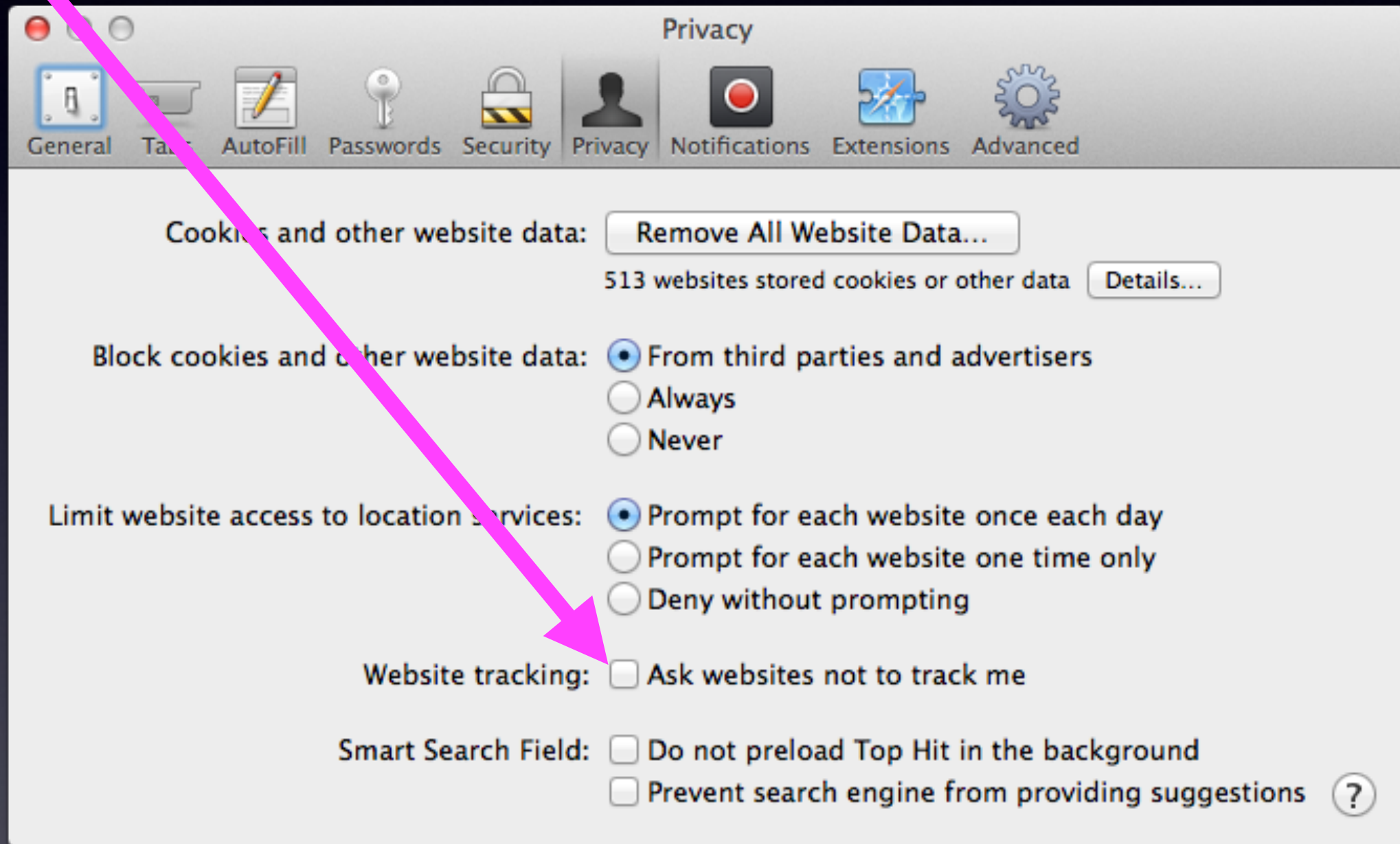
Preferences
is another
word for
“Settings”

Safari Preferences

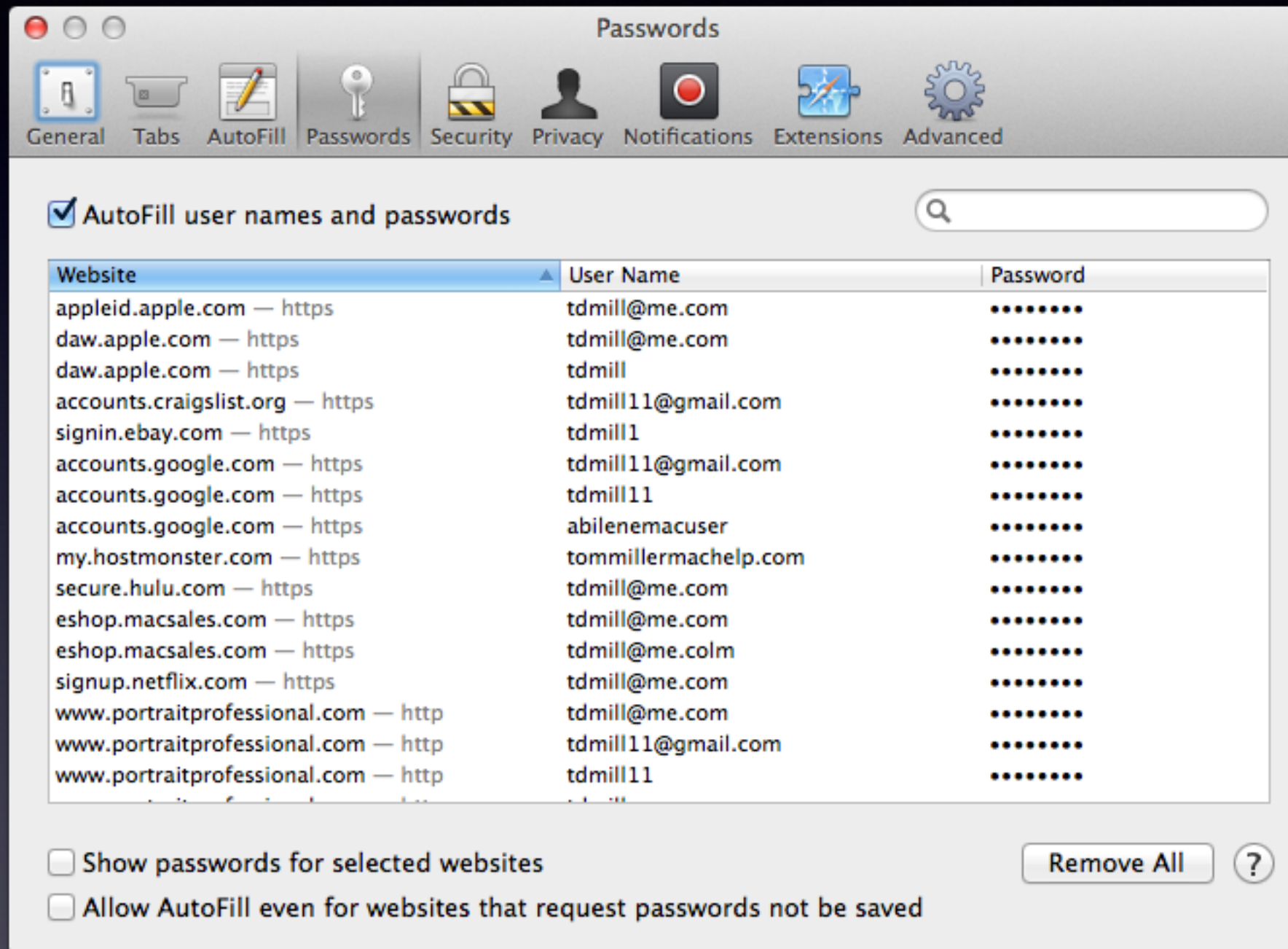


Browser?
Search ?
Homepage?
History?
Downloads?

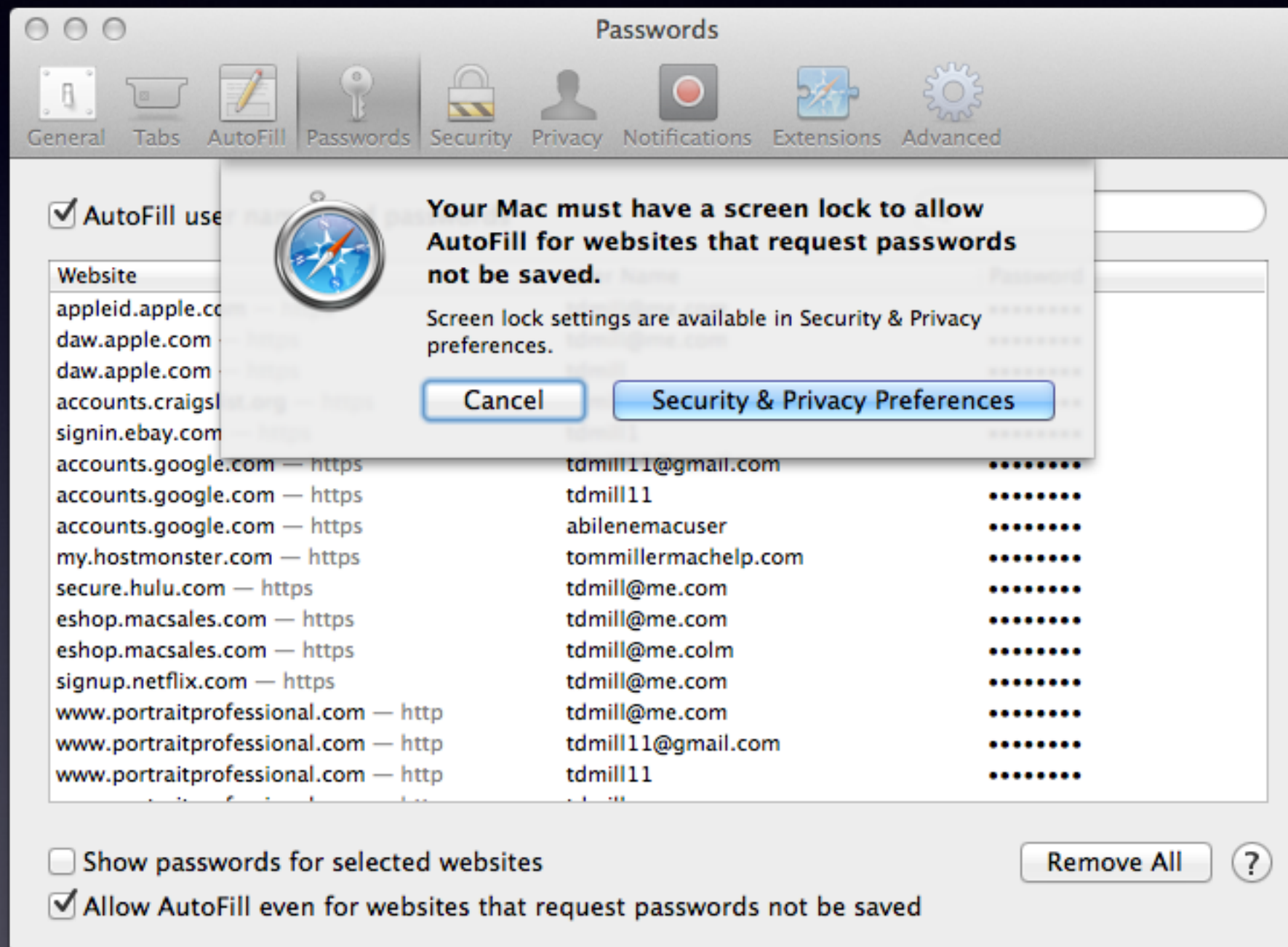
Safari / Web Tracking



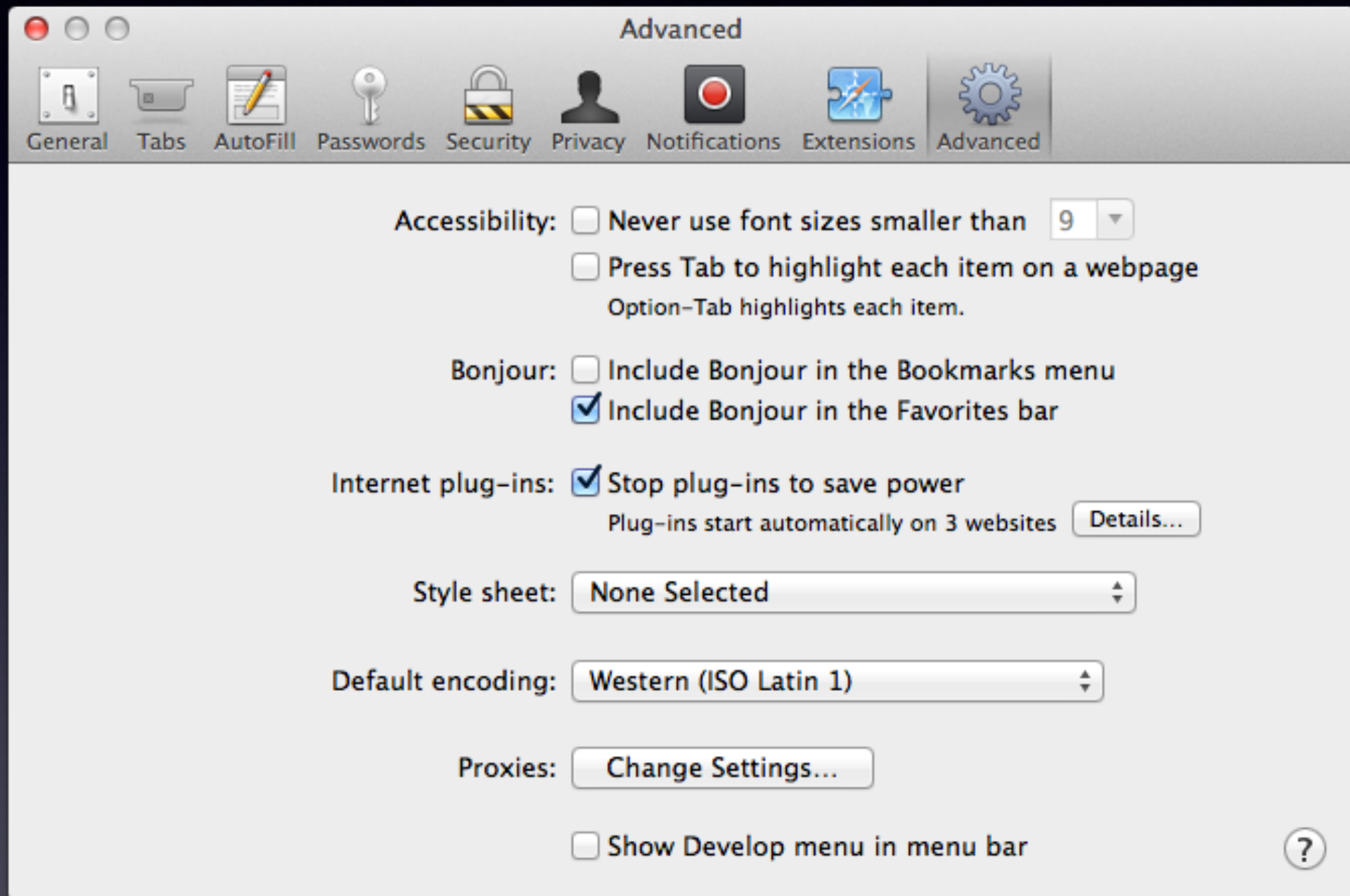
Safari Saves Passwords



Your Computer Must Be Secure

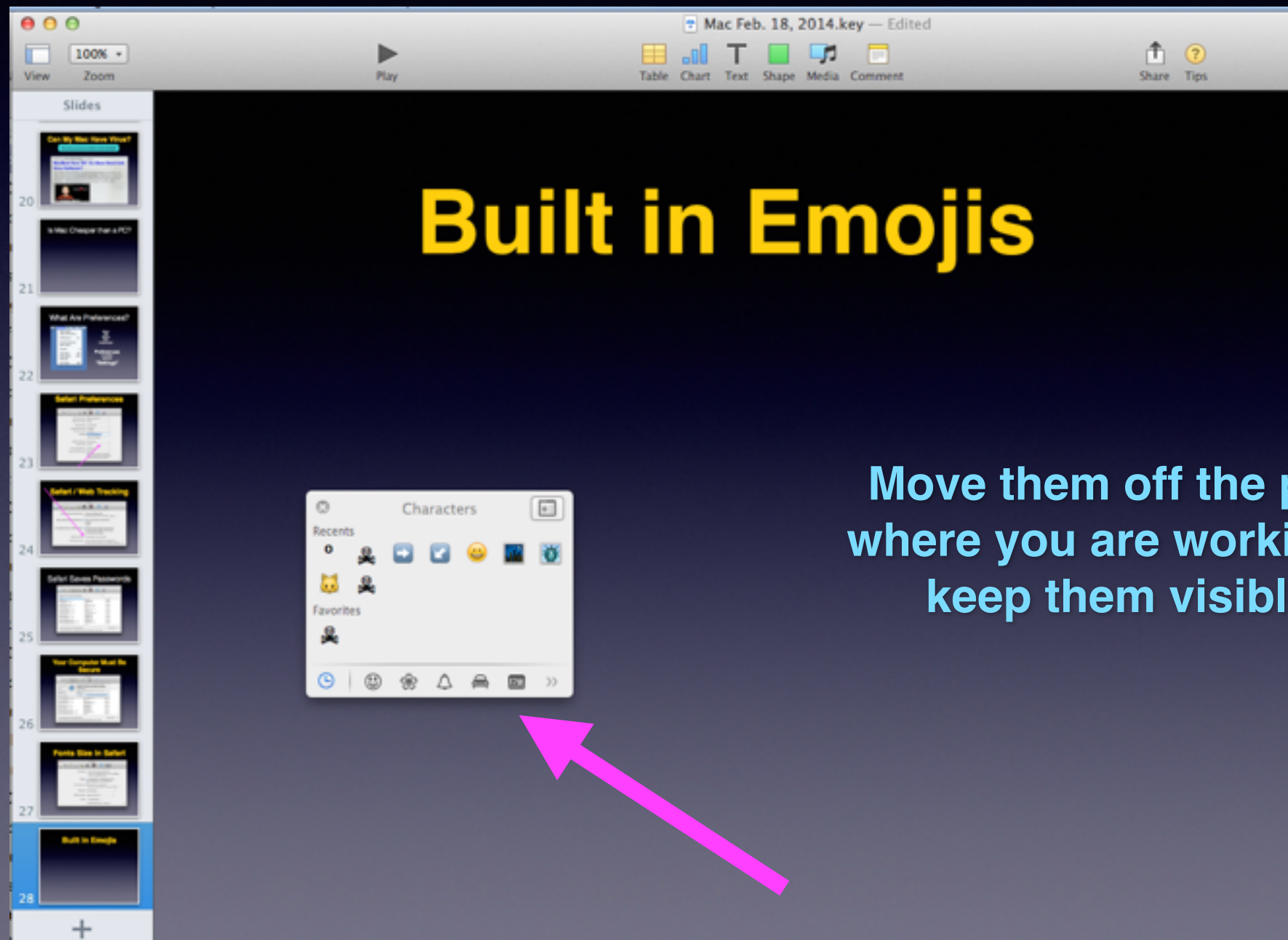


Fonts Size in Safari



Built in Emojis

Use Cmd + Control + Spacebar to reveal emojis.



Move them off the page
where you are working to
keep them visible!

“Searching” is Almost Everywhere on a Mac

Four examples:

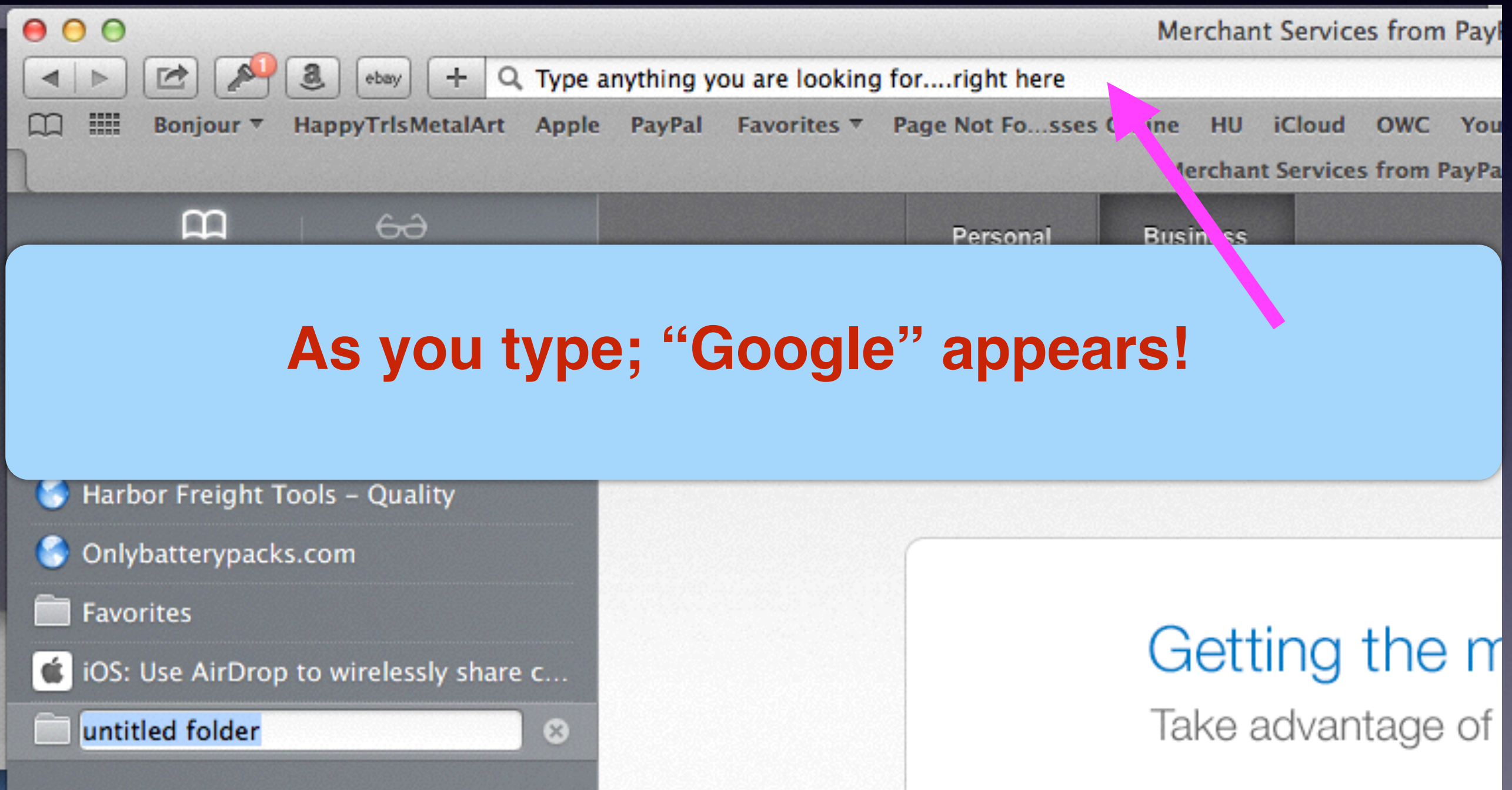
Safari

Spotlight

Notes

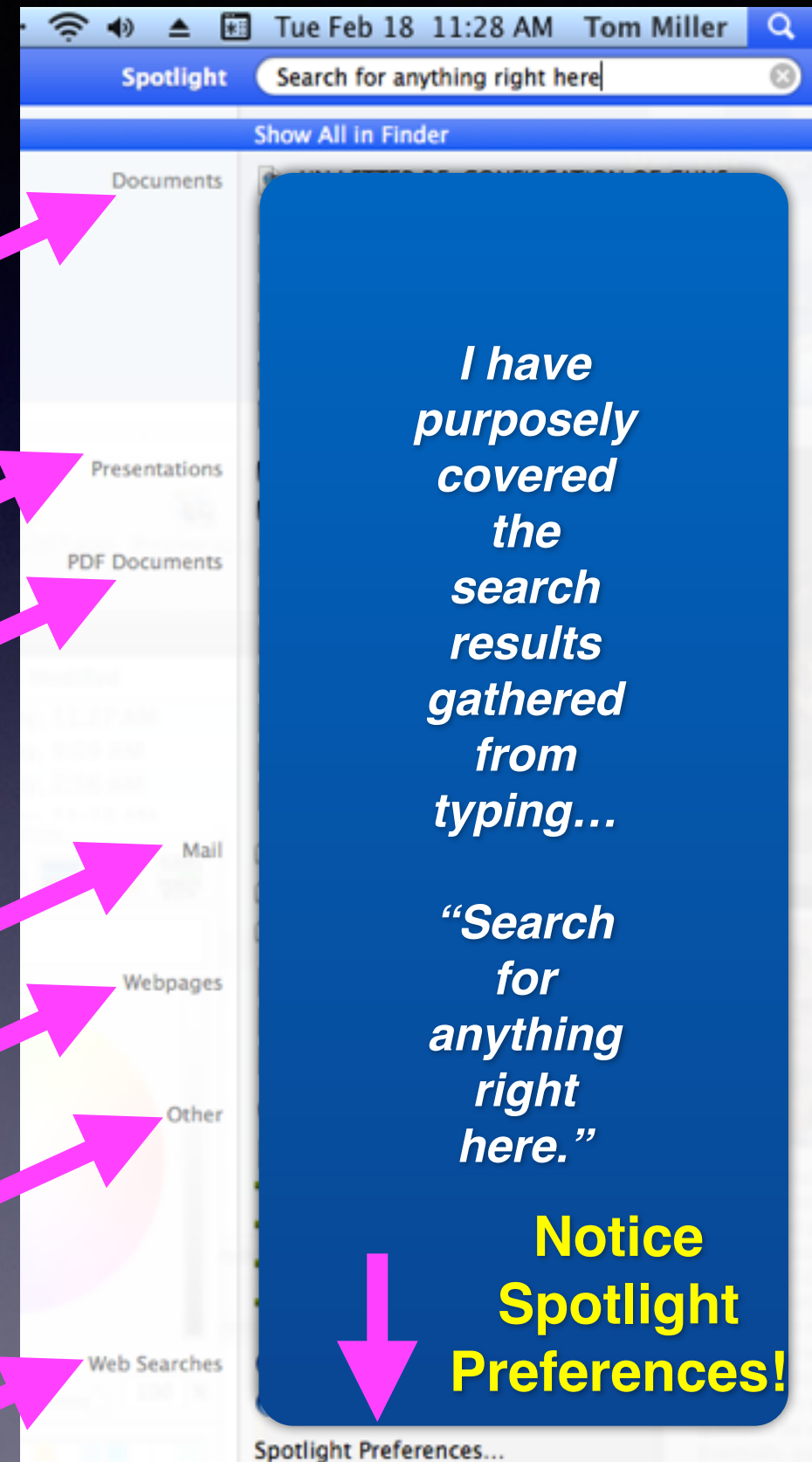
Calendar

Safari Implies a Search for Adventure

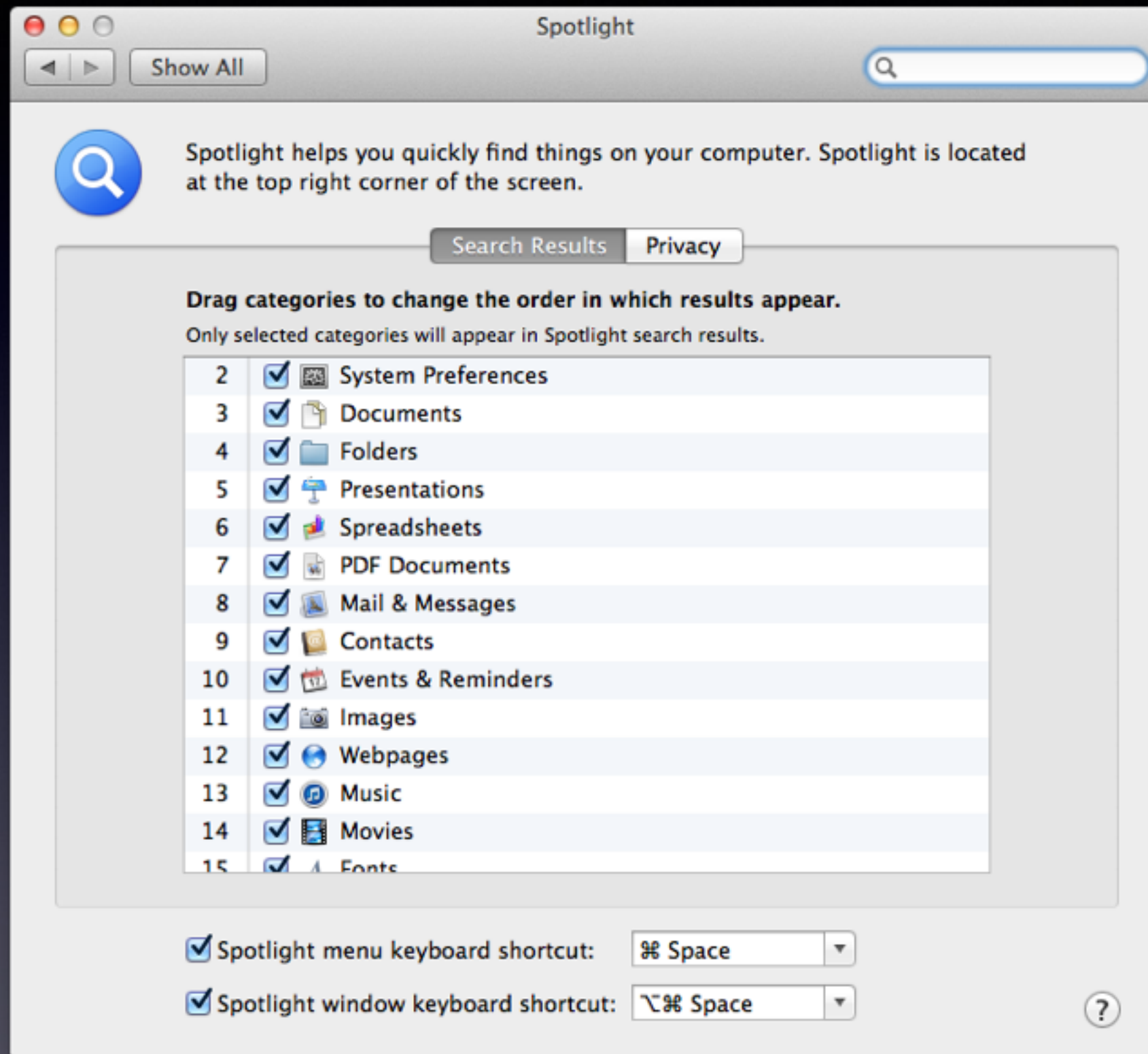


Search “Spotlight”

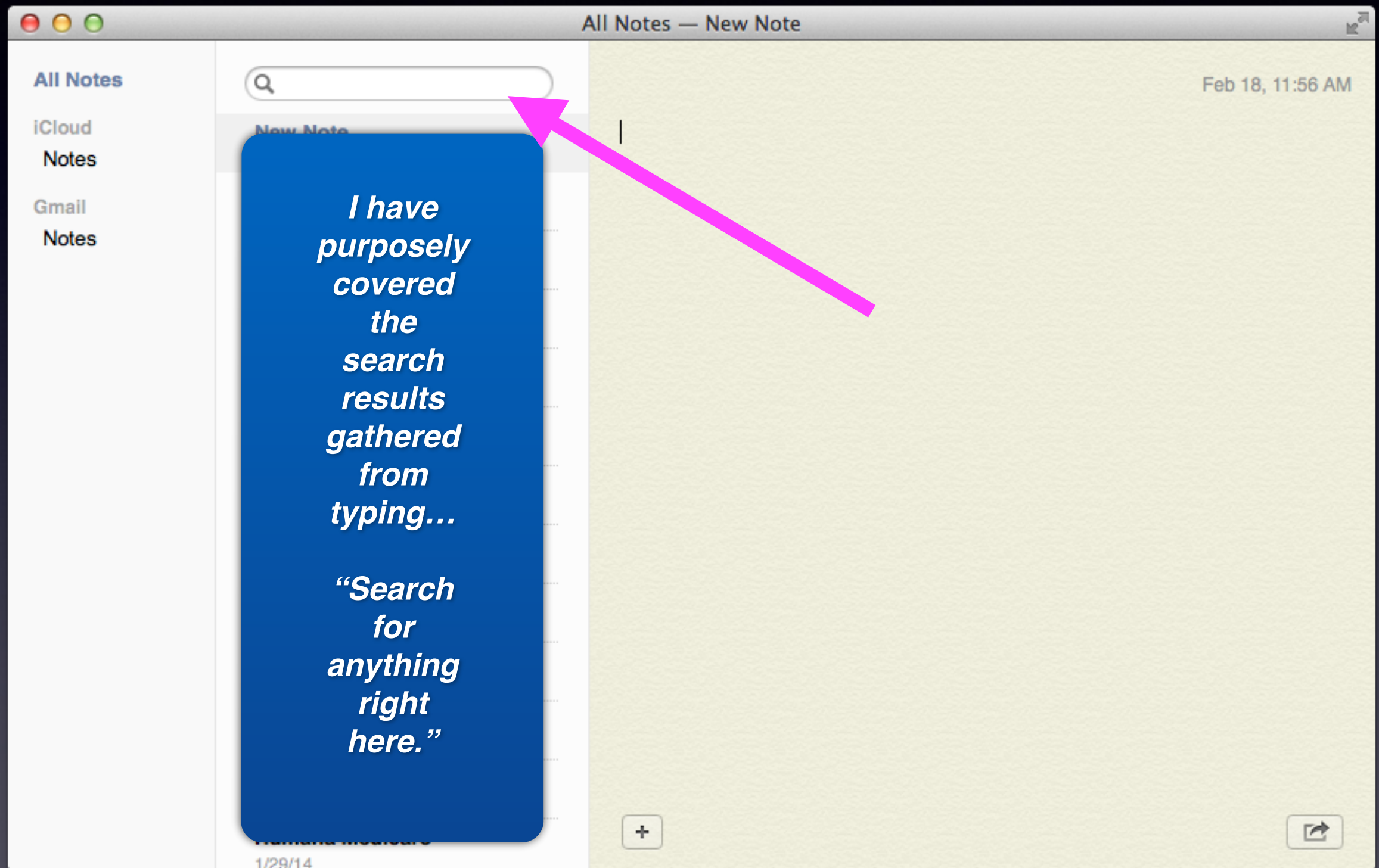
Look at
the
categories
from which
Spotlight
searches!



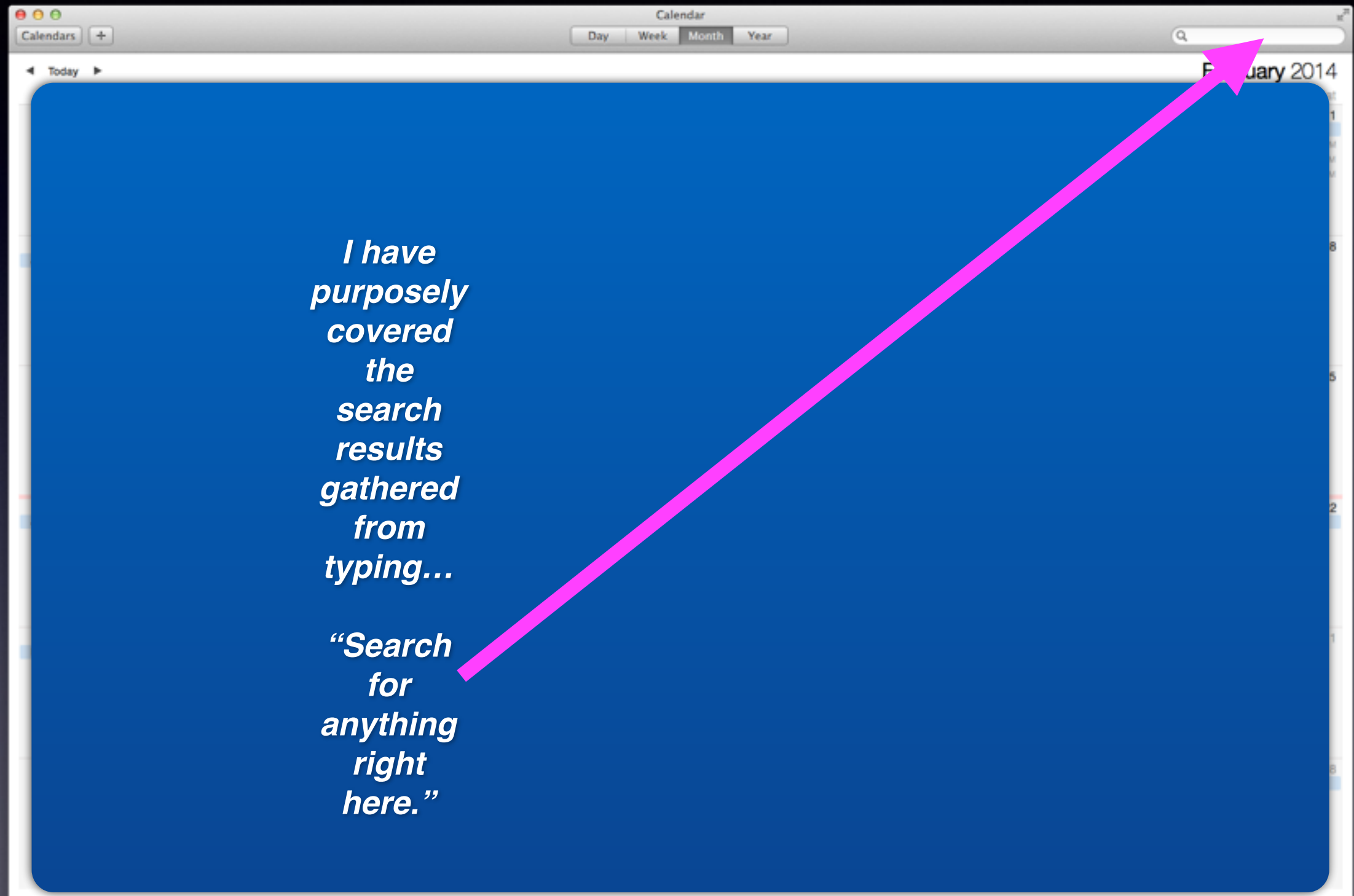
Spotlight Prefs



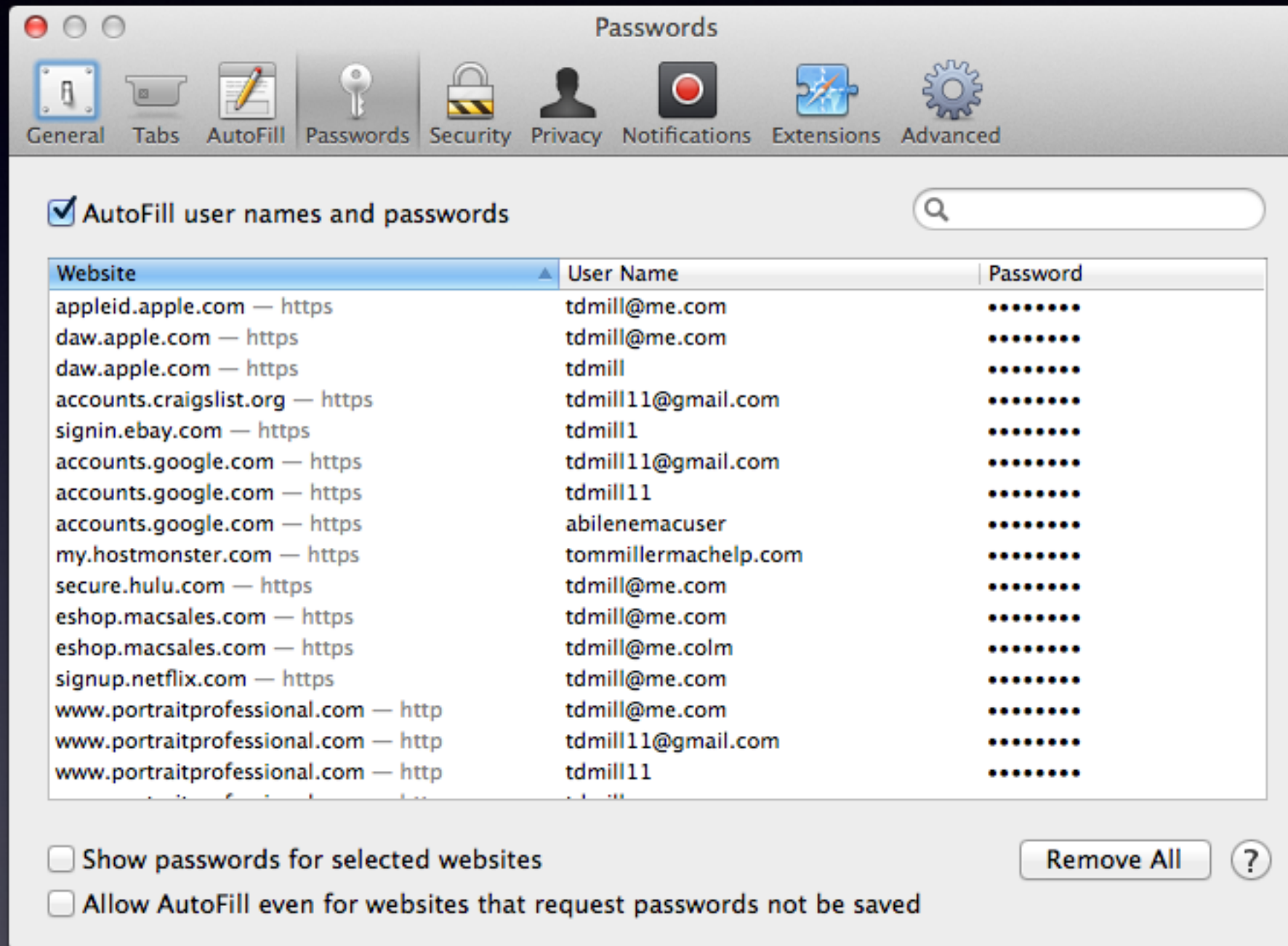
Search in “Notes”



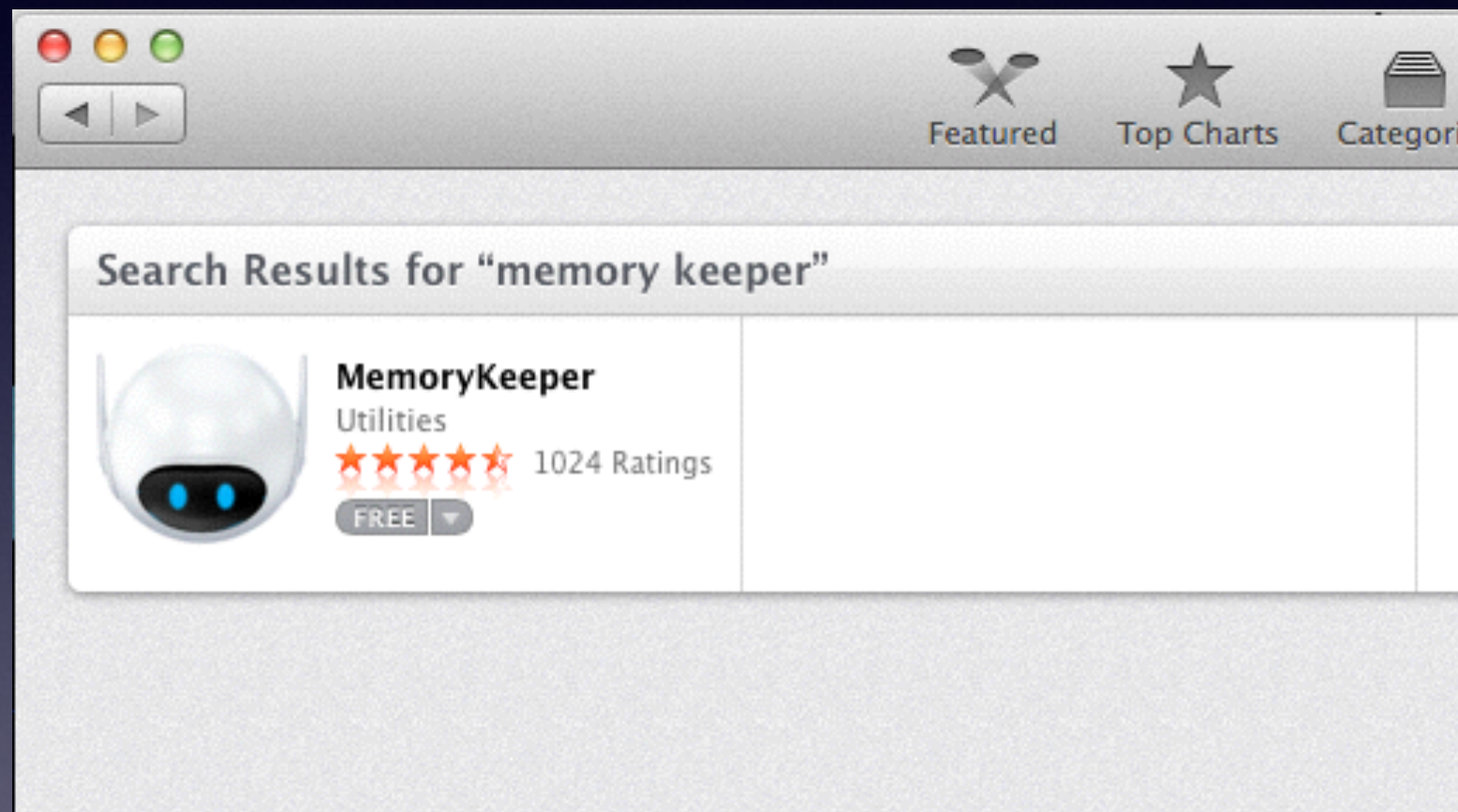
Search Your Calendar



Safari Saves Passwords



Memory Keeper is Free!



Install “Teamviewer”

