

Donate to Noah

- If you have unused phones
- iPhones = I will recycle
- Any cell phone will go to the Noah project
- All phones will be wiped of personal data



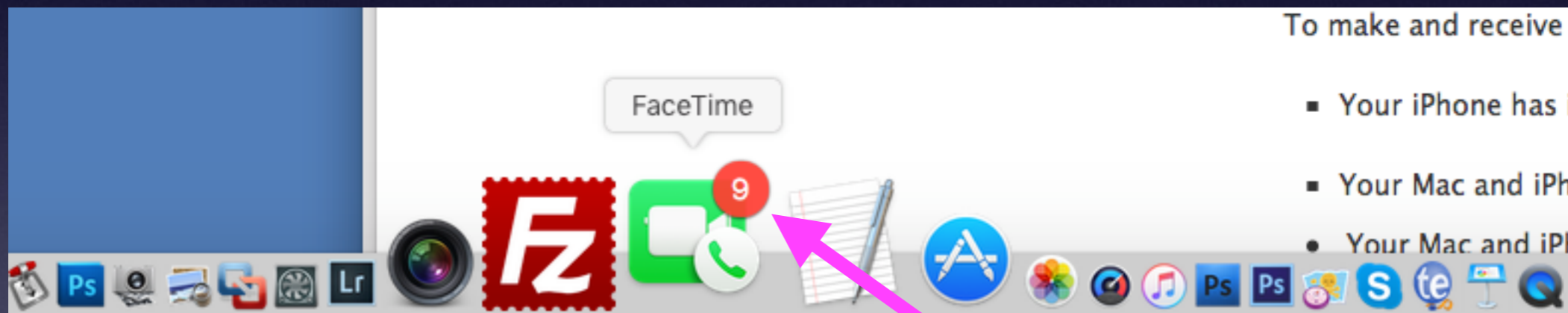
WELCOME BACK



FaceTime

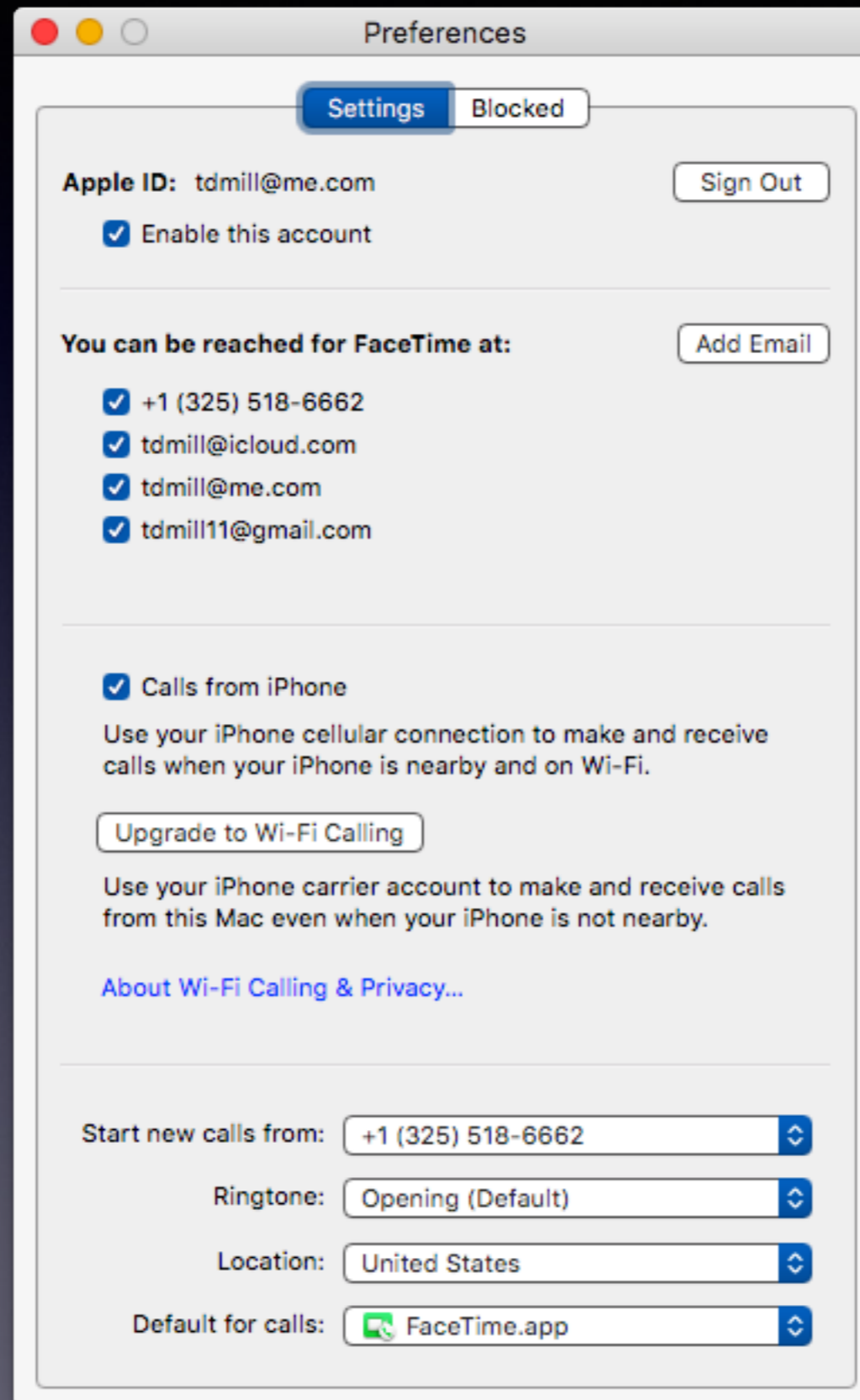
“I have not used FaceTime But Badge Icon appears.”

Just click from Video Tab to Audio [Voice] tab and back.



You can make and receive telephone calls on your computer!

FaceTime Calling



**If you own the iPad,
iPhone, iMac,**



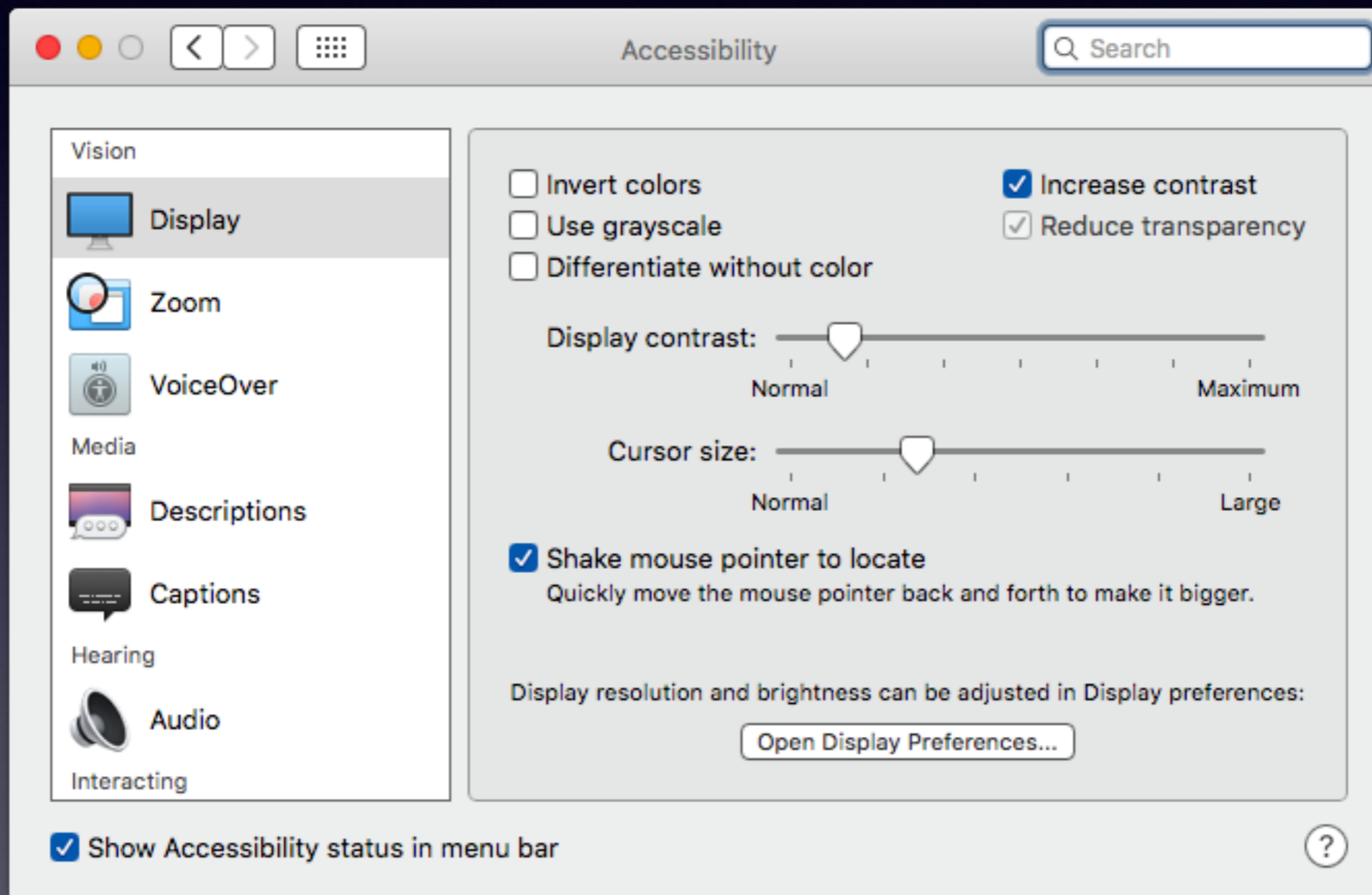
Apple Watch.

**You are using the Best
Device Of Its Kind On**

The Planet... 

Accessibility Features

Make mouse larger and make display larger!



See What Is Running In The Background!

**More Ram = More Apps Can Run
At the same time.**

Cmd + Tab

Use Cmd + Q to Quit any app.

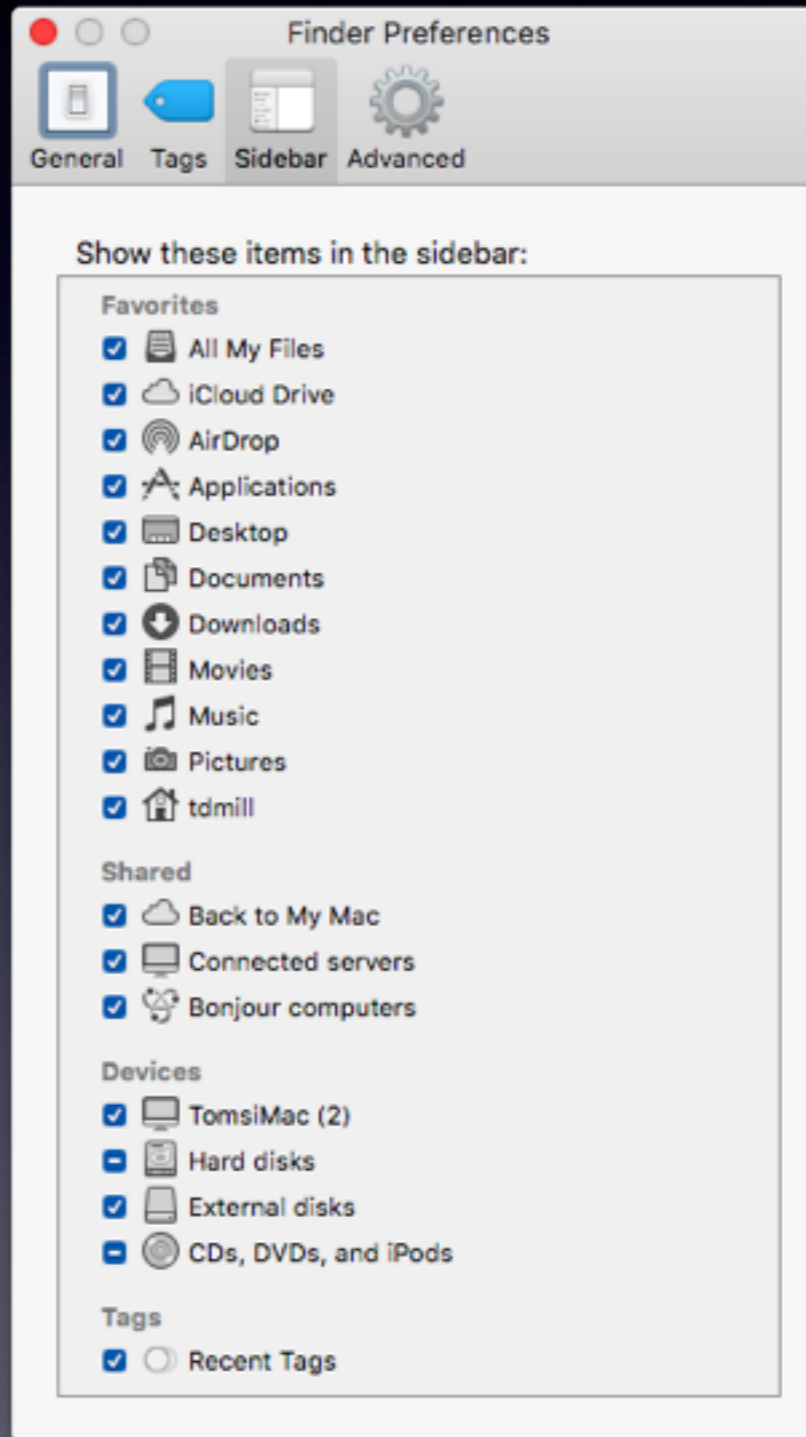
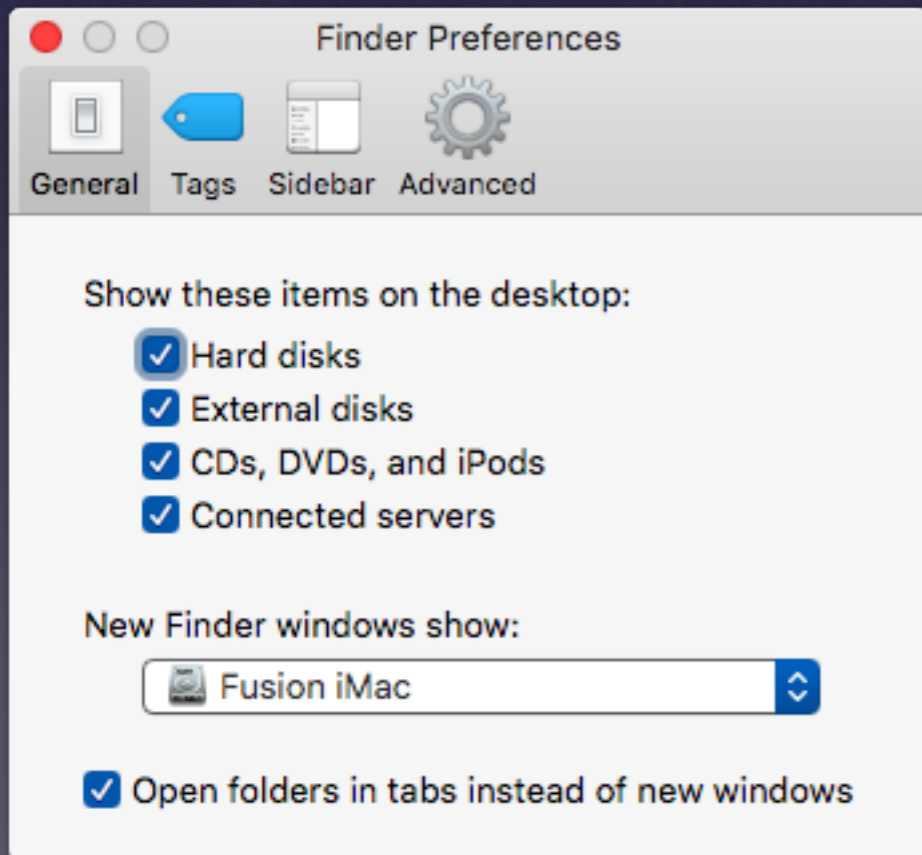
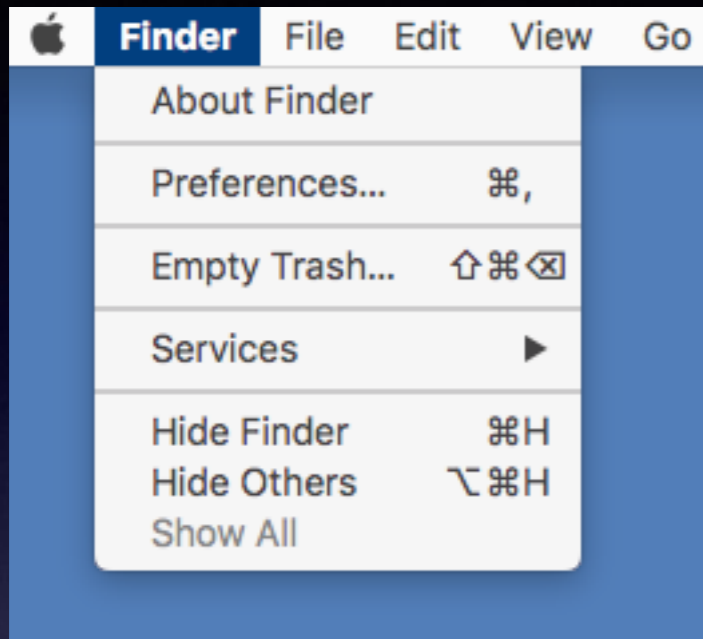
Apps that are running show up 3 ways!

Cmd + Tab

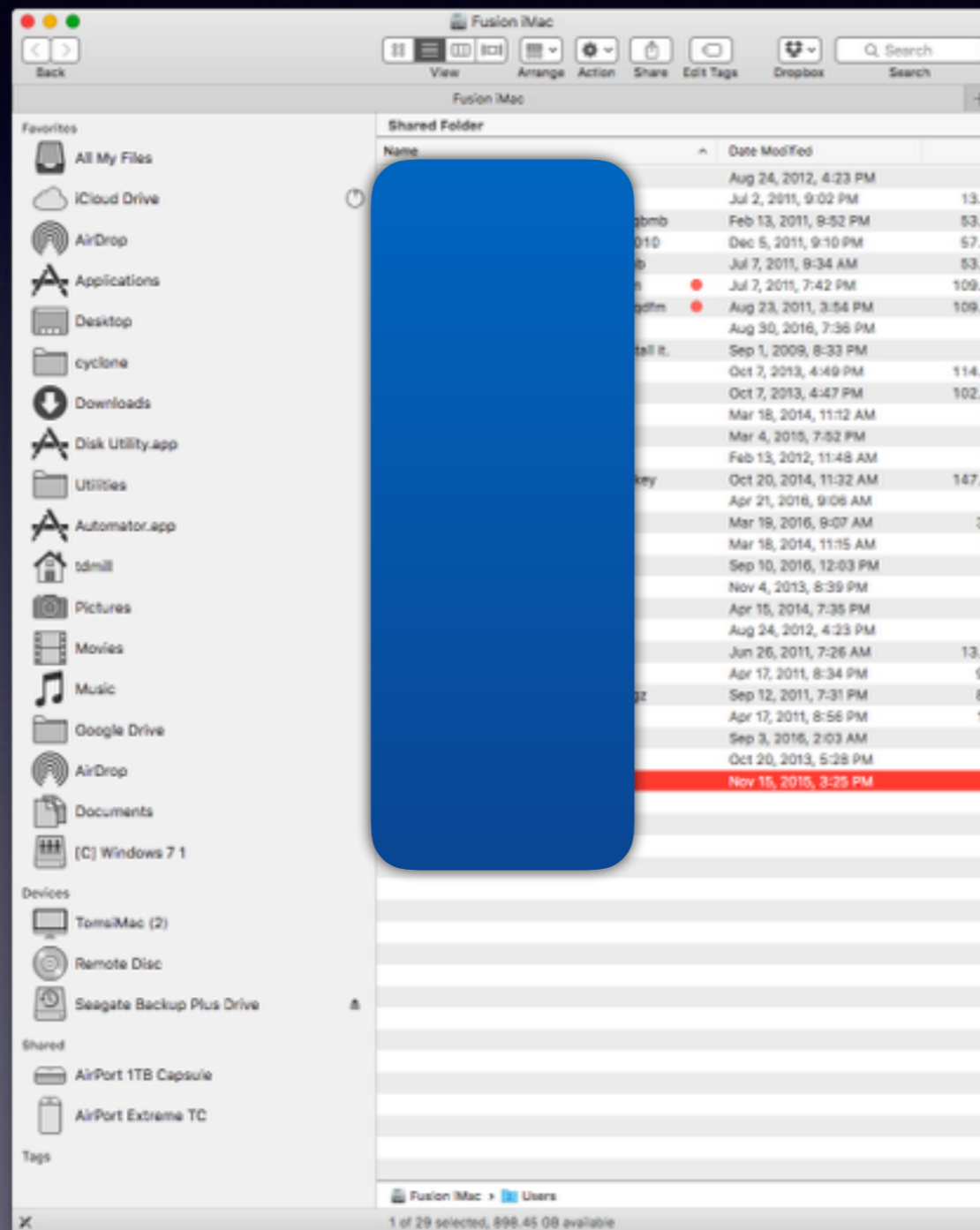
Black dots under Apps in the Dock

Activity monitor

Make Info Readily Available!



Readily See Everything Through the “Sidebar.”



New iMacs

27" vs. 21.5"

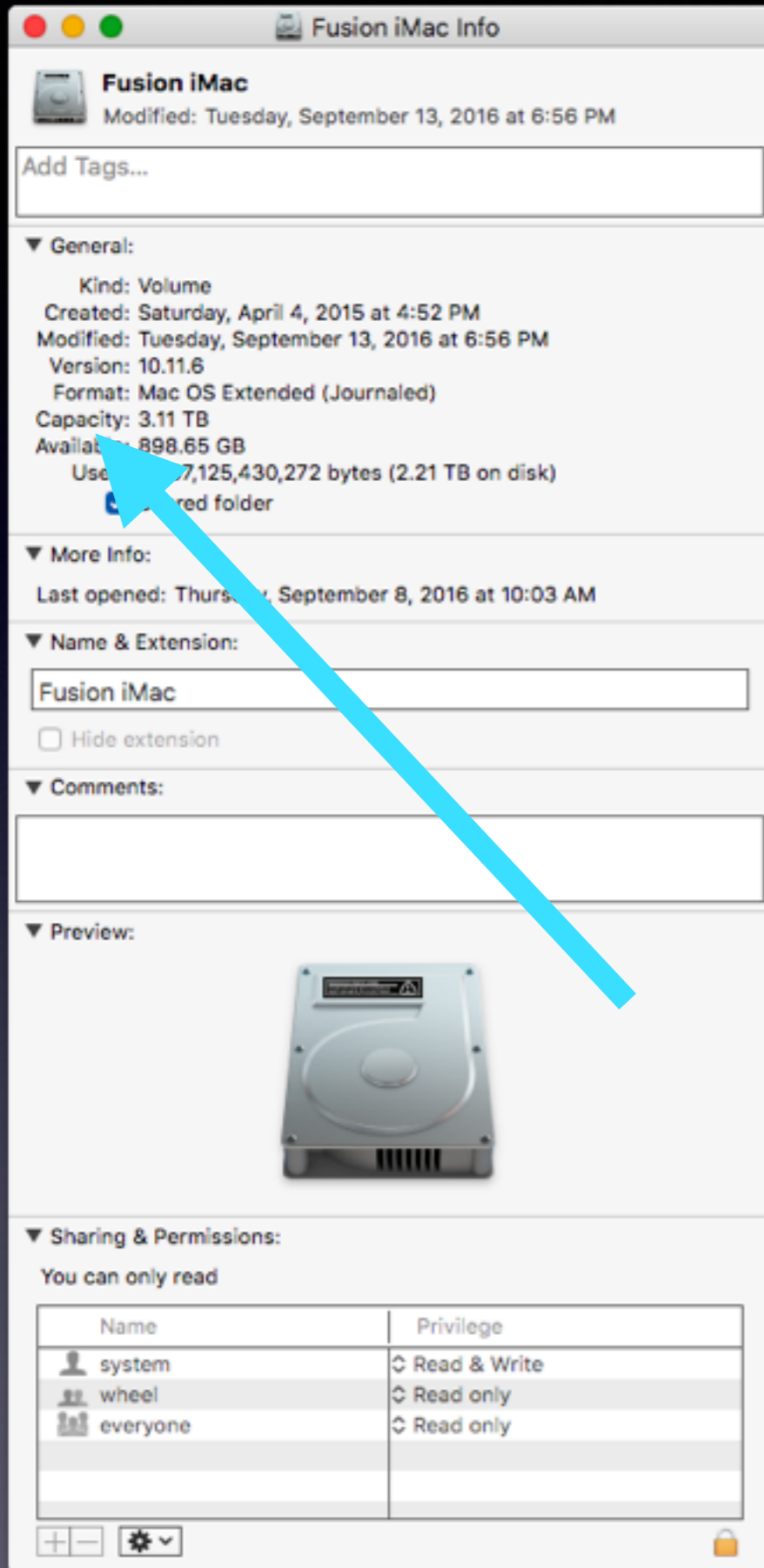
27" iMacs = you can add ram [memory]
21.5" iMacs = you cannot add ram [memory]

Is it a true statement to say that I am running out of memory?

Ram [or memory] does not = space!

Space Vs. Memory





Space
=
Capacity

Contact Info.

eMail is the best way to reach me!

Call me
anytime as long
as you do not
begin with, "I
know this is a dumb
question..."



 Mac Help

Tom Miller

tdmill@me.com 325-518-6662

**There are no stupid [or dumb] questions!
We learn by "asking!"**

**Serious problems with passwords and accts. Or how to use
your device...**

M a c C o m p u t e r

Basics

S e p t e m b e r 1 5 ,

2016

Abilene Public Library

Three Things Before Starting The Class!



1. Turn on “Do Not Disturb”
2. Do Not Rotate
3. Auto Lock ... four minutes?

Problem of Sitting in this class!

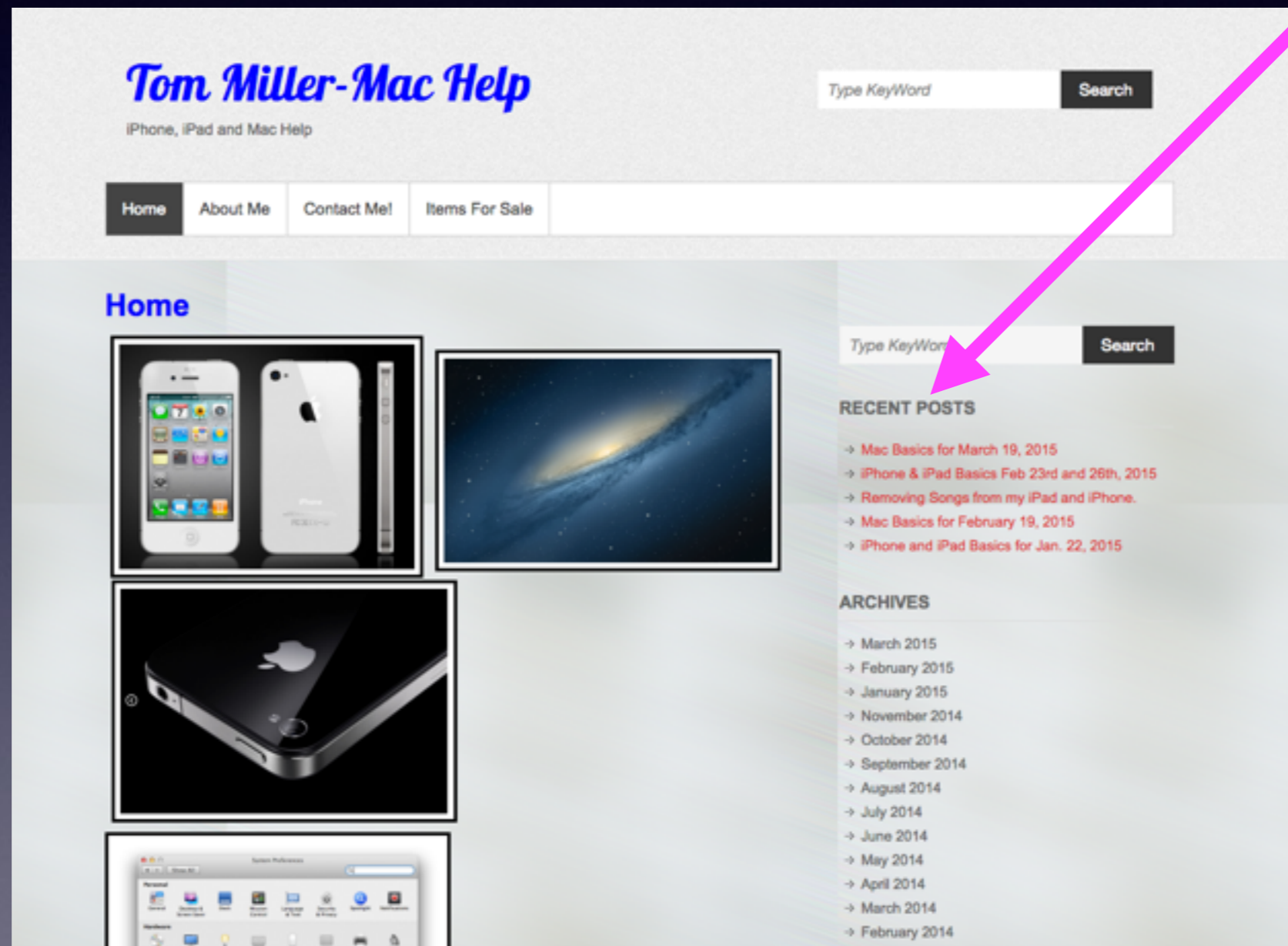
→ **Frustration: Too Much Info**

→ **Frustration: Not Enough Info**

Learning how to use this [or any] device will not be easy!

See All The Slides From Today's Presentation

tommillermachelp.com



The screenshot shows the homepage of the website "Tom Miller-Mac Help". The site has a clean, white layout with a blue header. The main content area is divided into a "Home" section on the left and a sidebar on the right. The "Home" section features four images: a white iPhone and iPad, a blue abstract background, a black iPhone, and a Mac OS desktop. The sidebar contains a search bar, a "RECENT POSTS" section with five links, and an "ARCHIVES" section with a list of months from February 2014 to March 2015. A pink arrow points from the top right of the image to the search bar in the sidebar.

Tom Miller-Mac Help
iPhone, iPad and Mac Help

Home About Me Contact Me Items For Sale

Home

Type Keyword Search

Type Keyword Search


RECENT POSTS

- [Mac Basics for March 19, 2015](#)
- [iPhone & iPad Basics Feb 23rd and 26th, 2015](#)
- [Removing Songs from my iPad and iPhone.](#)
- [Mac Basics for February 19, 2015](#)
- [iPhone and iPad Basics for Jan. 22, 2015](#)

ARCHIVES

- March 2015
- February 2015
- January 2015
- November 2014
- October 2014
- September 2014
- August 2014
- July 2014
- June 2014
- May 2014
- April 2014
- March 2014
- February 2014

What Would You Do If You Received This Email?

iTunes 

To: undisclosed-recipients: ;
Important Message.

Dear,

As a part of our safety plan, Please finished your details.
This is very important and private .

<http://icloud.com/upgrade>

The iCloud Team



Bad eMails

Tom Miller

To: Tom Miller

Fwd: Your Apple [tdmill@me.com] Update

Sent from my iPhone

Begin forwarded message:

From: "AppleInc." <nefo@applew.com>
Date: May 26, 2015 at 11:38:14 AM CDT
To: tdmill@me.com
Subject: Your Apple [tdmill@me.com] Update

Dear tdmill@me.com,

Your account will be disabled because of the concerns we have for the safety
To verify your information,
we recommend that you go to Info tdmill@me.com.

Regards,
Apple Support

Be Cautious!



Do not trust....

Do not give anyone access to your computer...

Do not answer telephone calls from numbers you don't recognize

Do not return calls to numbers you do not recognize.

Do not click on links!

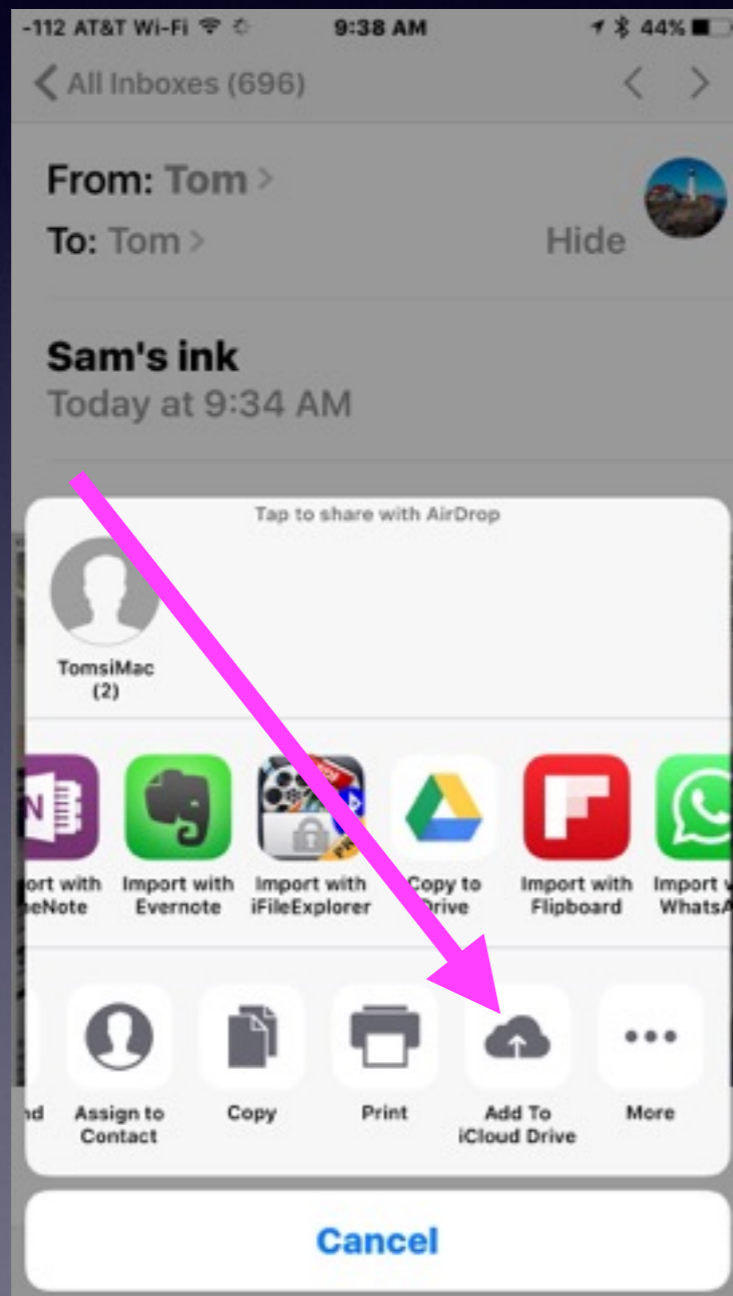
The IRS Won't Call You!

**Apple won't send an email asking
you to confirm or update!**

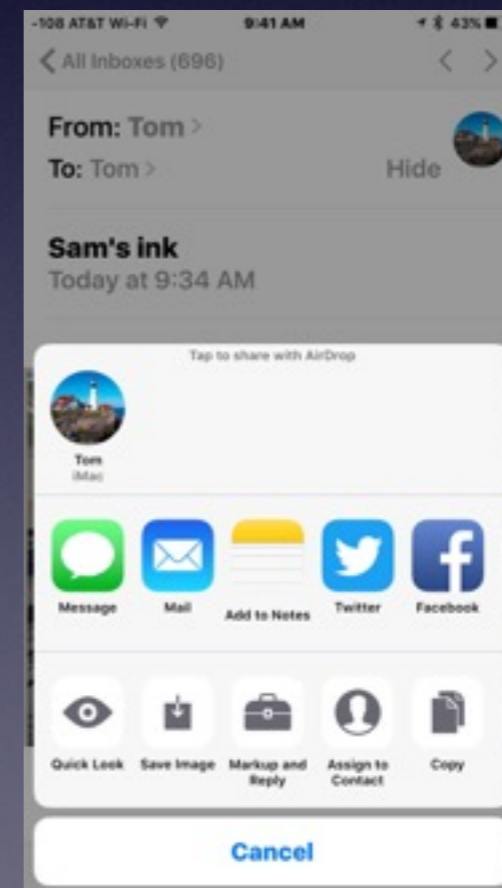
**The Government at Washington,
DC won't call saying you have a
problem with your computer.**

**No one will be giving you \$490
Million.**

Use iCloud Drive To Store Anything!



Move any image to the Notes app!



Move Pictures To Photos in iCloud

iCloud Photos Moments Albums Select Photos Upload Tom ?

Abilene - Westwood Richland Area, TX N 9th St - September 7, 2016

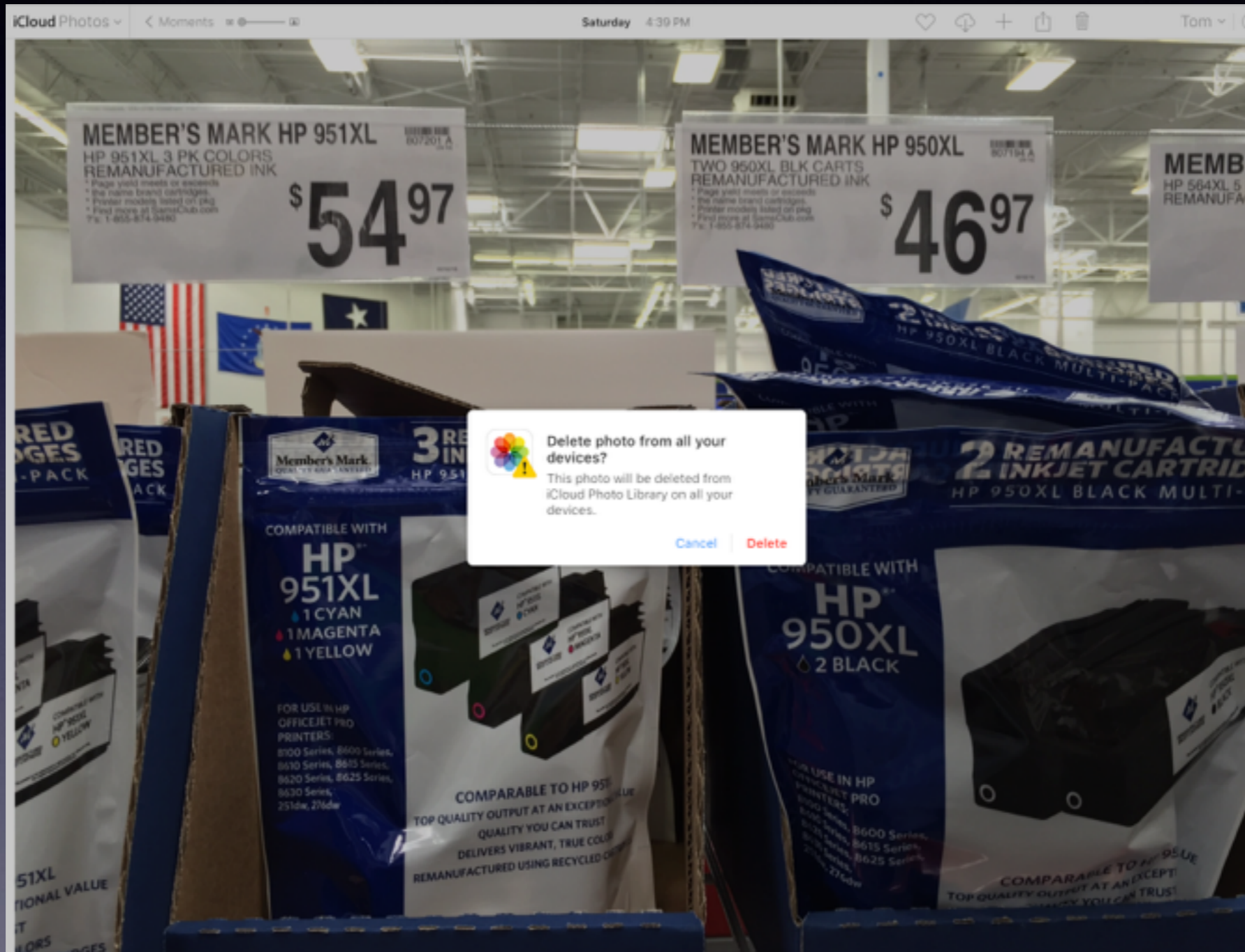
September 7, 2016

Abilene - Westwood Richland Area, TX N 9th St - September 8, 2016

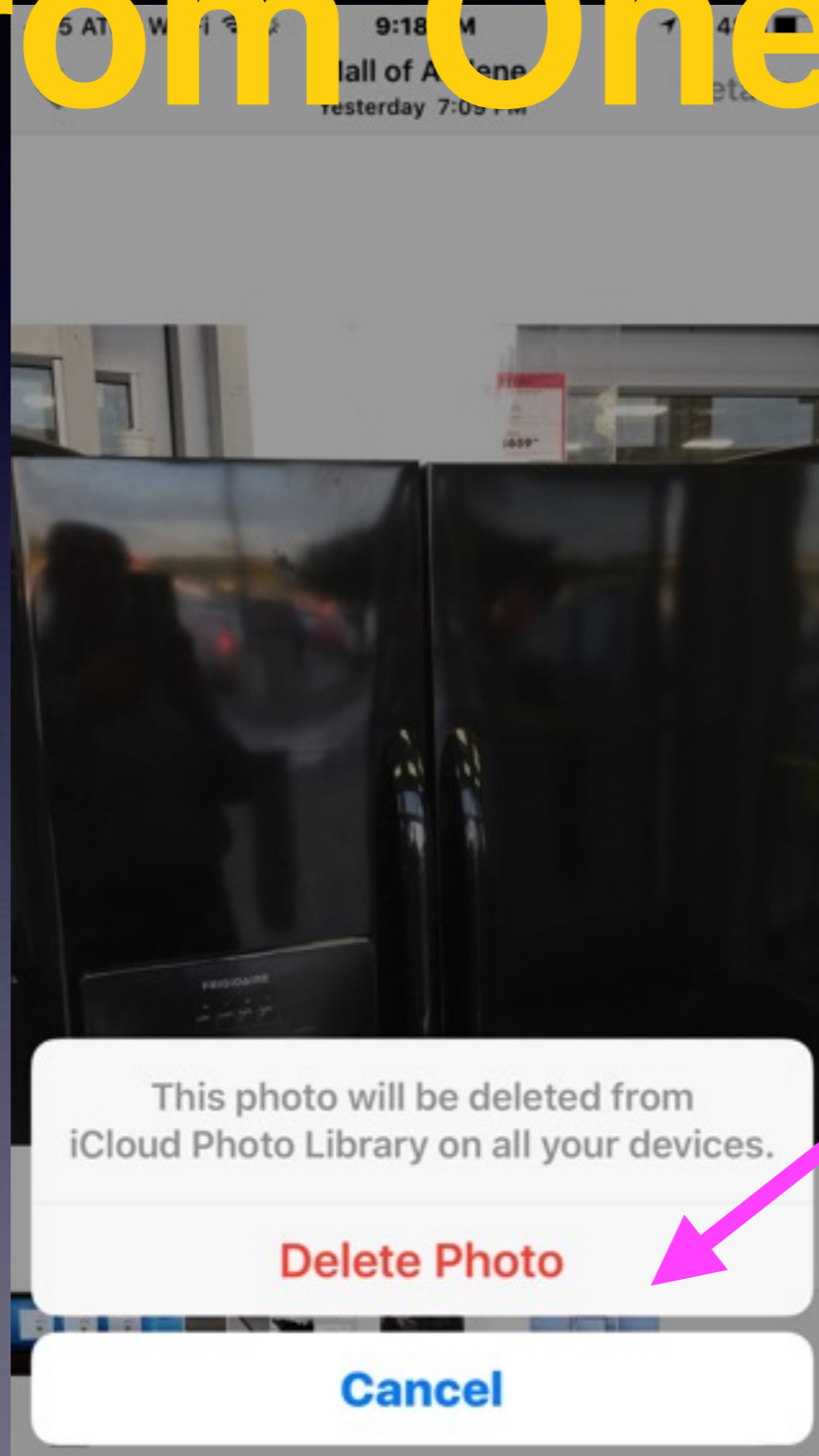
Once in iCloud they will appear on any device connected to iCloud.

Deleting A Photo On iCloud!

Will delete it from all your devices connected to iCloud.



Deleting a Photo From One Device!



My iPhone!

This photo will be deleted from
iCloud Photo Library on all your devices.

Delete Photo

Cancel

Change Passwords Regularly!

<http://www.forbes.com/sites/jayadkisson/2014/01/05/its-time-to-change-your-passwords-and-heres-how/#48b0d1fa60fd>

“Key loggers, phishing sites, viruses, ransomware and malware require that passwords be changed regularly!”

Can I Use The Same Password For Everything?

It is fundamentally no different from having a single key to your home, car, safe deposit box, mailbox, etc.

While certainly it is convenient, if somebody gets ahold of this one password, then they can use it to access all your websites.”

Must I Use a Passcode On My iPhone / iPad / Computer?

No. 2 = biggest lie!*

There is nothing on my

Can a Dossier be made?

***Read email, notes, look at pictures, address book &
FaceBook!**

No. 1 = I can remember that!
No. 3 = I have read and agree...!

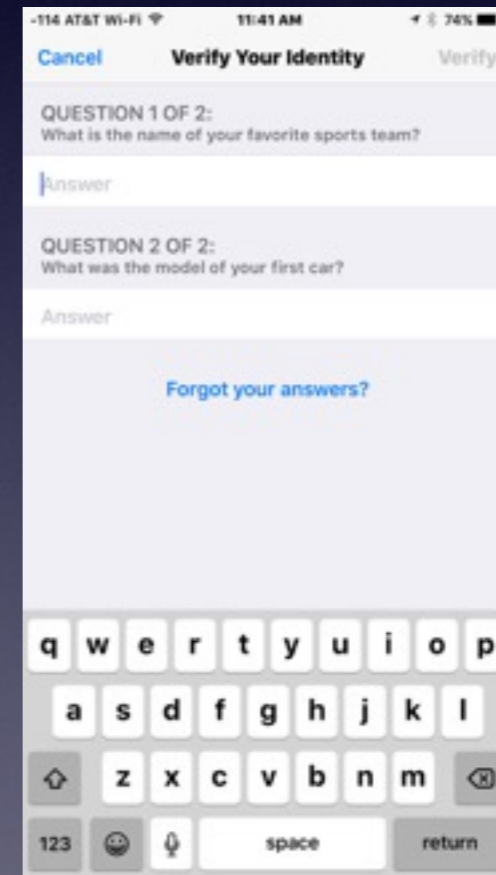
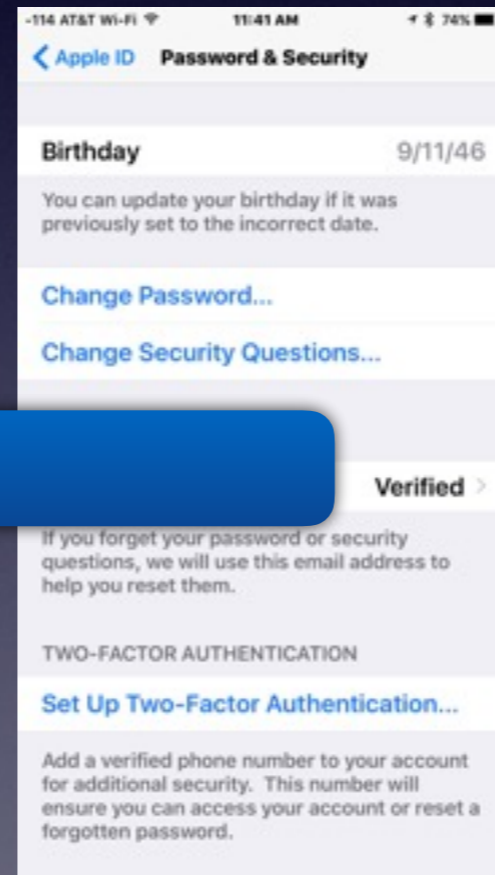
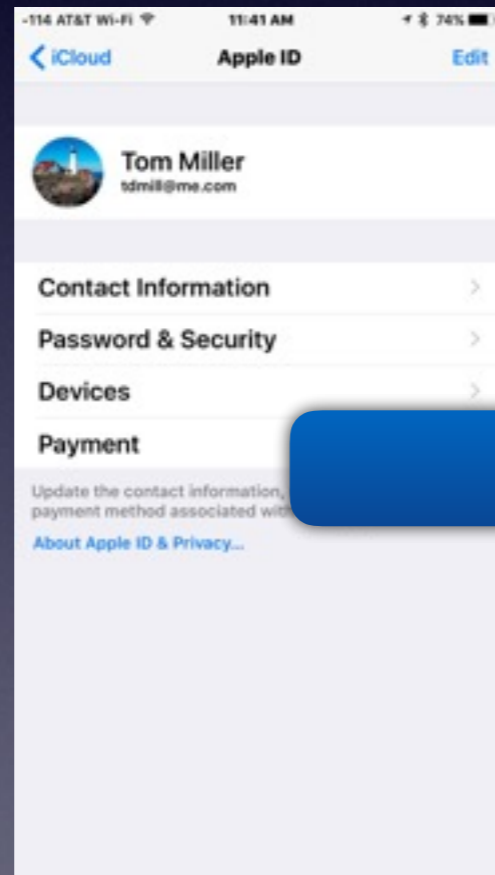
Whatever You Do...

Do Not...Do Not...

**Don't Create A File or
Folder Called**

“Passwords!”


Change Your Apple ID Password On iPhone or iPad!



Change Apple ID Password On Your Computer!

iCloud Settings ▼ Tom ▼ ?

iCloud.com

 **Tom Miller** Apple ID

Language English ▼ | Time Zone / Region Central Time / United States

Storage

You have 200 GB of iCloud storage.

Photos and Videos 132.61 GB Available

My Devices

**When you click on “Manage” it will
take you to the Apple ID link!**


Advanced

[Restore Files](#)
[Restore Contacts](#)
[Restore Calendars and Reminders](#)
[Restore Bookmarks](#)
Use these options if you need to recover data.

[Sign Out Of All Browsers](#)
Immediately sign out of all browsers currently signed in to iCloud.com.

[Manage Apps That Can Look You Up](#)
Allow people to look you up by your Apple ID in the apps you use. People who look you up will see your first and last name.

Apple ID Link



The image shows a screenshot of the Apple ID login page. At the top, there is a navigation bar with links for Mac, iPad, iPhone, Watch, TV, Music, Support, and a search icon. Below this is a secondary navigation bar with 'Apple ID' on the left and 'Sign In', 'Create Your Apple ID', and 'FAQ' on the right. The main content area features a large background image of people in a meeting. Overlaid on this is the 'Apple ID' login form, which includes a title 'Apple ID' and subtitle 'Manage your Apple account'. The form has two input fields: 'Apple ID' and 'Password', with a 'Remember me' checkbox below them. A 'Forgot Apple ID or password?' link is located below the password field. At the bottom of the page, there is a section titled 'Your account for everything Apple.' with a subtitle 'A single Apple ID and password gives you access to all Apple services.' and a link 'Learn more about Apple ID >'. Below this is a row of icons representing various Apple services: iCloud, App Store, Music, Books, Messages, FaceTime, and the Apple logo. At the very bottom, there is a link 'Create your Apple ID >'.

Apple ID

Manage your Apple account

Apple ID

Password

Remember me

[Forgot Apple ID or password?](#)

Your account for everything Apple.

A single Apple ID and password gives you access to all Apple services.

[Learn more about Apple ID >](#)

[Create your Apple ID >](#)

Is My Personal Info Safe On My iPhone / iPad?

Your passwords and important notes are safe in the Notes App.

Why?

The notes are locked behind a door which is locked with your iPhone / iPad passcode.

You can add a second lock!

Apple knows you will want a double amount of protection!

