



# Mac



# Basics



## Jan. 18, 2017

# Abilene Public Library

**Call me!**

**Text me!**

**Email me!**



 Mac Help

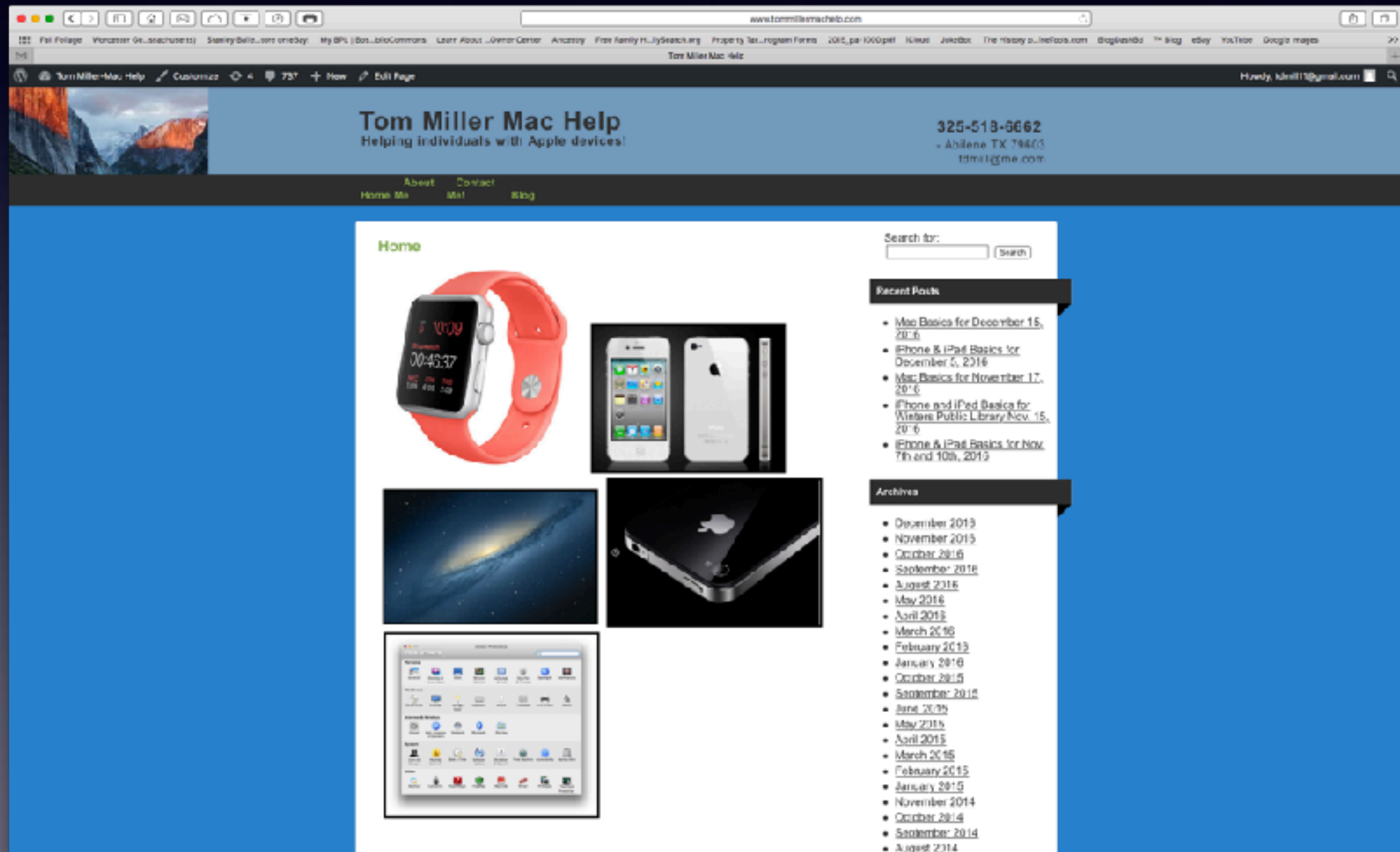
Tom Miller

tdmill@me.com 325-518-6662



[tommillermachelp.com](http://tommillermachelp.com)

It's not working!



# Seeing But Not Seeing!

**Go to the top left part of your screen. Do you see the Apple logo?**

eBilling  
Welcome, THOMAS  
January 18, 2017

Close

Invoice Summary

Welcome to the Invoice Summary section of eBilling. Here you can check your account balance, review a summary of your charges and link to more detailed transactions.

eBilling

> Invoice

Payment

Recent Activity

Quick Links

Configuration

Billing Support

Coverage Month: January 2017 Go ▶

Summary

Payment Due Date:

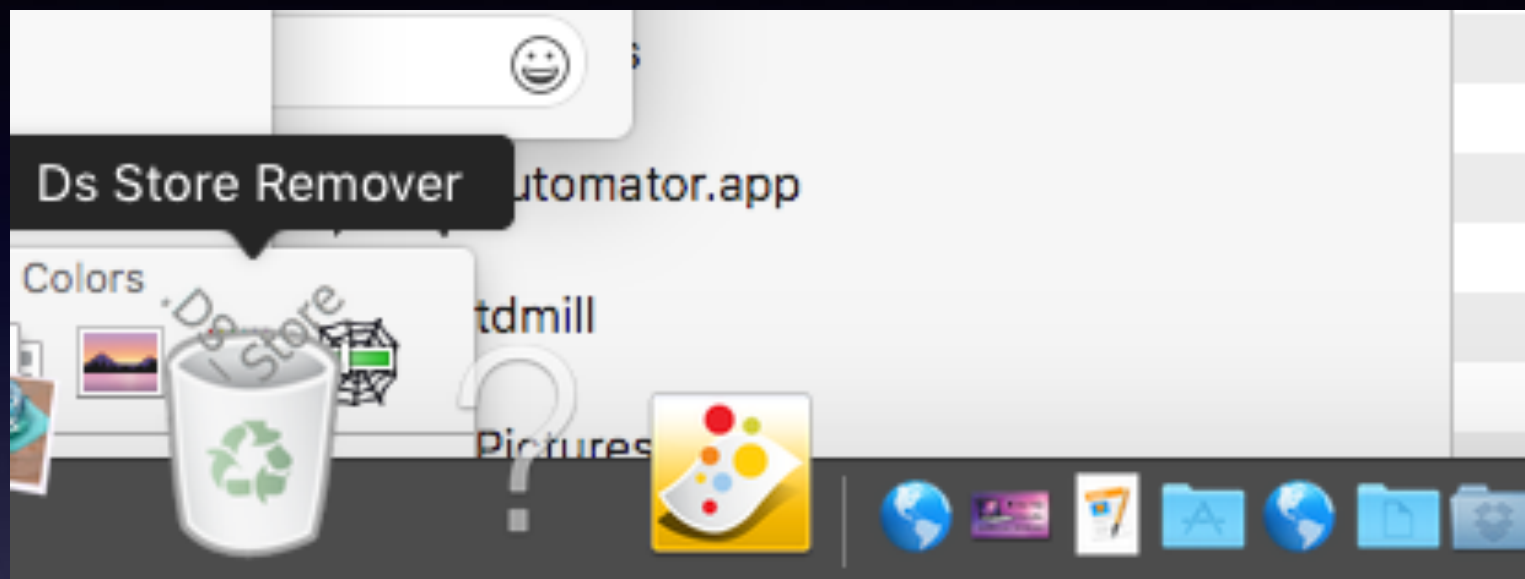
Amount Due from Last

Total Payments Received

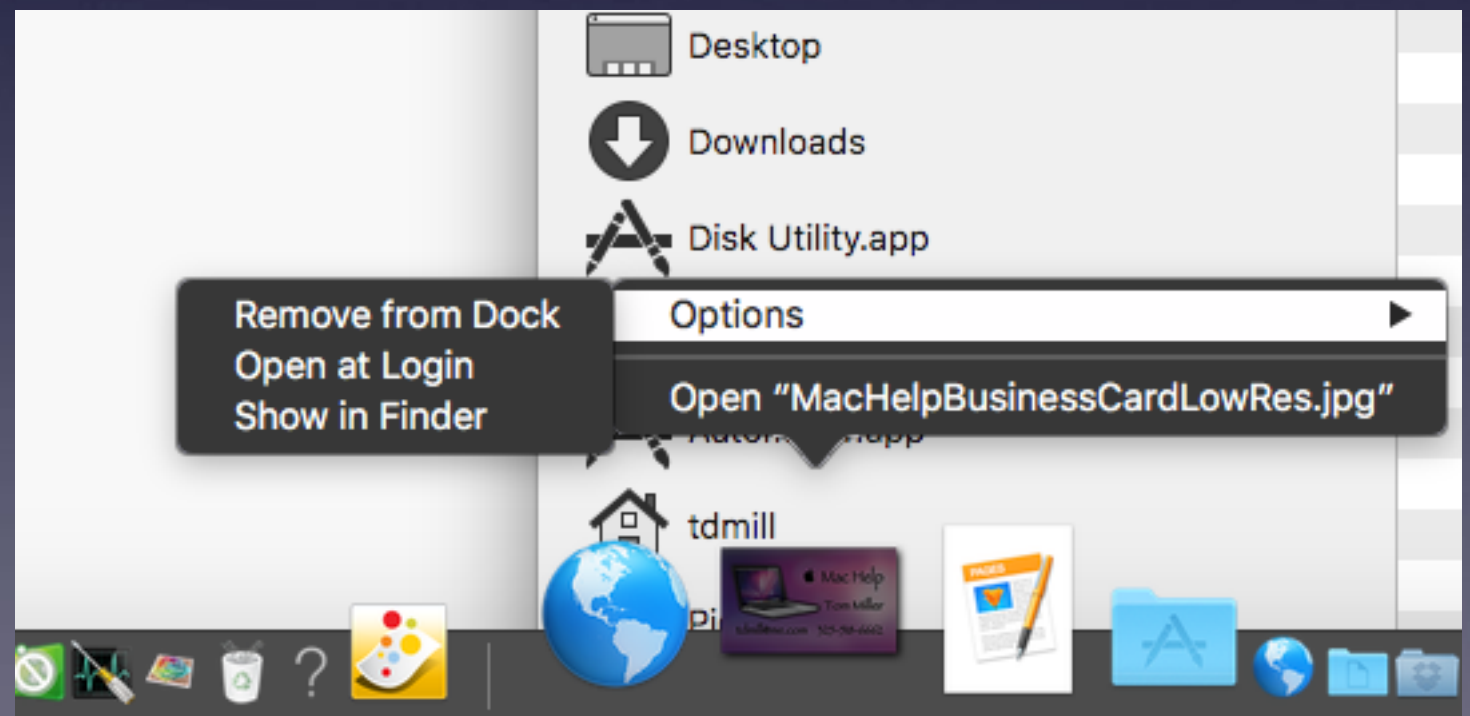
Member Balance Due As of Today:

\$0.00

# Adding Something Special to the Dock!



Notice the separating line!



# Clean Your Contacts

No Name, Correct identity, Use Custom Name.

AT&T Wireless  
Customer Service  
☐ Company

Info Picture

work (800) 331-0500

- ✓ mobile
- iPhone
- home
- work
- main
- home fax
- work fax
- other fax
- pager
- other
- Custom...

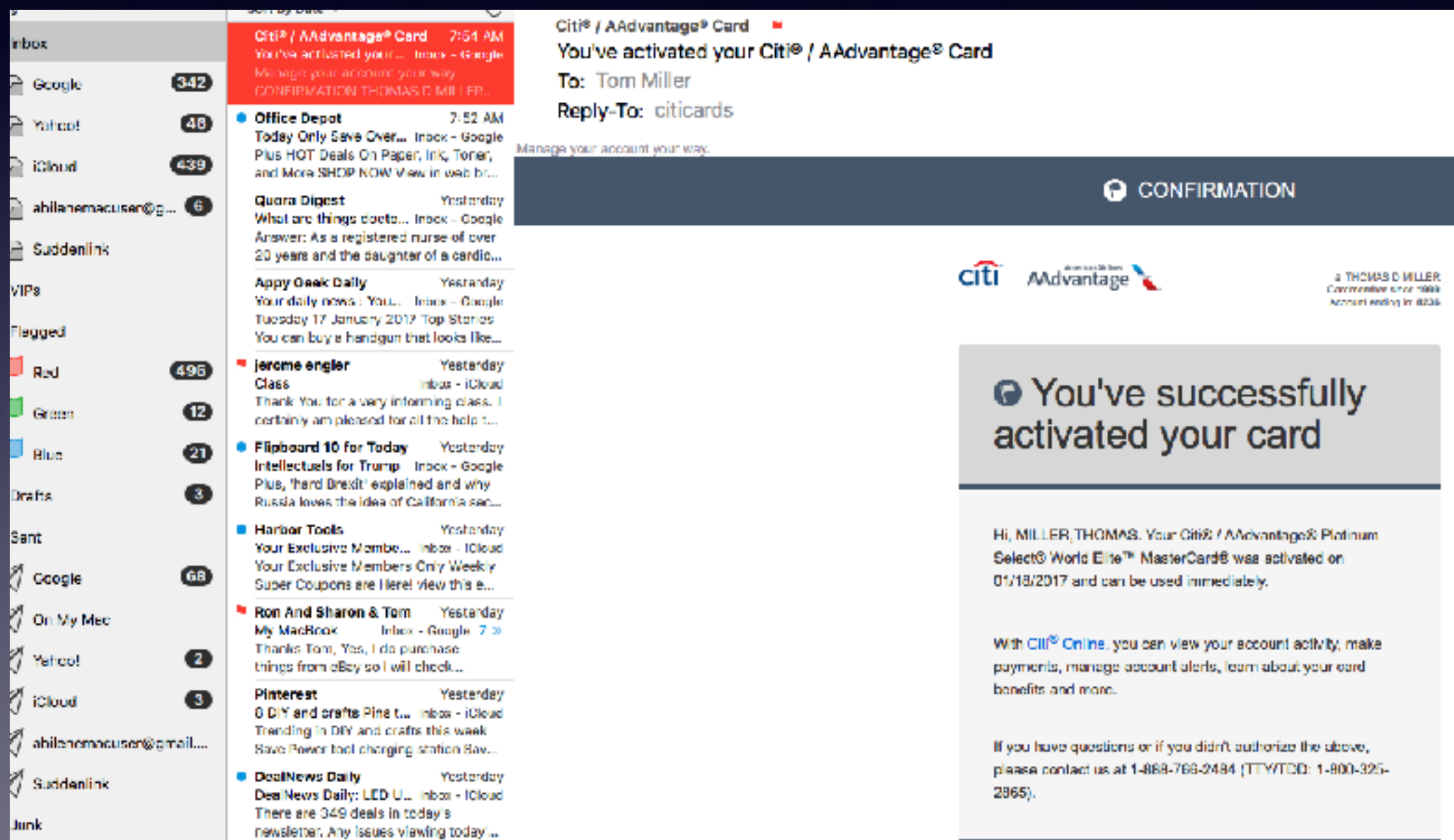
home User Name AIM

home Street  
City State ZIP  
Country

note

# Take Screen Shots And Save them.

Save an email as a picture or PDF  
Then save to iBooks or Photos or Notes.  
Rename screen shot for identification purposes.





# Save Critical Info To Your iPhone!

Photograph your important info: Credit Card.  
Move it to Albums and Notes.

**Photograph the item.**

**Find item in Photos; on iPhone or Computer.**

**Select item and then Share.**

**Share to Notes and choose the Note.**

**Move to Album; drop and drag on computer.**

# Everyone Wants A Fast Booting Computer!

**MacSoftware**  
Sponsored · 

 Like Page 

"2/3 of our customers complain about slow booting or frequent freezes. They want their Macs to work faster. It's as easy as counting to five!" – says Lana, our Apple Certified Professional.




**So. Yeah! Just a Few Clicks Can Change the Way Your Mac Works**


#1: Remove caches and junk files

MACKEEPER.COM [Learn More](#)

# Everyone Wants A Fast Booting Computer! Cont.


**MacKeeper**  
Human inside


3 easy steps to optimize your Mac!



Download process usually takes up to **20 seconds**

Downloads: **35,160,902**

  
**#1**  
System Utility for  
MAC  
in the World \*


**DOWNLOAD NOW** 


[Click here to download MacKeeper](#)


**Step 1:** Click ["Download now"](#)

**Step 2:** Click **"Run"** or **"Save"**

**Step 3:** Clean your Mac

 Download MacKeeper

 Scan your Mac for problems

 Remove detected items in one click

# MacKeeper Reviews

<https://discussions.apple.com/docs/DOC-3036>



Klaus1 Somerset, UK

Level 8

## Do not install MacKeeper

91764 Views | Last Modified: Dec 2, 2015

**An app that can install itself!**

Many users will see references to an application called MacKeeper on various web sites and via pop-ups on their browser. Not only is it expensive for what it purports to do (freeware applications that do the same or more are readily available), it can sometimes install itself without the user realising it, and it can be very tricky to get rid of. The only utility you must run on a system is a **backup utility**, and only backed up systems should be troubleshooted with system management utilities, as you may have a hardware problem causing the other system issues, and the only way to isolate hardware or software issues is on a backed up system. Otherwise you may completely make your data inaccessible by accident.

**MacKeeper has been described by various sources as highly invasive malware\* that can de-stabilize your operating system, adding that it is unethically marketed, with a history of making false advertising claims, by a company called Zeobit, and a rip-off.**

*(Please note that references to the original developers, Zeobit, also now refer to Kramtech Alliance Corp, who acquired MacKeeper and PCKeeper from ZeoBit LLC in early 2013.)*

Most positive reviews of it have been found to have been paid for by Zeobit (developers of MacKeeper) in the form of 'free upgrades' etc. One such opinion is:

<http://themacschool.blogspot.co.uk/2012/09/mackeeper-is-scam.html>

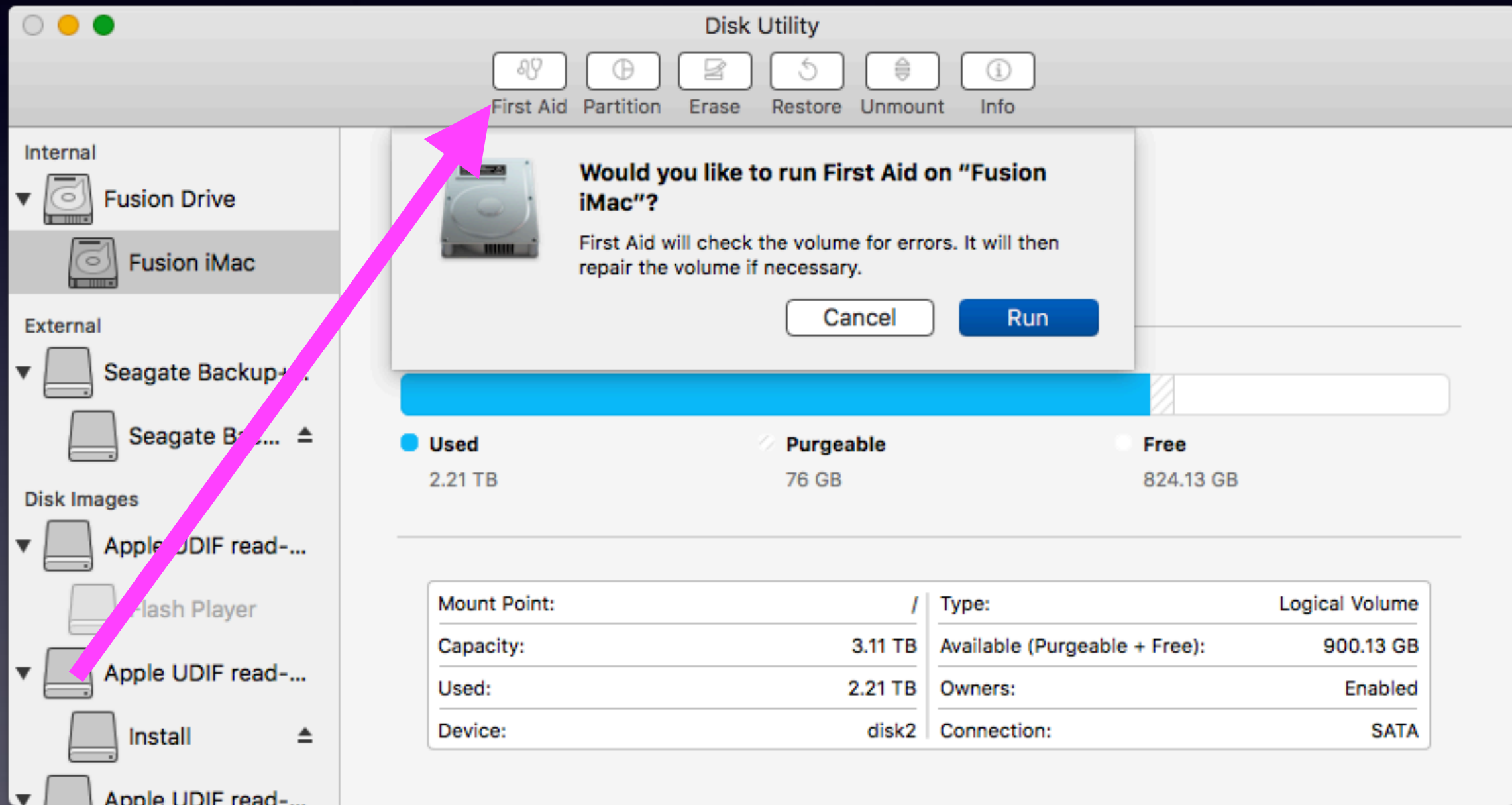
For more about 'astruturfing' (writing phoney product reviews for money) see here:

<http://en.wikipedia.org/wiki/Astroturfing>

and <http://www.bbc.co.uk/news/technology-24299742>

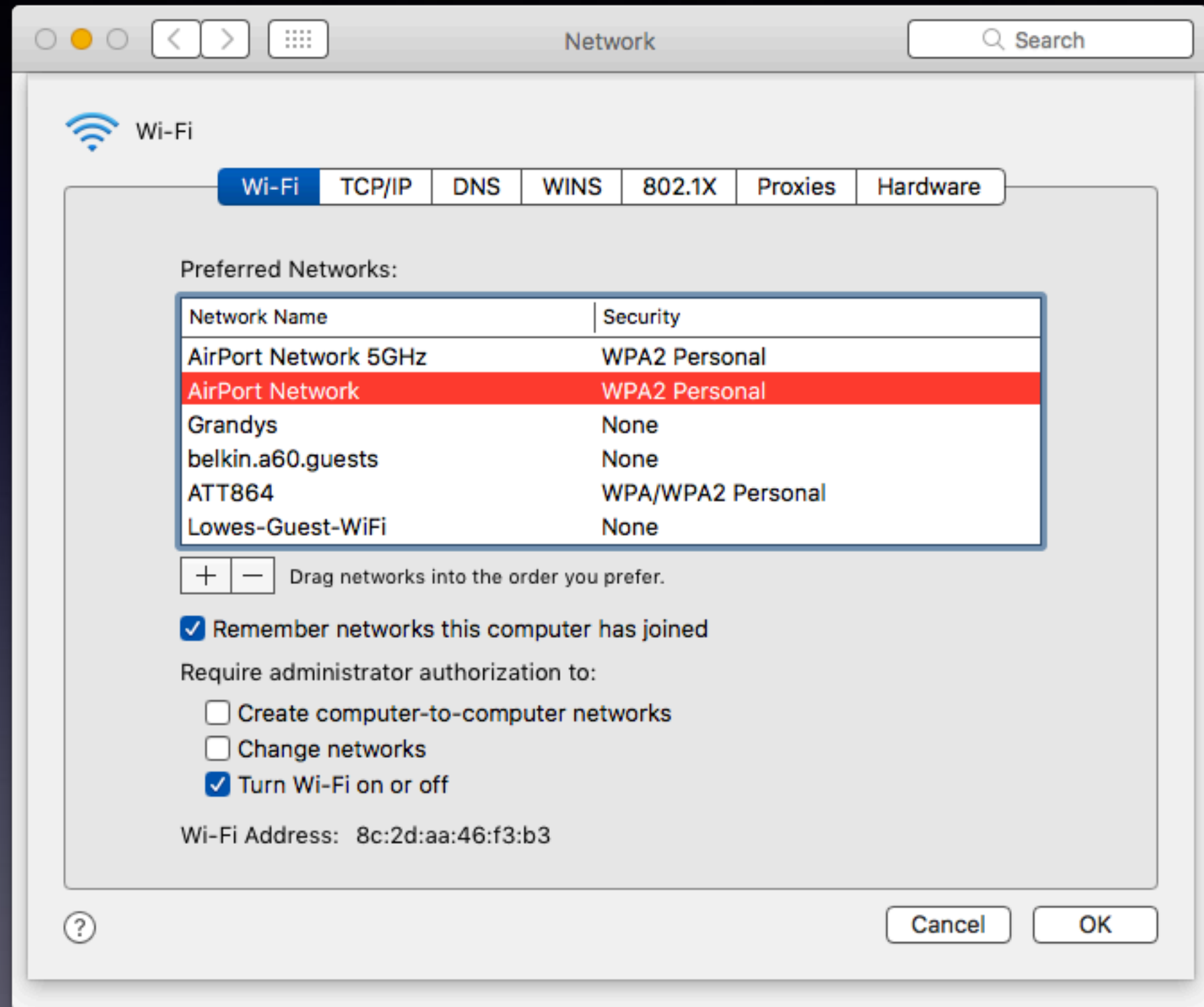


# What Is The Best Utility for Making Your Computer Run Fast (& well)?

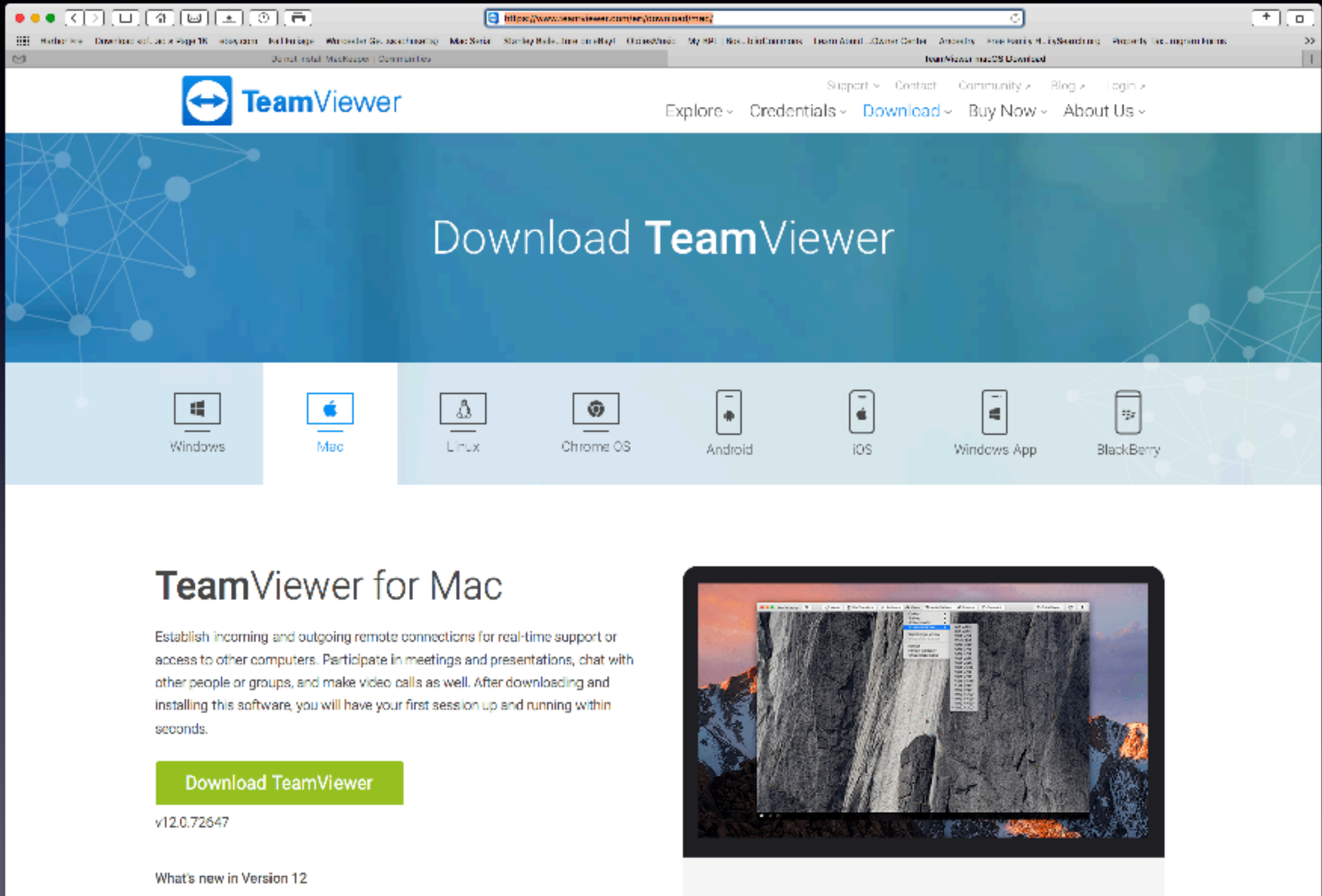


# Move Your Network to the Top!

**Also,  
Make sure  
you  
remember  
Networks.  
Passwords  
&  
Network  
names are  
remembered.**



# TeamViewer Download.



The screenshot shows the TeamViewer website's download page. The browser's address bar displays <https://www.teamviewer.com/en/download/mac>. The navigation bar includes links for Support, Contact, Community, Blog, and Login. The main heading is "Download TeamViewer". Below this, there are icons for various operating systems: Windows, Mac (highlighted), Linux, Chrome OS, Android, iOS, Windows App, and BlackBerry. The "TeamViewer for Mac" section describes the software's capabilities: "Establish incoming and outgoing remote connections for real-time support or access to other computers. Participate in meetings and presentations, chat with other people or groups, and make video calls as well. After downloading and installing this software, you will have your first session up and running within seconds." A green button labeled "Download TeamViewer" is present, followed by the version number "v12.0.72647" and a link to "What's new in Version 12". On the right, a preview image shows a remote desktop session of a Mac desktop with a mountain wallpaper and a file menu open.

**TeamViewer**

Support ▾ Contact Community ▾ Blog ▾ Login ▾

Explore ▾ Credentials ▾ **Download ▾** Buy Now ▾ About Us ▾

## Download TeamViewer

Windows Mac Linux Chrome OS Android iOS Windows App BlackBerry

### TeamViewer for Mac

Establish incoming and outgoing remote connections for real-time support or access to other computers. Participate in meetings and presentations, chat with other people or groups, and make video calls as well. After downloading and installing this software, you will have your first session up and running within seconds.

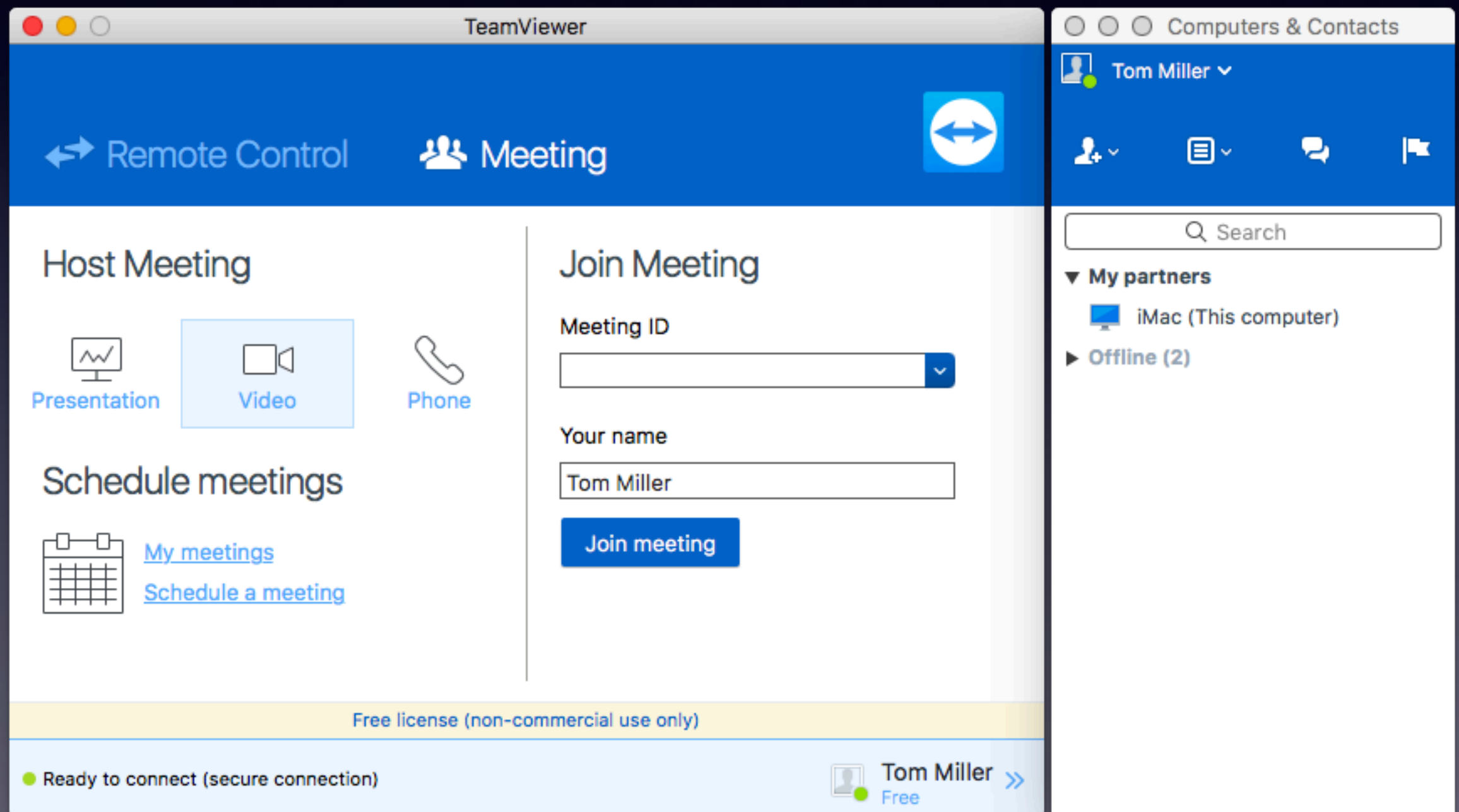
[Download TeamViewer](#)

v12.0.72647

[What's new in Version 12](#)

# TeamViewer

<https://www.teamviewer.com/en/download/mac/>

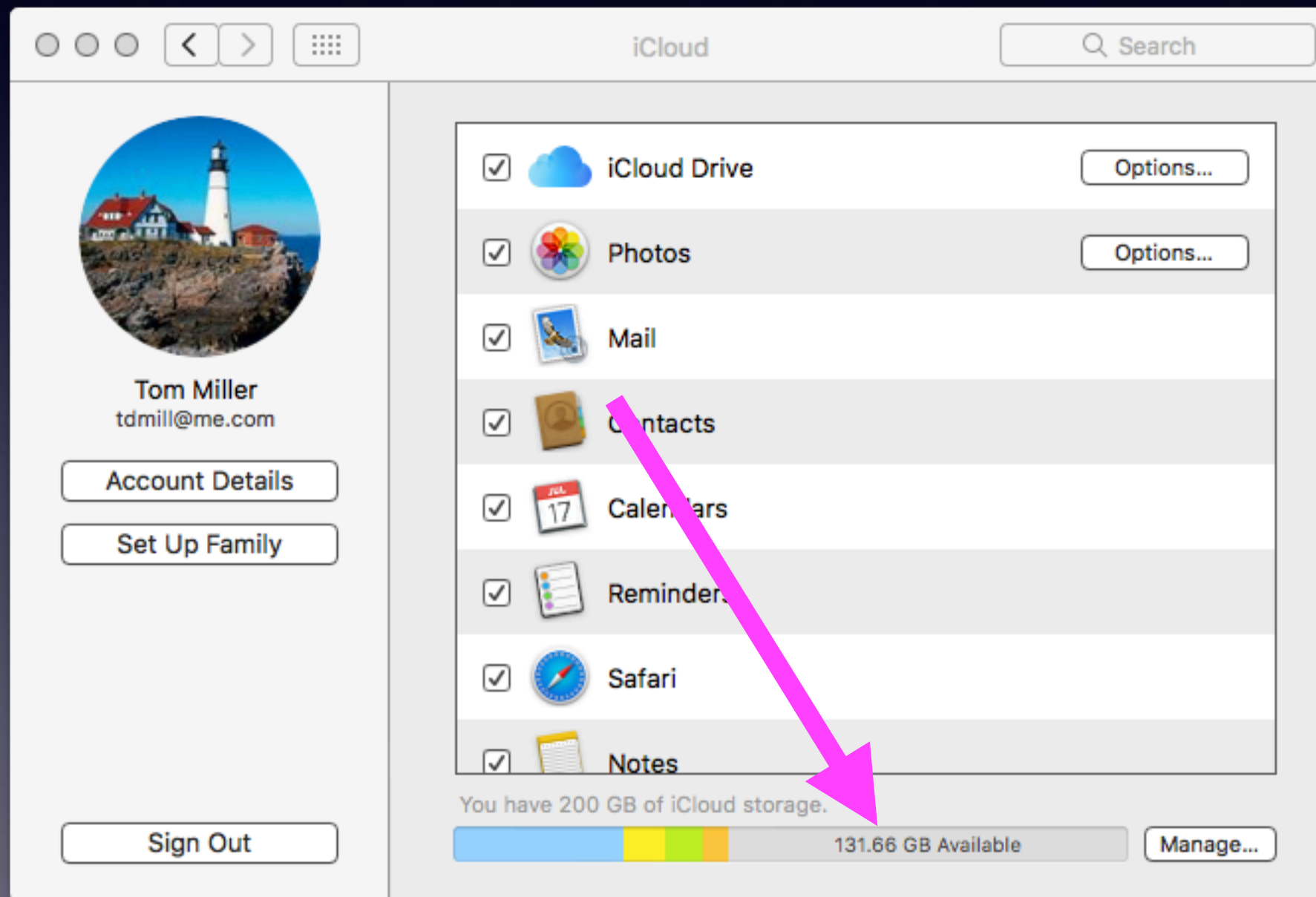




iCloud  
is  
not  
Cloud

**“Cloud services” is not the same as iCloud services!**

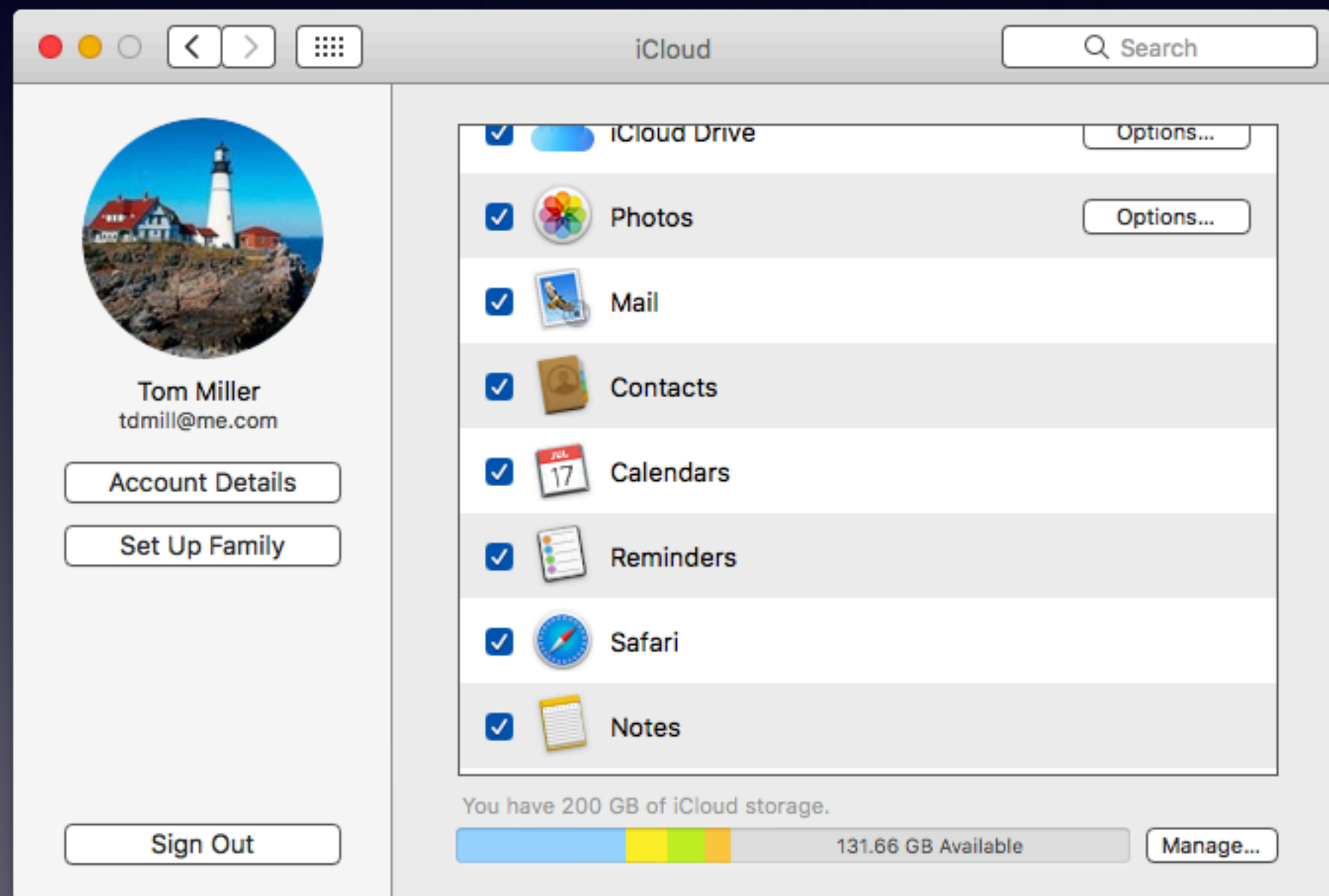
# iCloud Drive vs. iCloud



# Sharing Your iCloud Storage Space!

You actually share your iCloud storage space among iPad, iPhone, and Mac.

Found  
in  
System  
Preferences

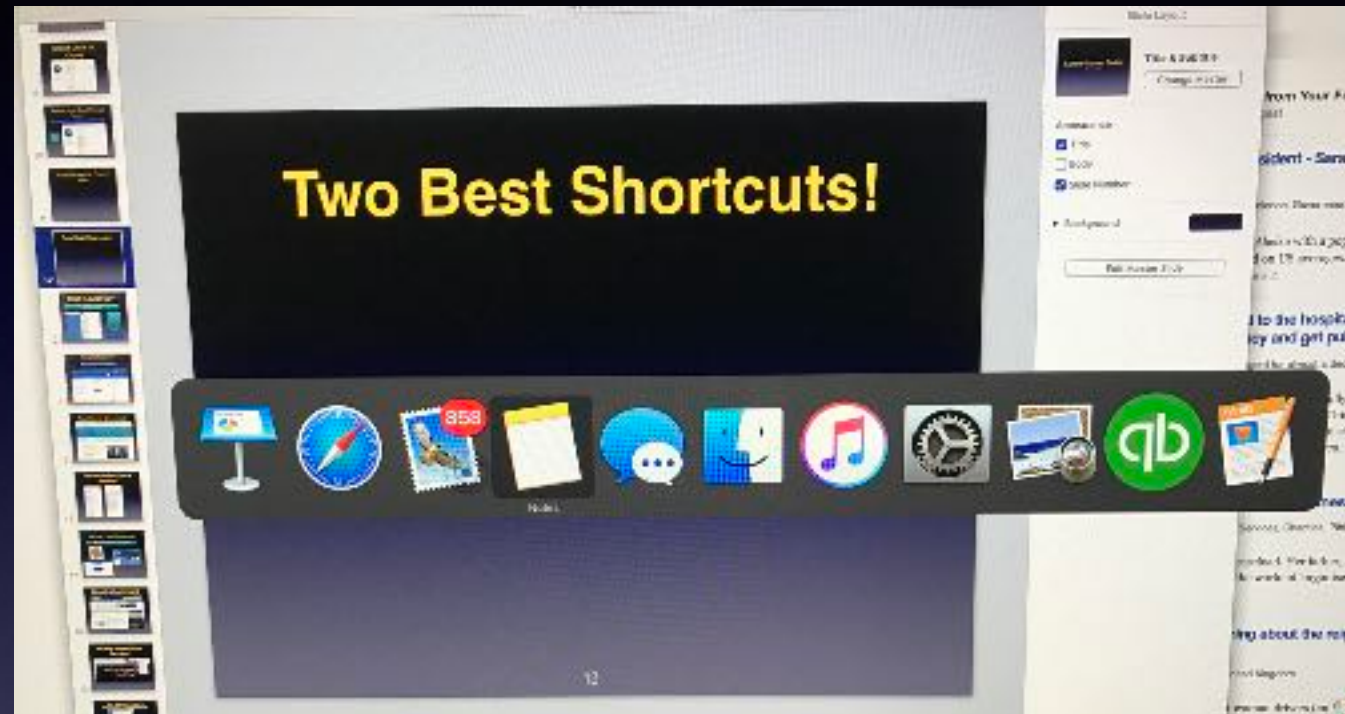


# iCloud Storage on iPhone / iPad

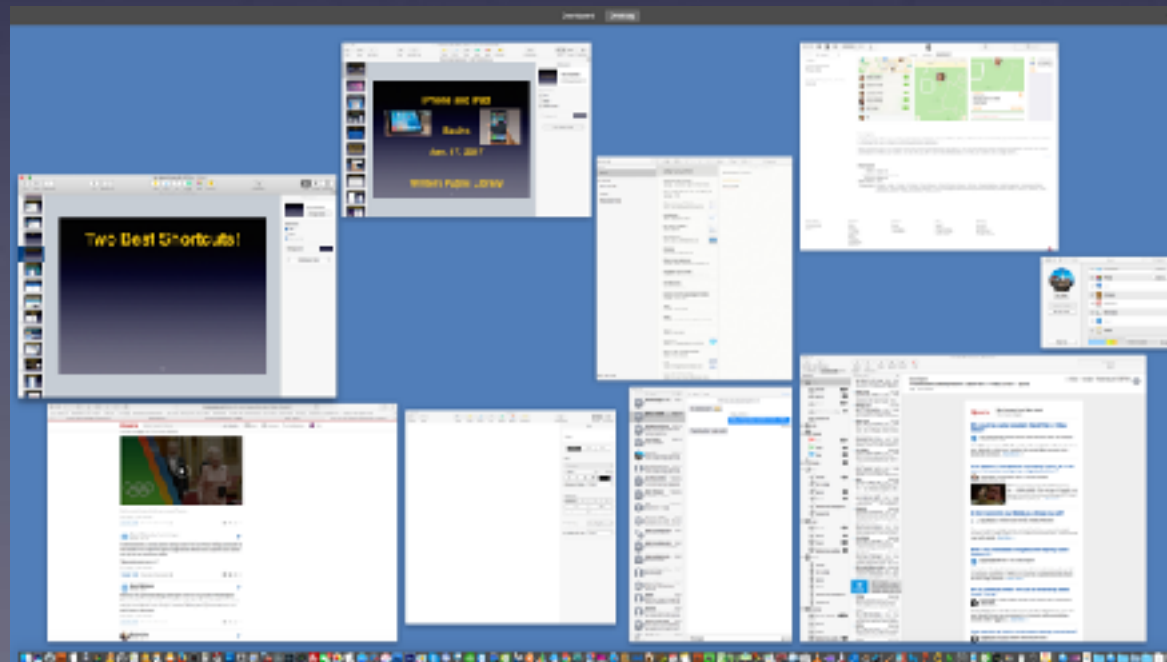




# Two Best Shortcuts!



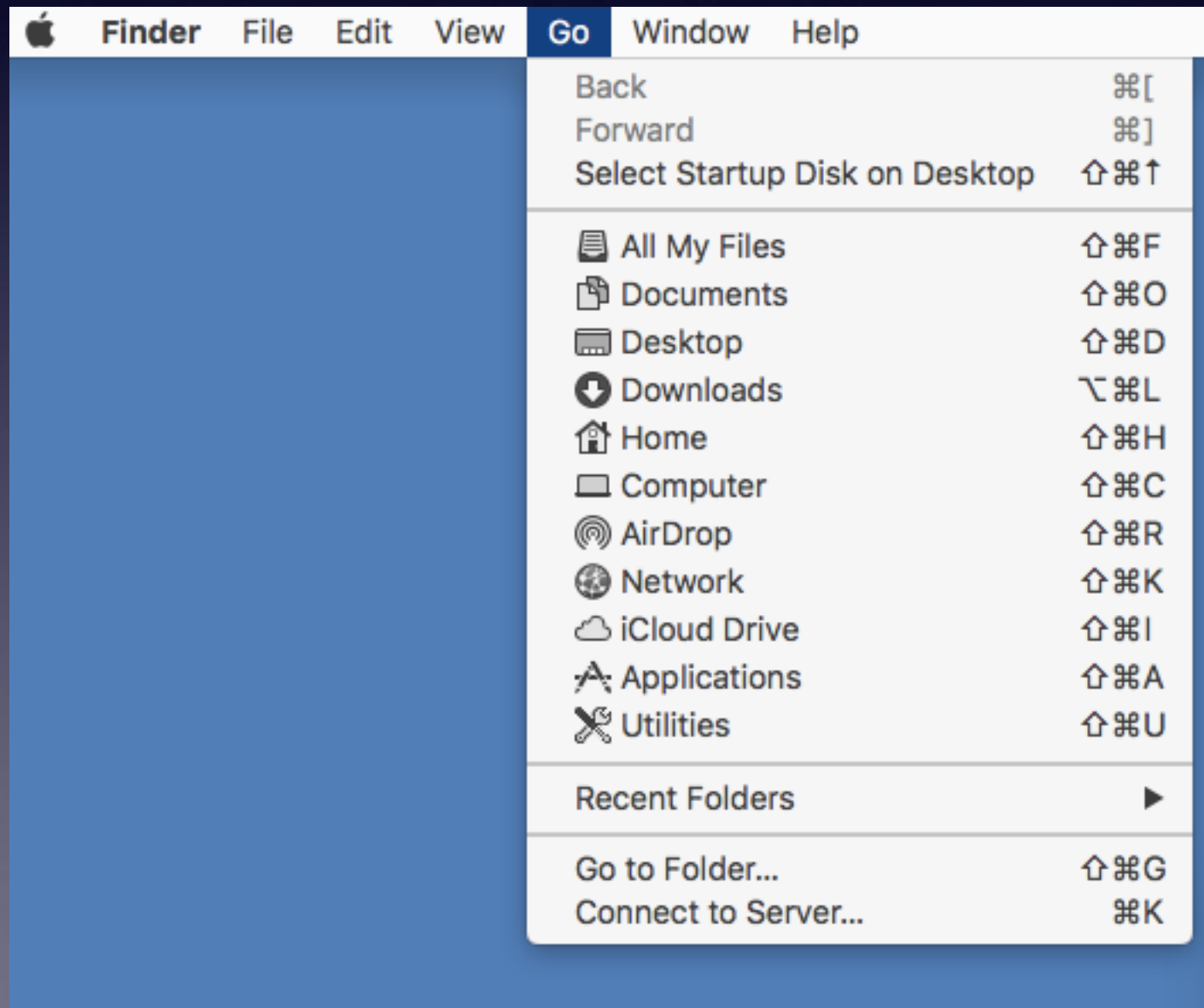
**Cmd + Tab.**  
You can toggle  
and place your  
mouse over  
any App.



**F3 on your  
Keyboard.**

# What Is AirDrop?

Way of quickly transferring data from one iCloud device to another!



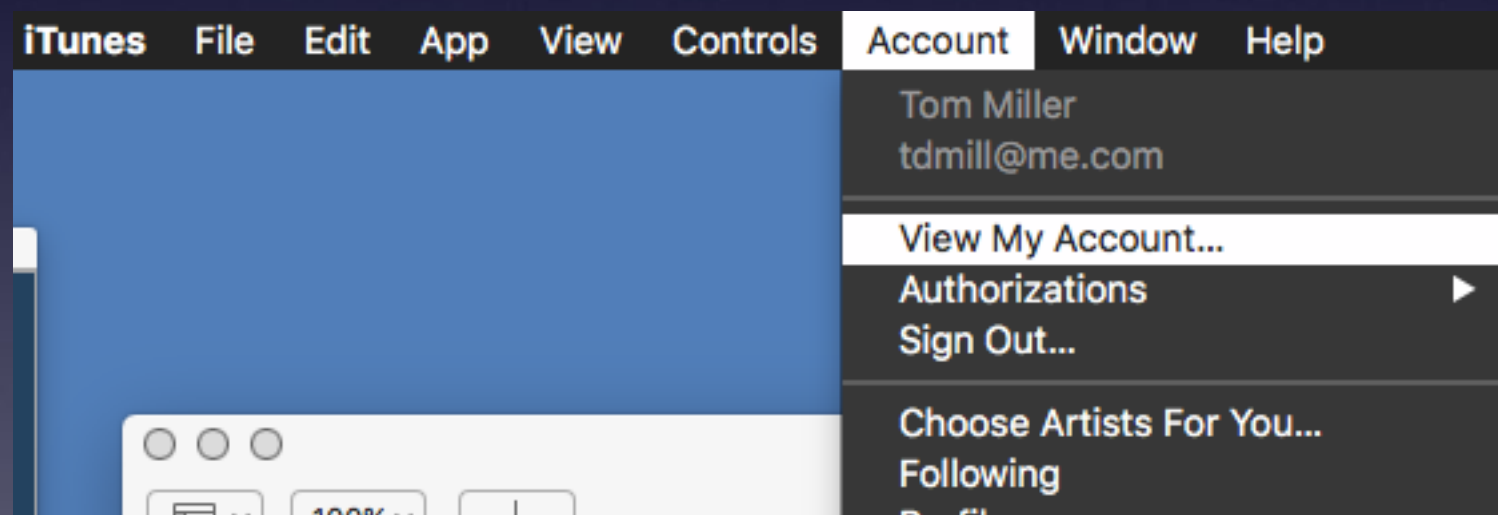
**AirDrop shares  
files of  
large size.  
Email limits  
the size of data  
transfer.**

Devices must  
be in close proximity!  
Bluetooth and WiFi

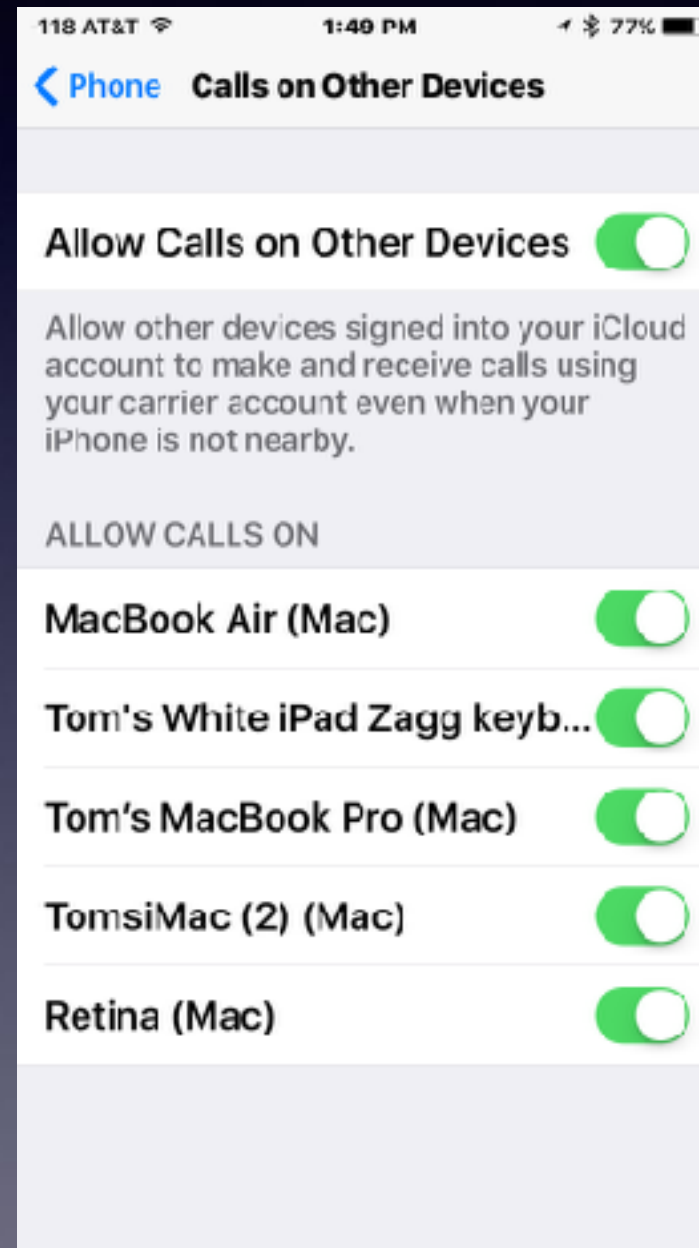
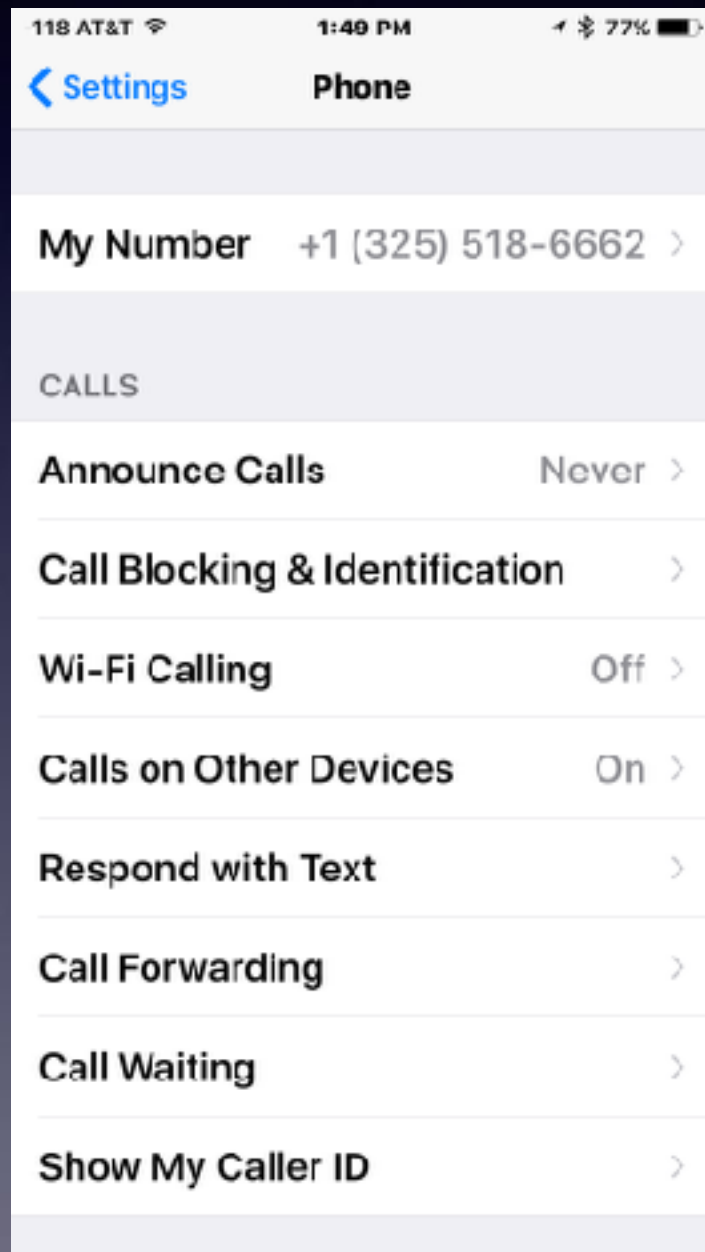
# See Your Registered Products

**Three Ways:**  
iCloud.com Devices and Web site and iTunes.

<https://getsupport.apple.com>



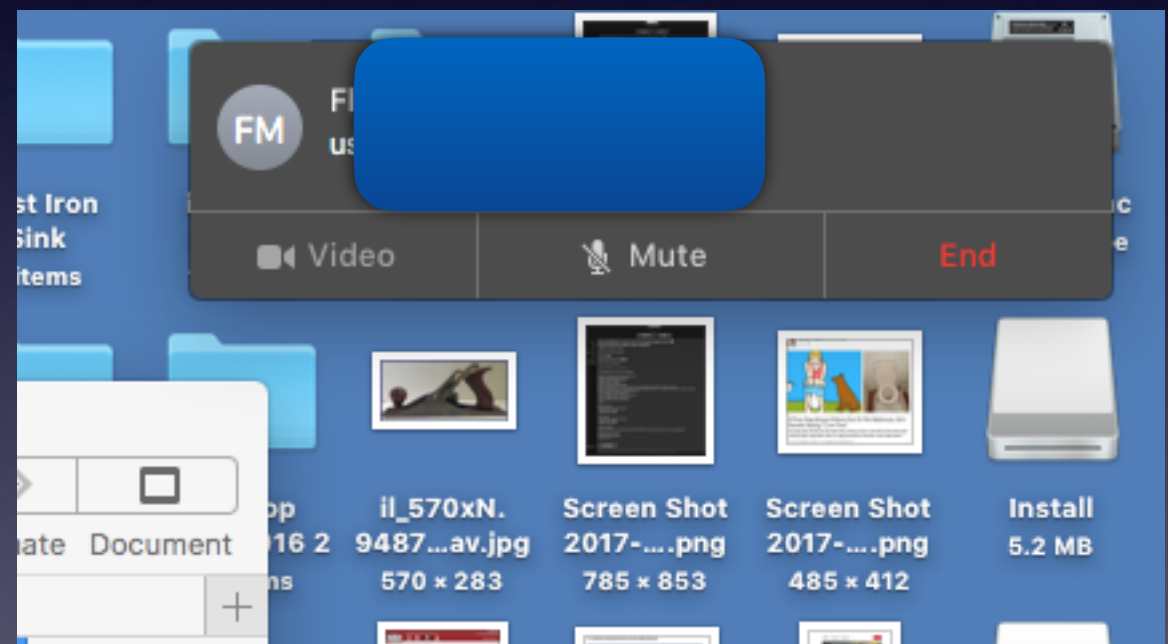
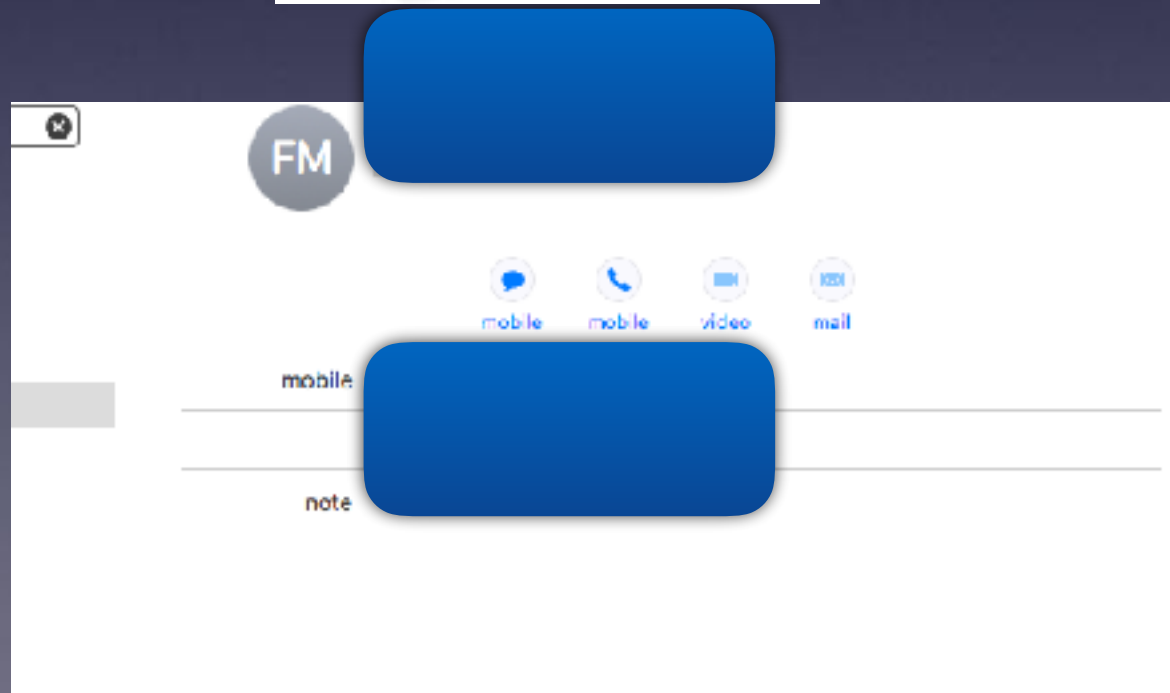
# Communication From a Desktop or Laptop!





# Calling From Computer!

## Workflow and integration!



# Gmail Attachment

Yahoo, Gmail, Hotmail, Aol Mail, Suddenlink  
All have different specifications on how large a  
file can be sent!

The screenshot shows the eWEEK website with a blue header. The main navigation bar includes links for MOBILE, CLOUD, SECURITY, STORAGE, ENTERPRISE APPS, and INNOVATION. Below this is a secondary navigation bar with links for Android, Apple, IT Management, Networking, More, Slide Shows, Video, Blogs, Research Center, and Sponsored Content. A search bar is located in the top right corner. The main content area features a large article titled "Google Gmail Users Now Can Easily Send 10GB Attachments via Drive" by Todd H. Weiss, dated Nov. 28, 2012. The article text states: "Gmail users can now send much larger file attachments—up to 10GB—and they can now be attached using Google Drive without leaving your Gmail account. Google has upgraded its Gmail services by enabling users to send much larger file attachments—as big as 10GB—directly through its Google Drive cloud storage service, without having to leave their Gmail accounts. The changes mean that sending files is now more seamless and flexible using Gmail, without having to toggle between Drive and Gmail." To the right of the article is a sidebar with a "Subscribe to eWEEK Editor's Pick" section and a "Click for more newsletters" button. At the bottom right, there is an advertisement for "Introducing Cisco HyperFlex Systems".

**eWEEK**

Google Gmail Users Now Can Easily Send 10GB Attachments via Drive

By Todd H. Weiss | Posted 2012-11-28

**Nov. 28, 2012**

EVERY DAY IN  
**GOOGLE DRIVE...**

Gmail users can now send much larger file attachments—up to 10GB—and they can now be attached using Google Drive without leaving your Gmail account.

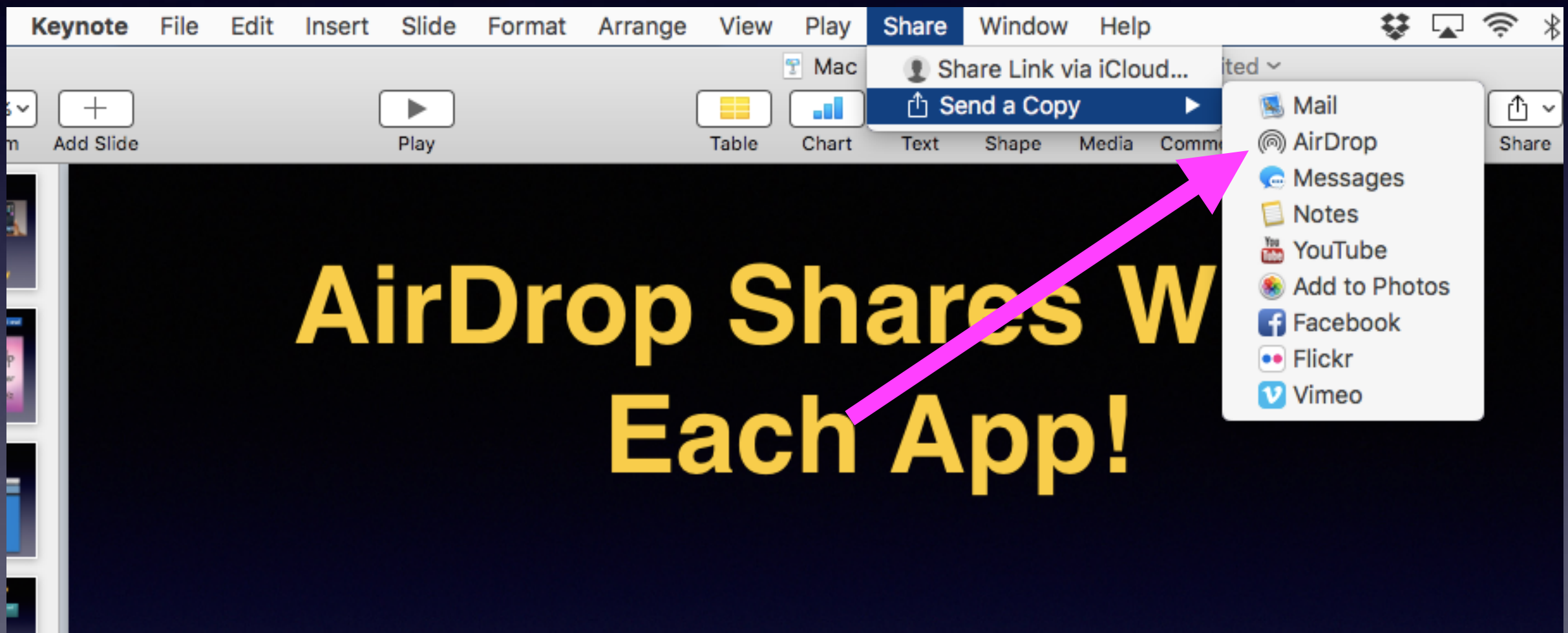
Google has upgraded its Gmail services by enabling users to send much larger file attachments—as big as 10GB—directly through its Google Drive cloud storage service, without having to leave their Gmail accounts.

The changes mean that sending files is now more seamless and flexible using Gmail, without having to toggle between Drive and Gmail.

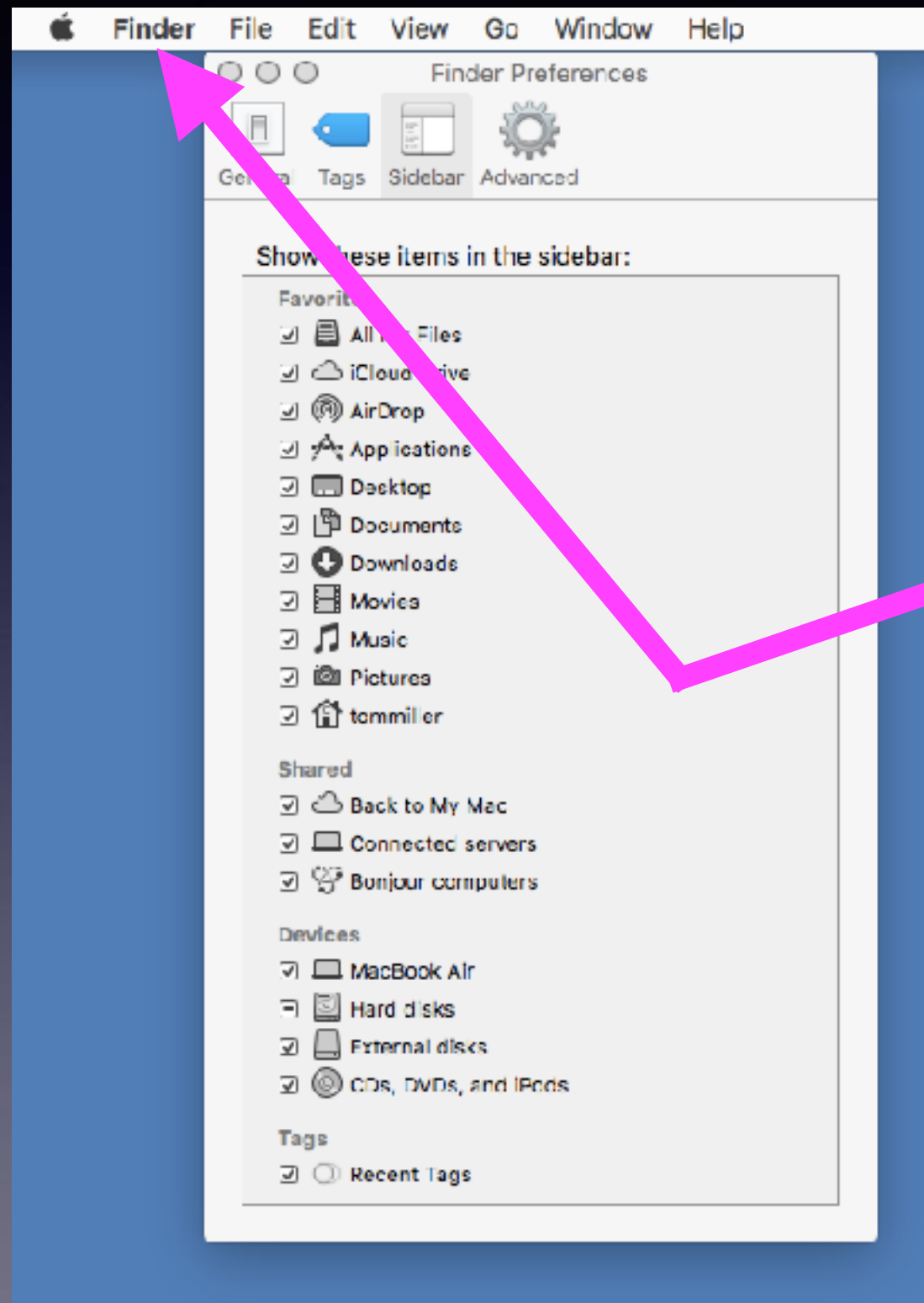
Introducing Cisco HyperFlex Systems

The next-generation

# AirDrop Shares Within Each App!

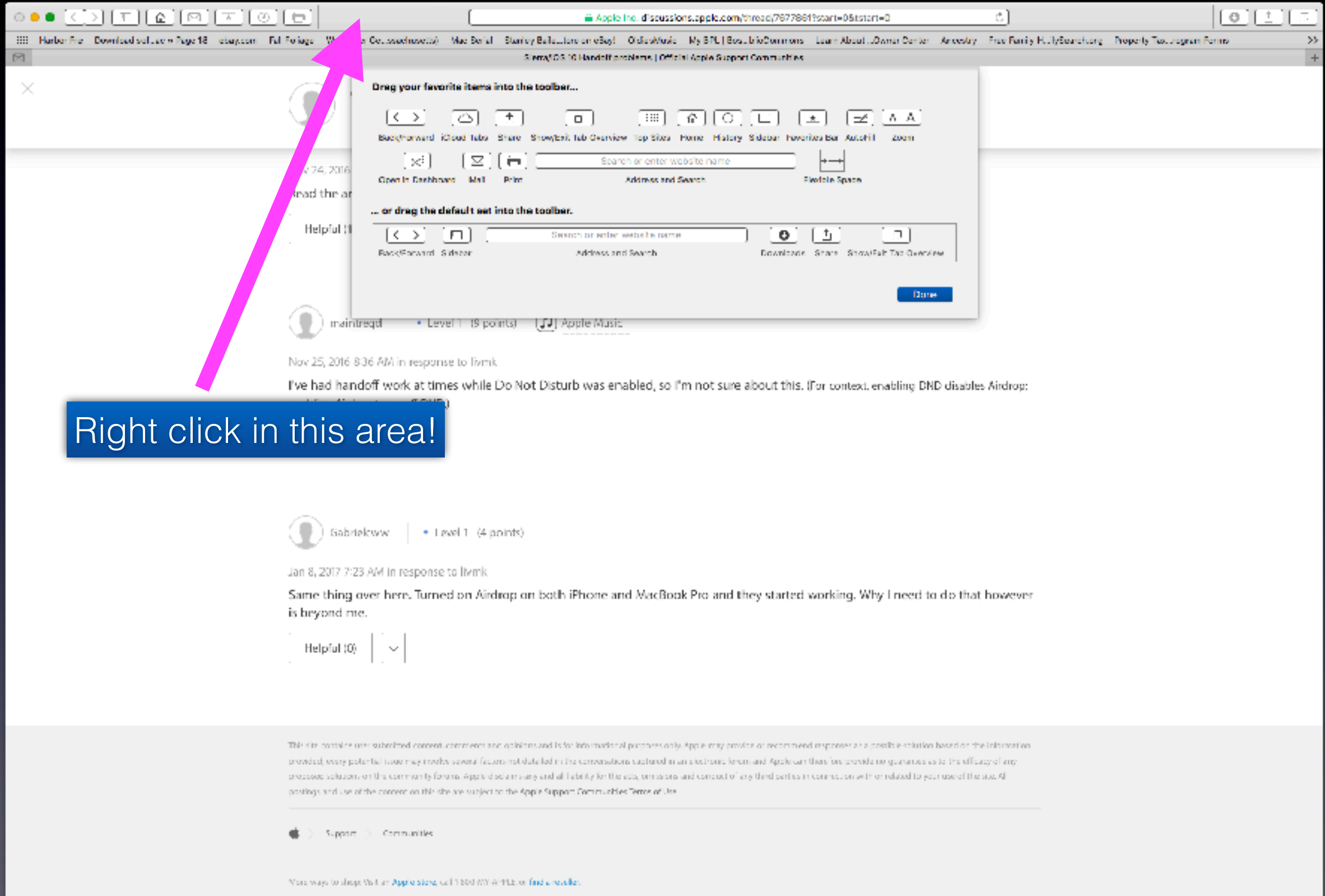


# What Appears in Sidebar is Determined by Finder Preferences!



If you don't see AirDrop.. Add it from the Finder Prefs.

# Customize Tool Bar In Safari!



Drag your favorite items into the toolbar...

Back/Forward iCloud Tabs Share Show/Hide Tab Overview Top Sites Home History Sidebar Favorites Bar AutoFill Zoom

Open In Dashboard Mail Print Search or enter website name Address and Search Flexible Space

... or drag the default set into the toolbar.

Back/Forward Sidebar Search or enter website name Address and Search Download Share Show/Hide Tab Overview

Done

Right click in this area!

mainfreq • Level 1 (19 points) Apple Music

Nov 25, 2016 8:36 AM in response to lymk

I've had handoff work at times while Do Not Disturb was enabled, so I'm not sure about this. If for context, enabling DND disables Airdrop.

Gabrielkw • Level 1 (4 points)

Jan 8, 2017 7:23 AM in response to lymk

Same thing over here. Turned on Airdrop on both iPhone and MacBook Pro and they started working. Why I need to do that however is beyond me.

Helpful (0)

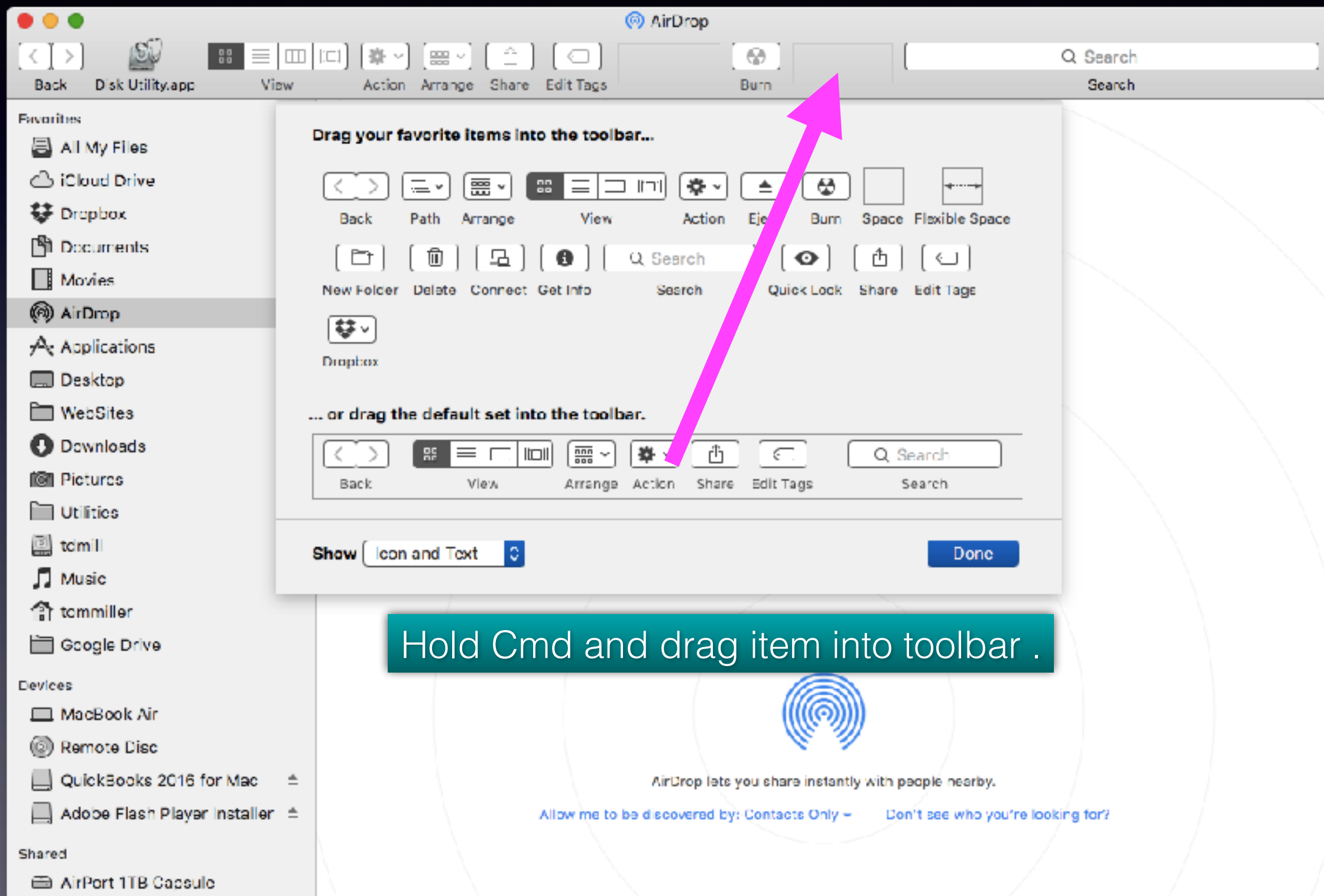
This site contains user-submitted content, comments and actions and is for informational purposes only. Apple may provide or recommend responses as a possible solution based on the information provided; every potential issue may involve several factors not detailed in the conversations captured in an electronic forum and Apple can therefore provide no guarantee as to the effectiveness and process of solutions on this community forum. Apple disclaims any and all liability for the acts, omissions and conduct of any third parties in connection with or related to your use of the site. All postings and use of the content on this site are subject to the Apple Support Communities Terms of Use.

Apple > Support > Communities

More ways to shop: Visit an [Apple Store](#), call 1-800-MY-APPLE, or [find a reseller](#).



# Adding Most Use Apps to the Menu Bar on the Finder.



# How To Back Up Your Mac?

<http://www.imore.com/how-to-back-up-your-mac>