

# Please Turn Off Ringer



# tommillermachelp.com

Tom Miller Mac Help  
Helping individuals with Apple devices!

325-518-6662  
- Abilene TX 79603  
tdmill@me.com

Home About Me Contact NetBlog

### iPhone & iPad Basics for Feb. 22, 2017 at the Abilene Public Library

You can view the slides presented at the Abilene Public Library on Feb. 22, 2017 by clicking on the blue link below.

[Pad and iPhone Basics for Feb. 22, 2017](#)

**Contact Info.**  
eMail is the best way to reach me!

Mac Help  
Tom Miller  
tdmill@me.com 325-98-6662

There are no stupid (or dumb) questions!  
We learn by "asking!"

Serious problems with passwords and acct. Or how to use your device...

I am available for specialize assistance. Please ask about fees based on your needs.

Thank you,  
Tom Miller

Leave a Reply  
Logged in as [tdmill11@gmail.com](#) Log out »

Submit Comment

Search for:

#### Recent Posts

- [iPhone & iPad Basics for Feb. 22, 2017 at the Abilene Public Library](#)
- [iPad and iPhone Basics for Writers Public Library](#)
- [Mac Basics for Feb. 15, 2017](#)
- [iPad and iPhone Basics for Feb. 8, 2017](#)
- [iPhone & iPad Basics for Jan. 19th, 2017](#)

#### Archives

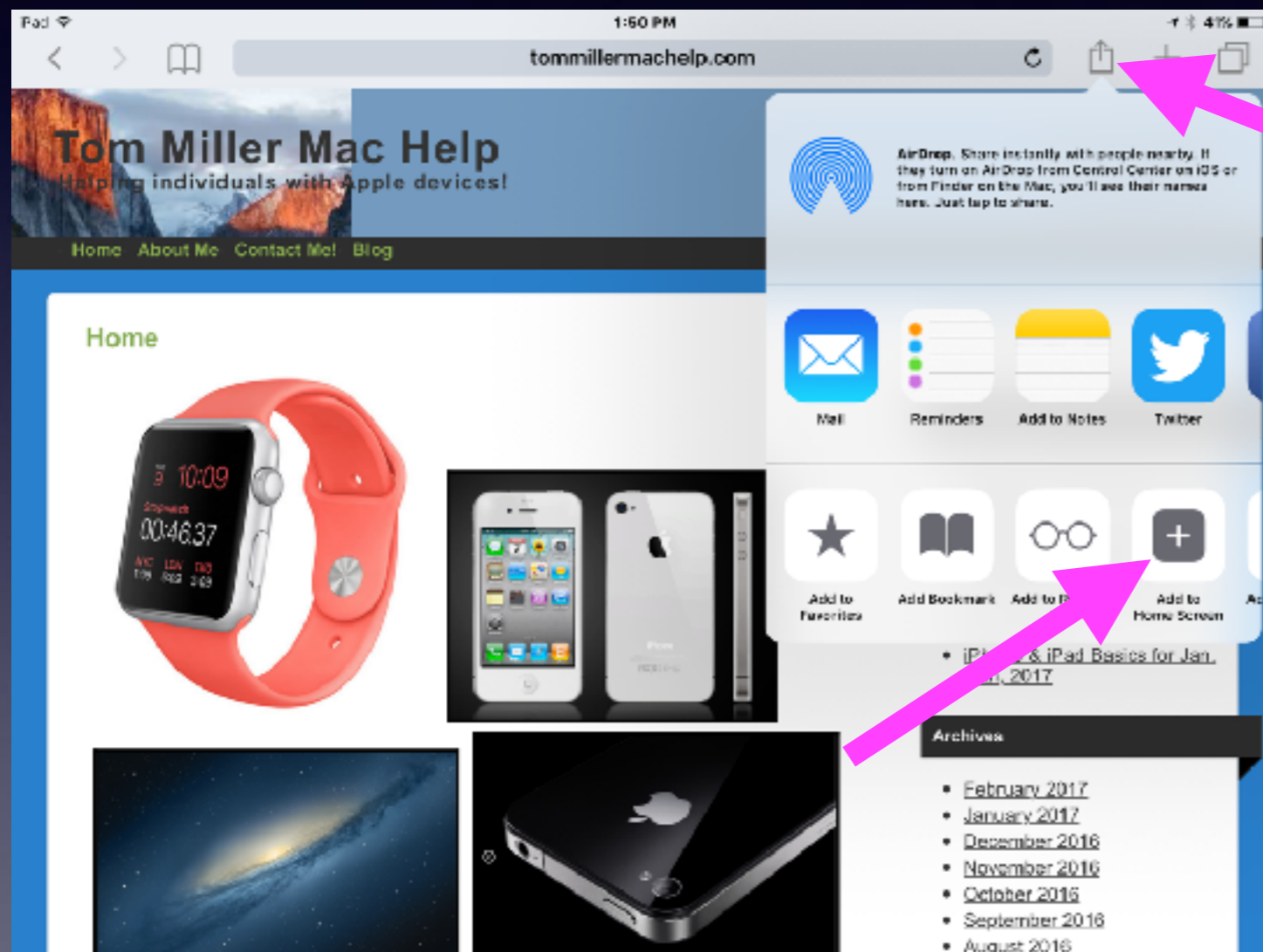
- [February 2017](#)
- [January 2017](#)
- [December 2016](#)
- [November 2016](#)
- [October 2016](#)
- [September 2016](#)
- [August 2016](#)
- [May 2016](#)
- [April 2016](#)
- [March 2016](#)
- [February 2016](#)
- [January 2016](#)
- [October 2015](#)
- [September 2015](#)
- [June 2015](#)
- [May 2015](#)
- [April 2015](#)
- [March 2015](#)
- [February 2015](#)
- [January 2015](#)
- [November 2014](#)
- [October 2014](#)
- [September 2014](#)
- [August 2014](#)
- [July 2014](#)
- [June 2014](#)
- [May 2014](#)
- [April 2014](#)
- [March 2014](#)

Most slides are here!

You can do it from Safari on your iPad or iPhone!

# Adding My Web Site To Your Home Screen!

Open Safari, type website, click the Share button, then add to the Home Screen.



# Needing A Lectern!

Wanting to donate it to the library!



Call me!

Text me!

Email me!



Apple Mac Help


Tom Miller

tdmill@me.com 325-518-6662

# Get Help From Bob!

Bob and I can help before or after but not during...!

Bob, Barbara or I can  
help before or after  
class!



It will be difficult for those sitting around you...  
if you need help during the presentation!

# iPhone and iPad



## Basics



March 1, 2017

Abilene Public Library

# iPhone and Mac Classes Are Not Sponsored By The Library!

We volunteer our time to provide free instruction!  
Why: information and knowledge are the keys to enjoyment!

And  
Power



Knowledge is power. Information is liberating.  
Education is the premise of progress, in every  
society, in every family.

(Kofi Annan)

lzquotes.com

Phone/iPad Classes Wednesday, March 1, March 15 [View this email in your browser](#)



Phone and iPad Classes

Wednesday, March 1, and March 15

at 1:00 p.m.

1326 No. Modine Blvd. Ln.

Learn more about the many features and functions of Apple devices from Tom Miller, who has many years of experience with iPhones, iPads and Mac computers. Seating is limited and late arrivals may have to get a blue chair from the front of the library.

The class is not library-sponsored and advance registration is not required.

Volunteers assisting Tom Miller, Mac consultant, trainer and facilitator:  
Bob Kolquist and Barbara Kelly  
325-692-1087.



The greatest  
enemy of  
**KNOWLEDGE**  
is not  
IGNORANCE,  
it is the ILLUSION of  
**KNOWLEDGE**

- Stephen Hawking



RelaxAndRelease.co.uk

**“I know all I  
need to  
know.....  
about the  
iPhone &  
iPad.”**

**What drives my (your)  
desire to learn how  
to use this device?**



This is what I ask myself!

WHAT  
WILL  
THIS  
DEVICE  
DO  
FOR  
ME?

*20 years later and all  
these things fit in your pocket*



# Are iPhones & iPads Making Us Anti-Social?

Thailand's public service announcement:  
“Disconnect to Connect!”



# Video: I Forgot My iPhone!

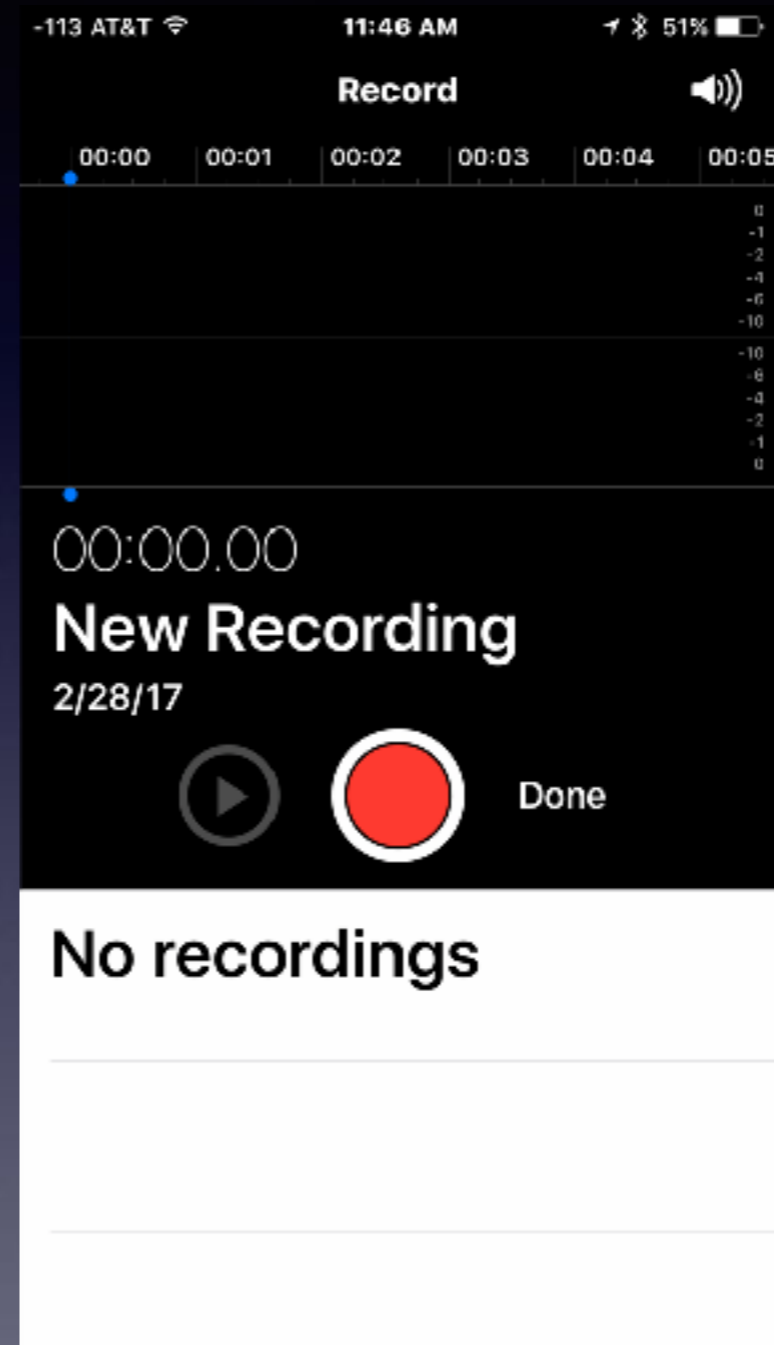
Could be a very good thing!



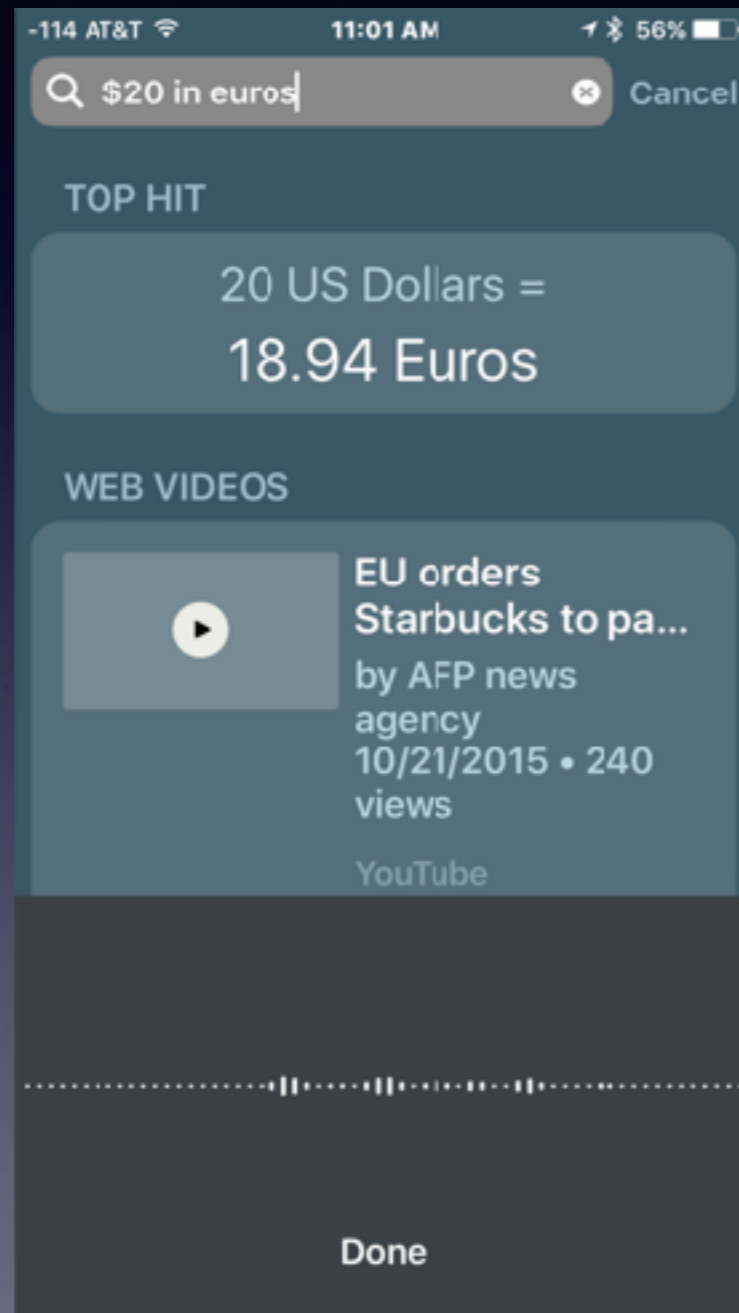
# Voice Memos (An Unused App!)



Keep the app open  
and make a memo.

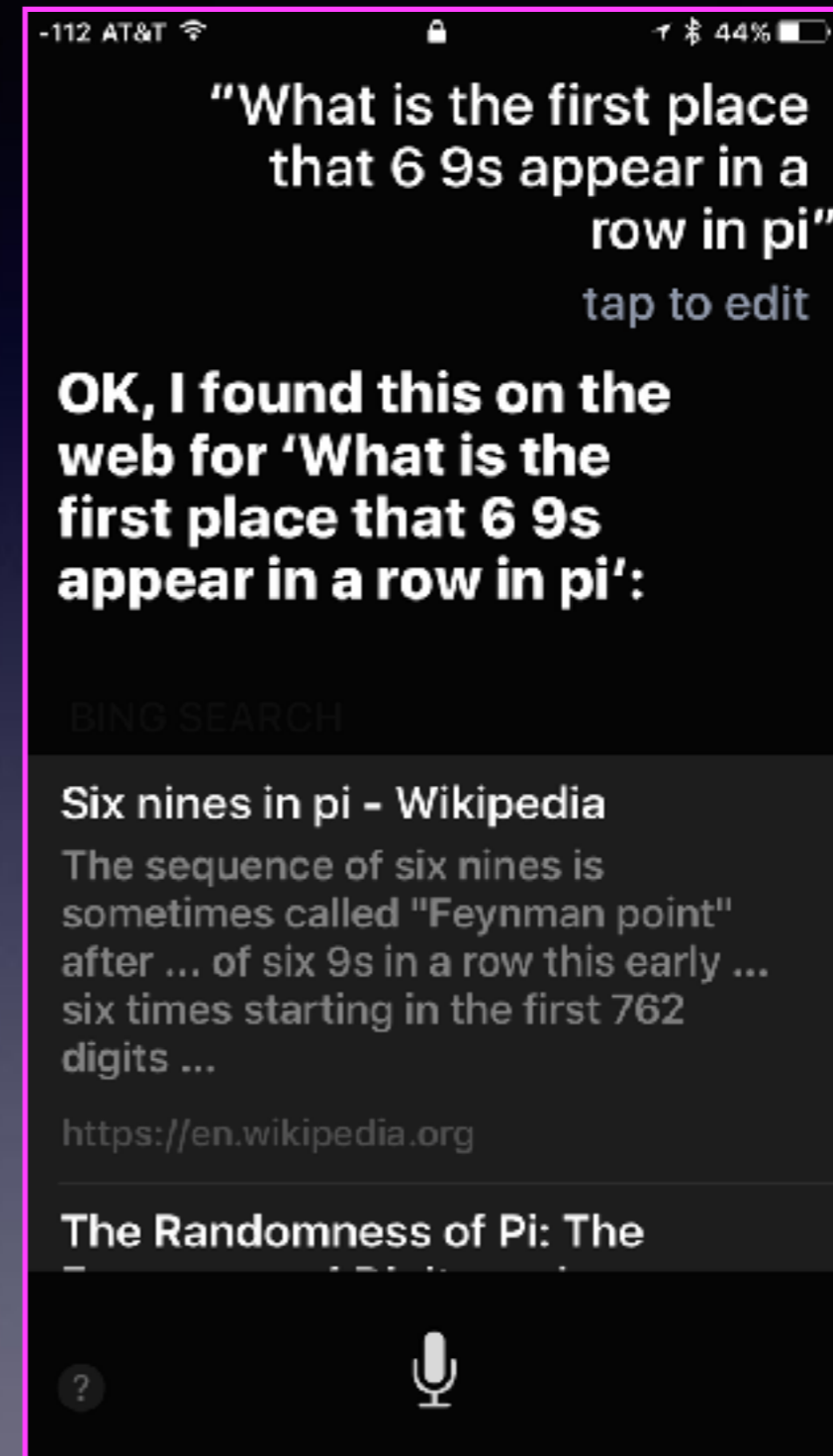
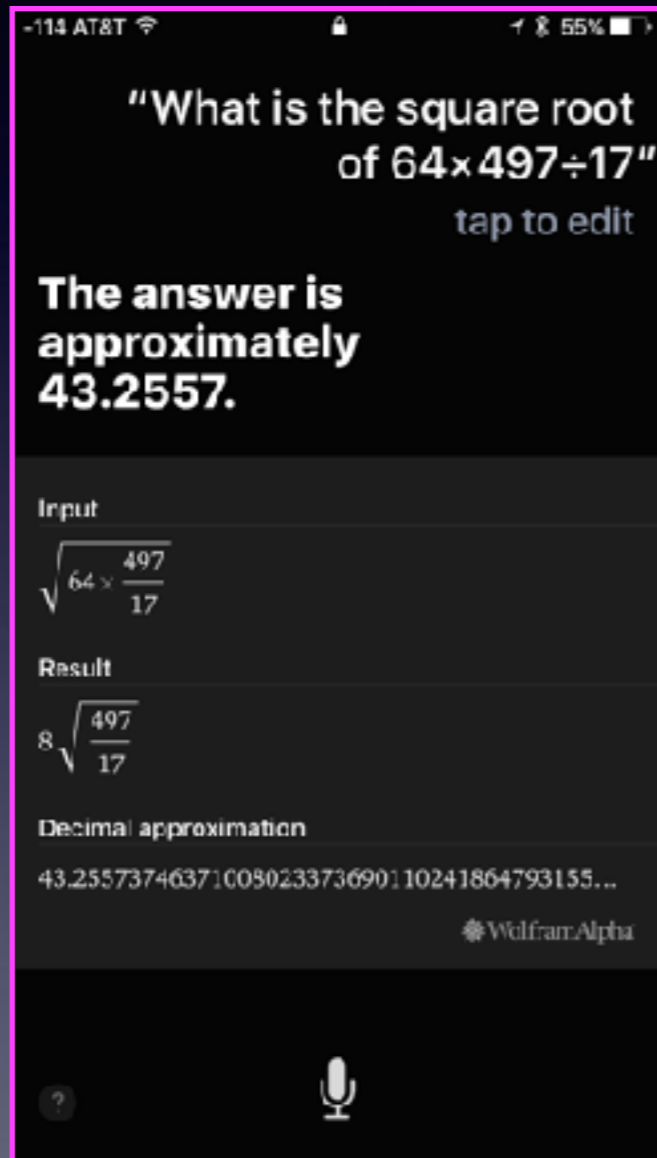


# Conversions in Spotlight!



**Spotlight is a search bar accessed by to the right on the first Home Screen!**

# Ask Siri To Do The Math!



-114 AT&T



54%

"How can I write a letter  
to Ted Cruz"

tap to edit

**Here's what I found on  
the web for 'How can I  
write a letter to Ted  
Cruz':**

BING SEARCH

**Write Public Email to Senator Ted  
Cruz (w/o address ...**

Senator Ted Cruz . Male, Public,  
Politics/Gov't, ... Write a Note to  
Senator Ted Cruz All Notes (1710)  
Active and Archived notes Active  
Notes (222) Most ...

[www.fastnote.com](http://www.fastnote.com)

**My Letter to Ted Cruz on Gun**




**Siri  
Is  
Knowledgeable  
!**



# Siri Will Open Apps!

Open the Tips App  
Open the Photos App  
Open the Messages App  
Open the Calendar  
Open my Email  
Open Settings



In most cases, she can open an app faster than you can!





I'll just be a moment...










"What can I ask you"

tap to edit

You can say things like:

Some things you can ask me:

-  **Phone**  
"Call Andrew"
-  **FaceTime**  
"FaceTime Claire"
-  **Apps**  
"Launch Photos"
-  **Messages**

-  **Messages**  
"Tell Susan I'll be right there"
-  **Calendar**  
"Set up a meeting at 9"
-  **Sport**  
"Did Liverpool win?"
-  **Photos**  
"Show my photos from yesterday"
-  **Maps**  
"Give me directions home"
-  **Restaurants**  
"Good Indian restaurants..."
-  **Films**  
"What's on at the cinema?"
-  **Music**  
"Play Blur"
-  **Reminders**  
"Remind me to call Mum"

Ask  
Siri  
What  
You  
Can Ask  
Her!

# You've Found an iPhone!

Ask Siri, "whose phone is this?"

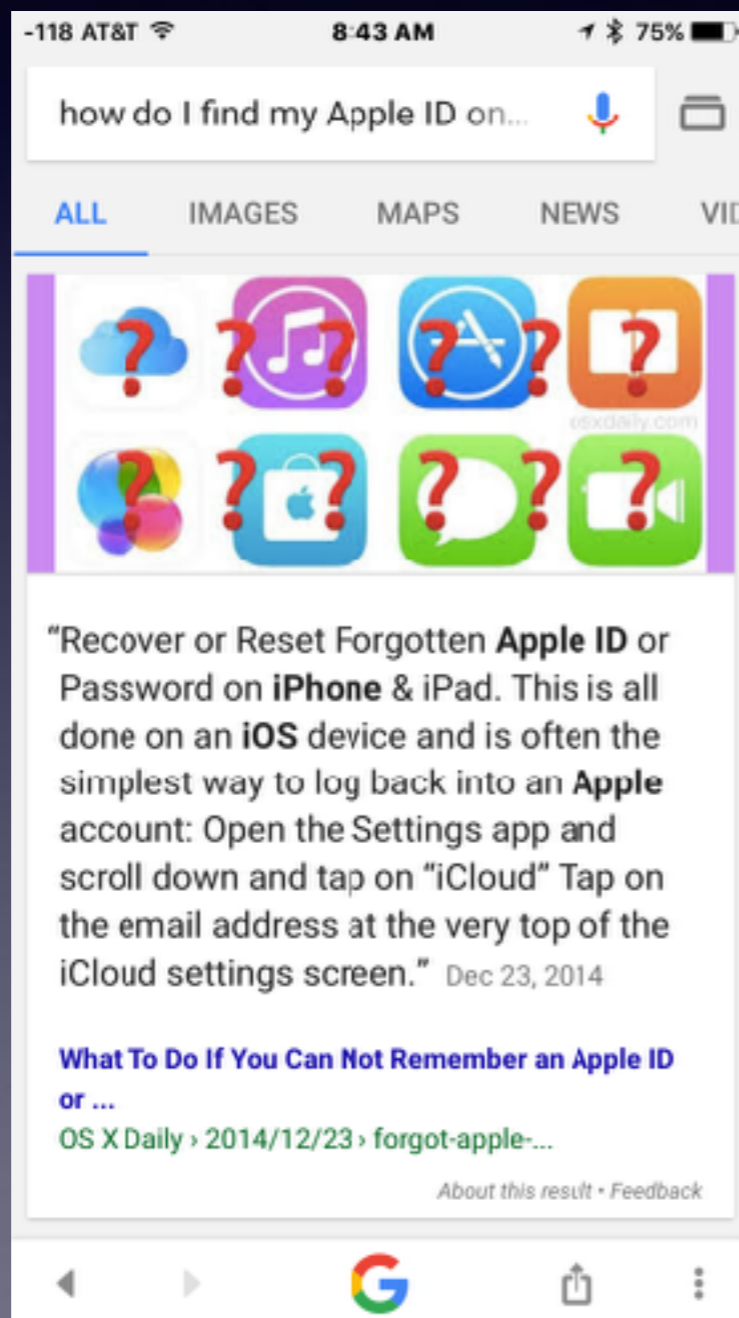
Even from the "lock screen" by holding down the Home Button and asking Siri....

If Siri can't answer:  
No soup for you!



# How To “Google” An iPhone / iPad Question?

How do I find my Apple ID on my iPhone?




You can ask “Google” any question!

Use the Google App!




# How to Get The Google App?



Go to the App Store.

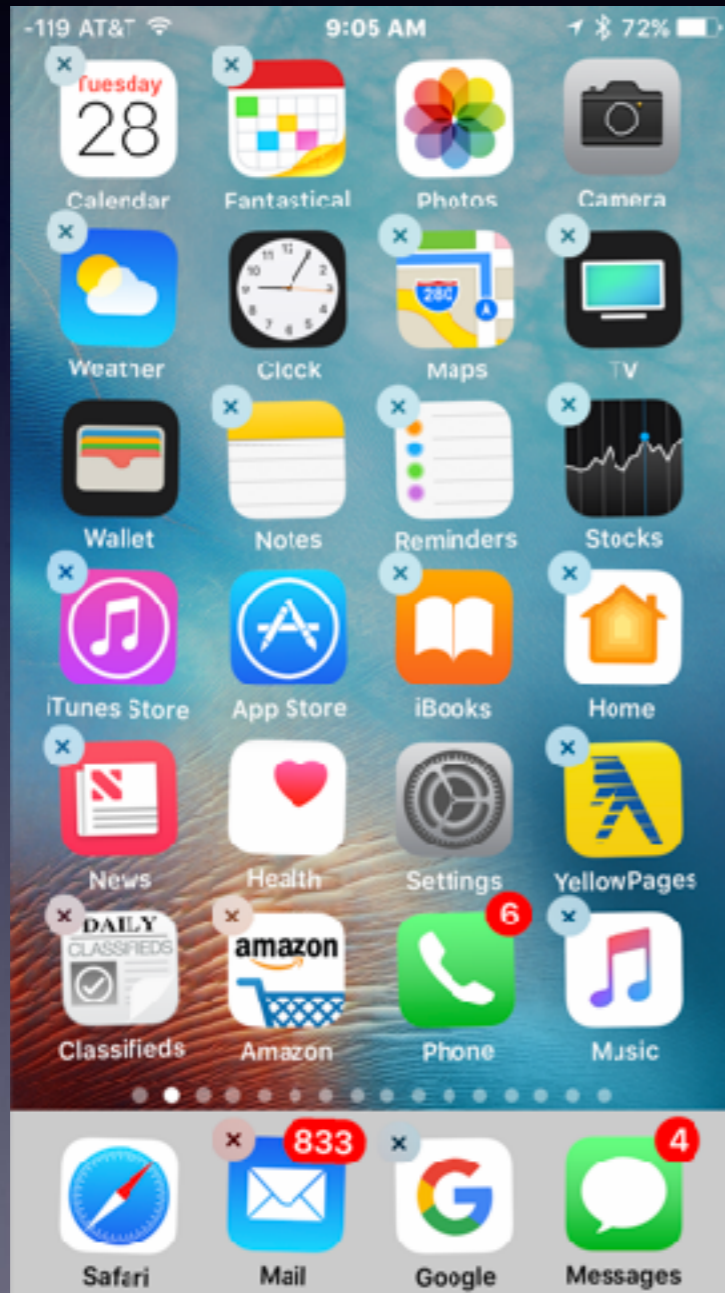
Find the Search tool.  
It's the magnifier icon.

Type Google.



It is essential that you know  
your Apple ID and  
Apple ID Password!

# How To Rearrange Your Apps!



Tap and hold an app until it wiggles and an “X” appears on the top left corner of the icon.

You can move it or delete it.

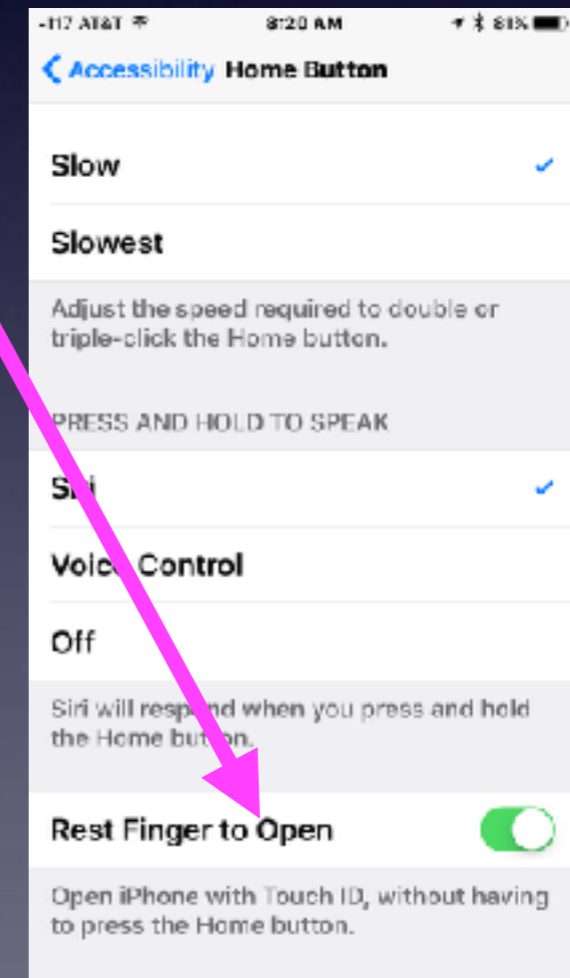
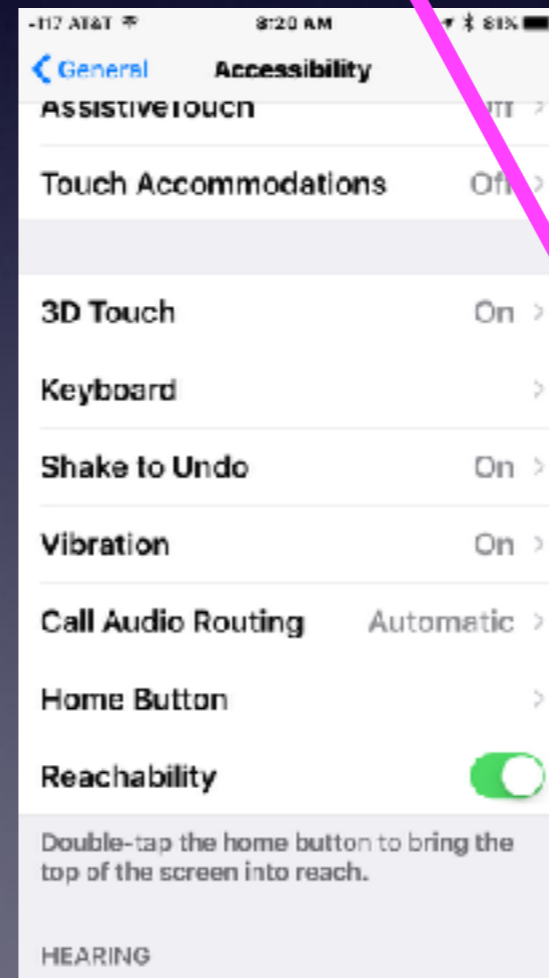
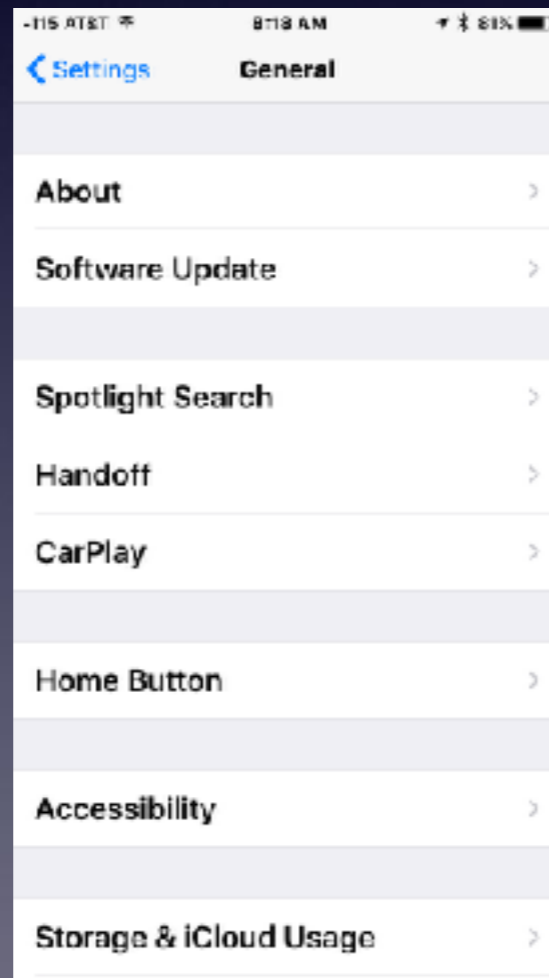
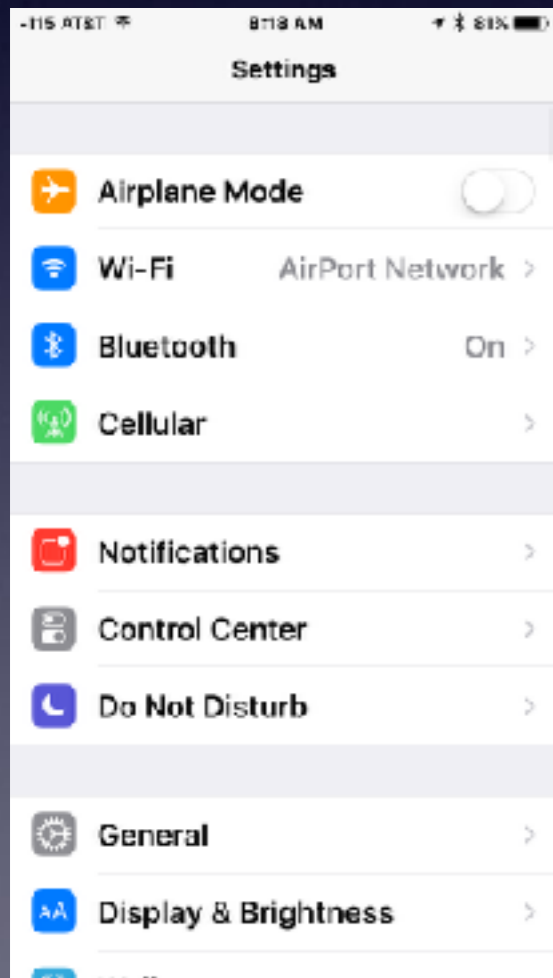
Some Apple apps cannot be deleted but they can be moved!

Put your most used & favorite apps in the dock!

Tap the Home Button after selection and change has been made!

# iPhone is Locked, But I can get right back in!

Unlock without pressing the Home Button!



# Close Multiple Apps At Once!

**Multitasking bar is now called the “App Switcher”  
Access App Switcher by double tapping the Home Button.**

**Close apps by swiping up with one, two or three fingers.**

**You do not have to close apps. Apple iPhone can handle multiple apps running in the background.**

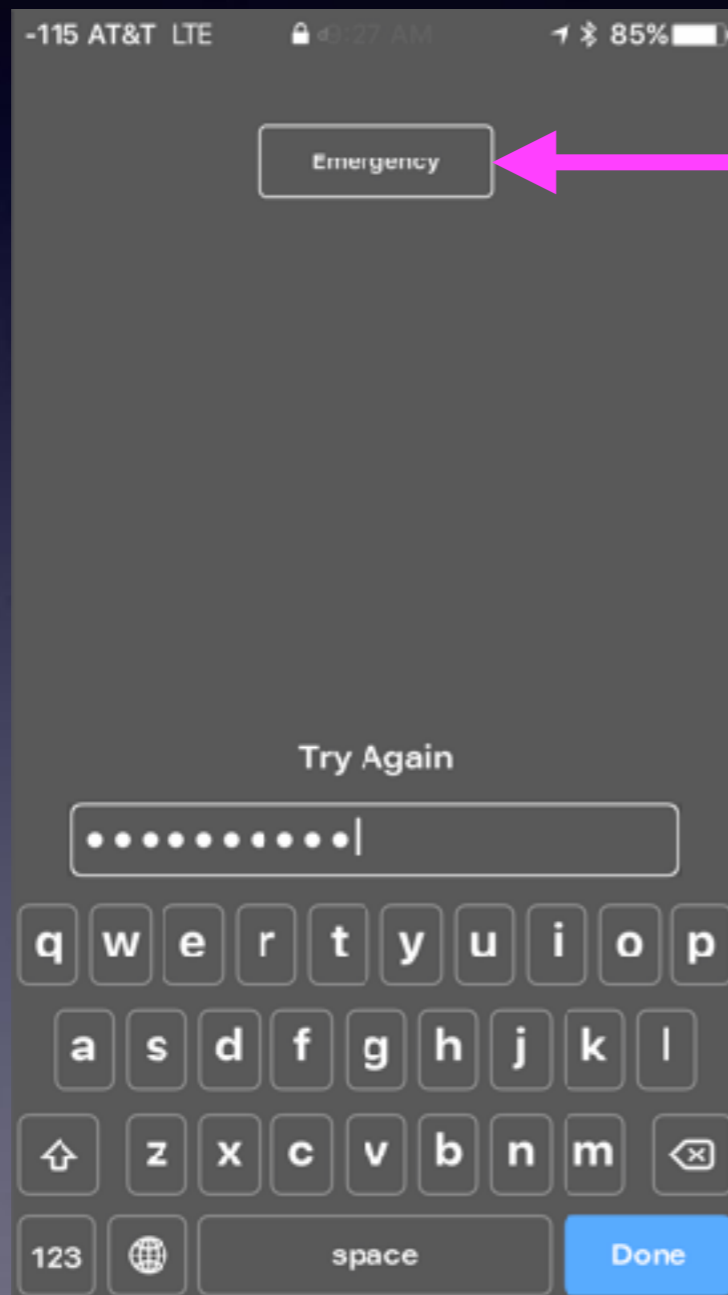
**It takes more resources to close apps and reopen them to let them run in the background.**

**It's called App Switch so that you can quickly switch from one app to another. Fast!**



# How To Dial 911?

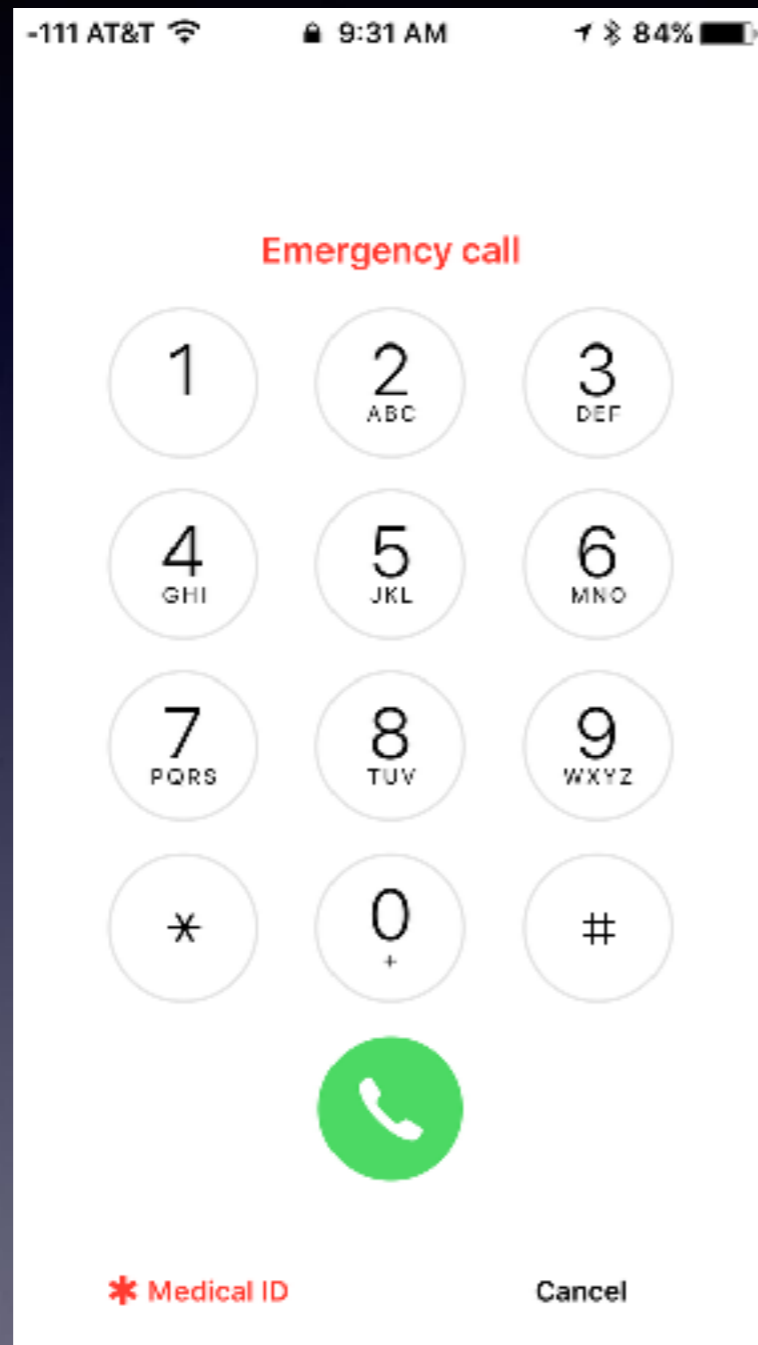
I was able to dial 911 but can't!



Emergency is  
911!

From Lock screen  
Tap Home Button  
You are locked out  
Notice Emergency!

# What Happens When I Click on Emergency!



You can do three things even when you cannot unlock the phone!



Dial 911 manually



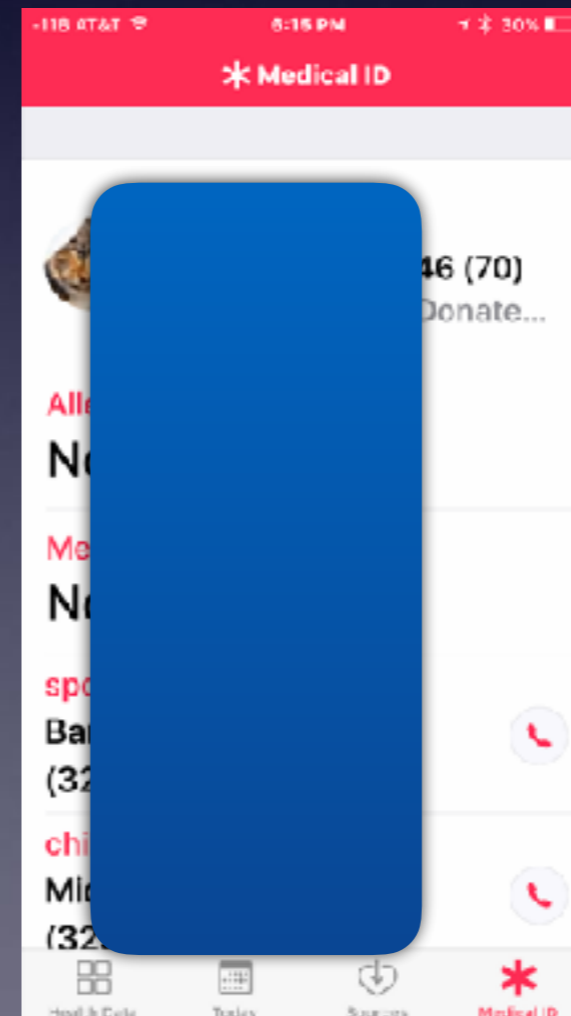

Look at my medical ID.



You can click make an emergency call

# How To Complete Medical ID!

Use the Health App!



# When Nothing Seems To Work!

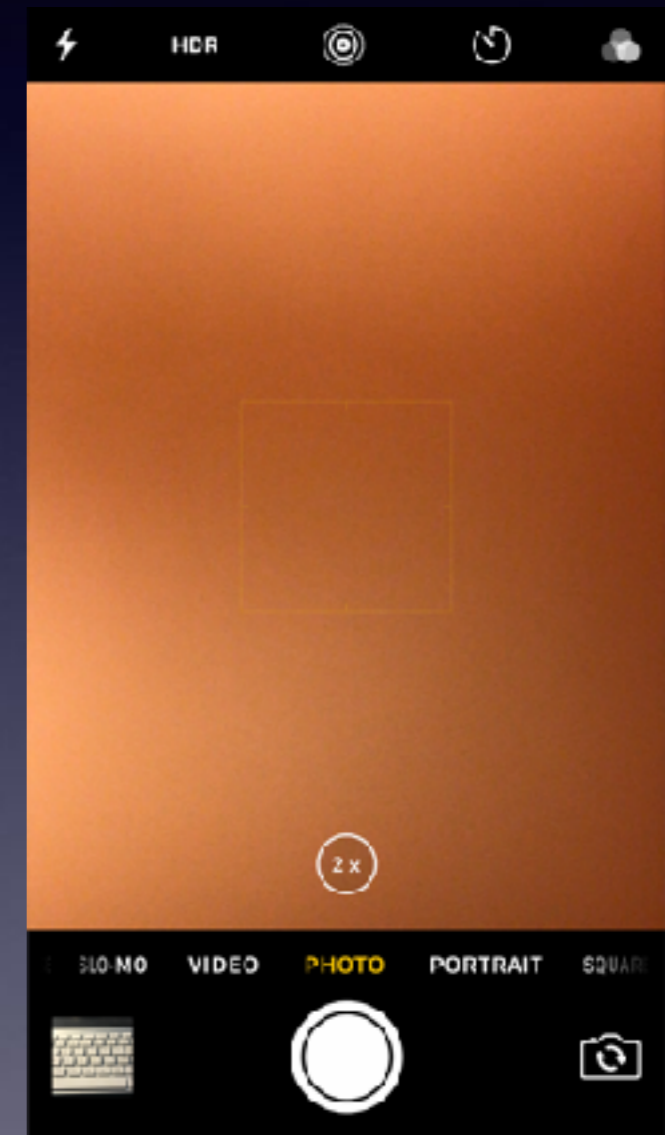
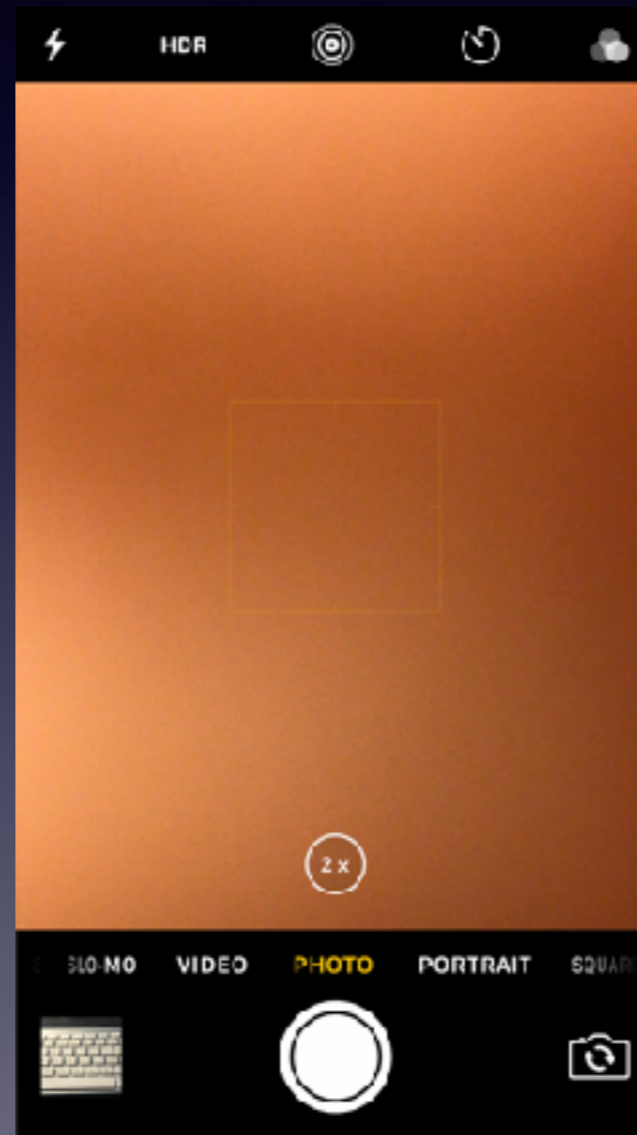
## Do a Hard Reset! On iPhone 7

To **reset** the **iPhone 7**, you will hold down the Power button on the right side of the device and the Volume Down button on the left side at the same time, then wait for the familiar black screen and Apple logo.


## Do a Hard Reset! On iPhone 6 and earlier

To **reset** the **iPhone 6S and earlier**, you will hold down the Power button on the right side of the device and the Home Button at the same time, then wait for the familiar black screen and Apple logo.

# The iPhone 7 Plus Has Two Camera Lenses!





# 1X vs. 2X



# Optical Zoom on iPhone 7 Plus!

You can go to 10x by tapping on 2x and using the circle!



# Three Ways to Remotely Use The Shutter!

Tapping the shutter button on the camera app will give a blurry picture!


Volume Down



Use the Timer



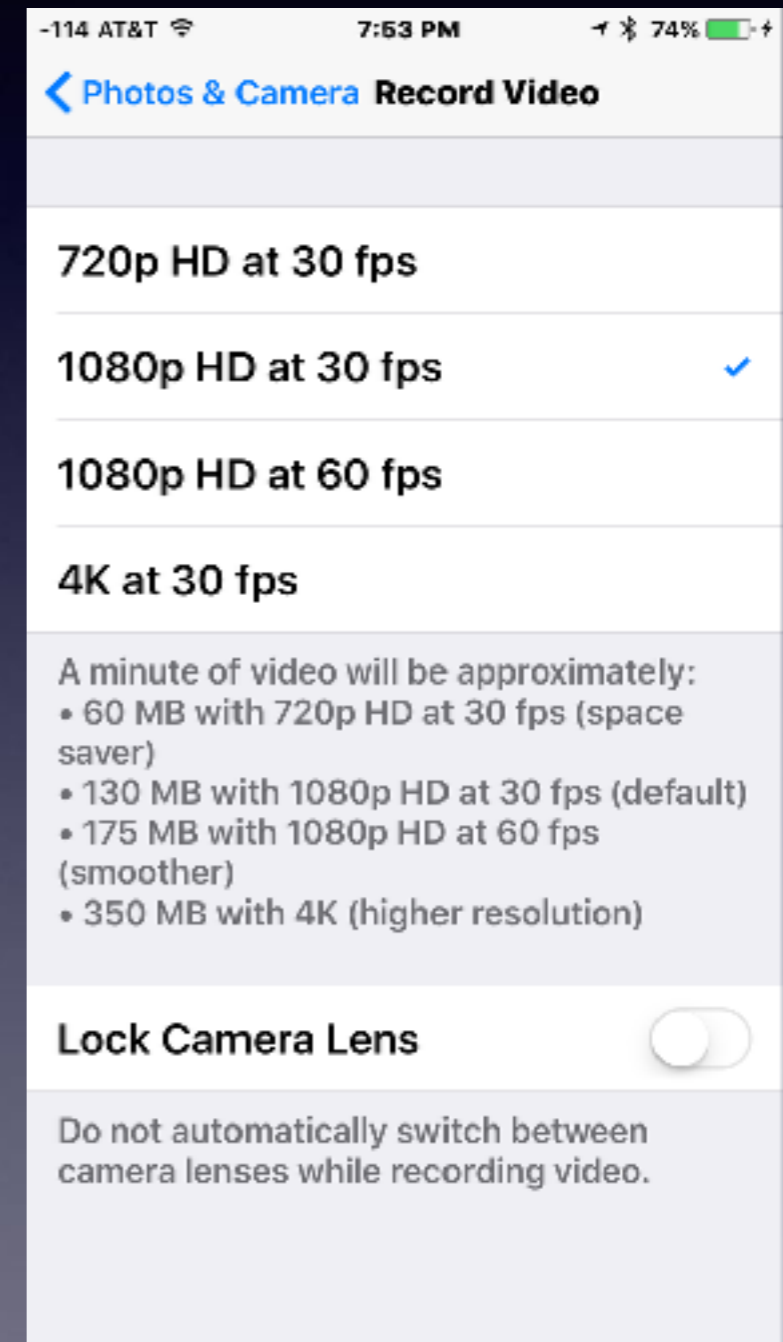
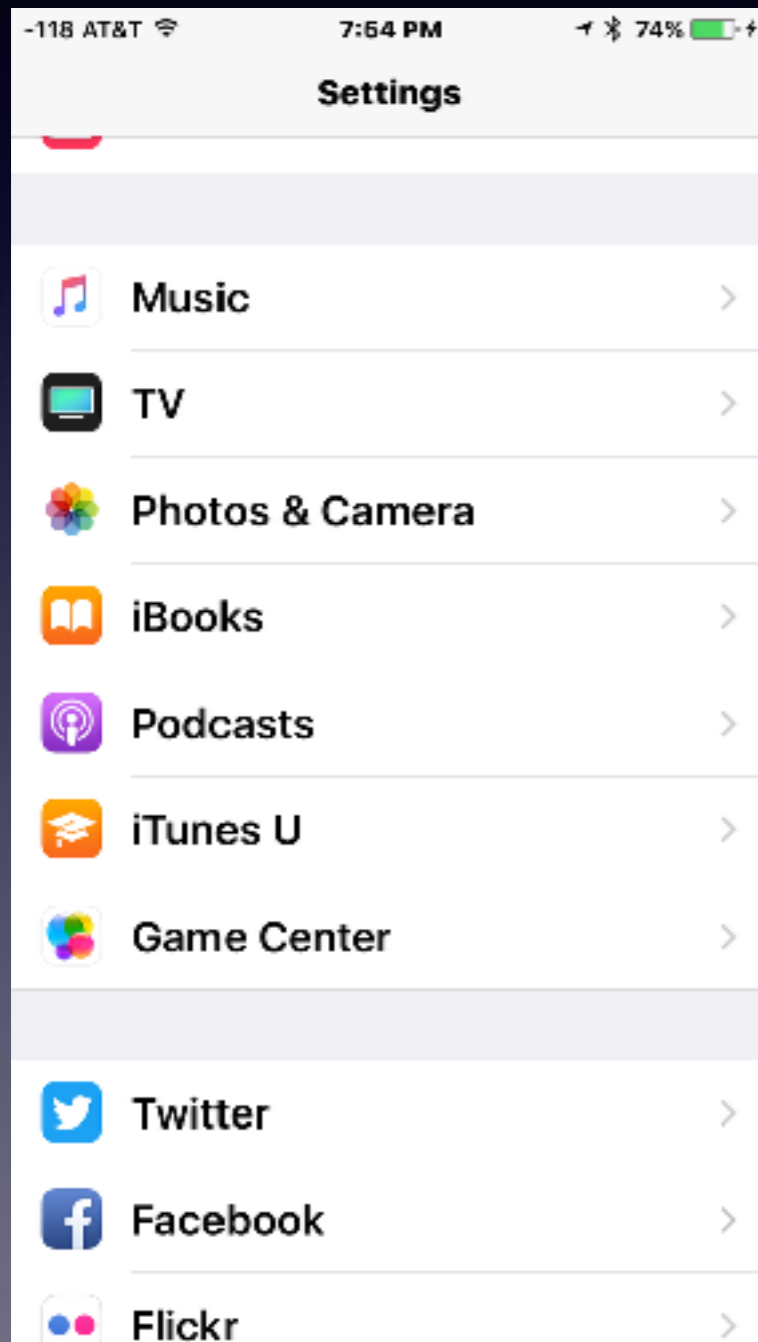
Use the EarPods





# Do Video in 4K

With good light and good conditions, use 4K!



# No EarPods On My iPhone 7 or 7 Plus!

You can't plug your earphones into the iPhone 7 without an earbud adapter!



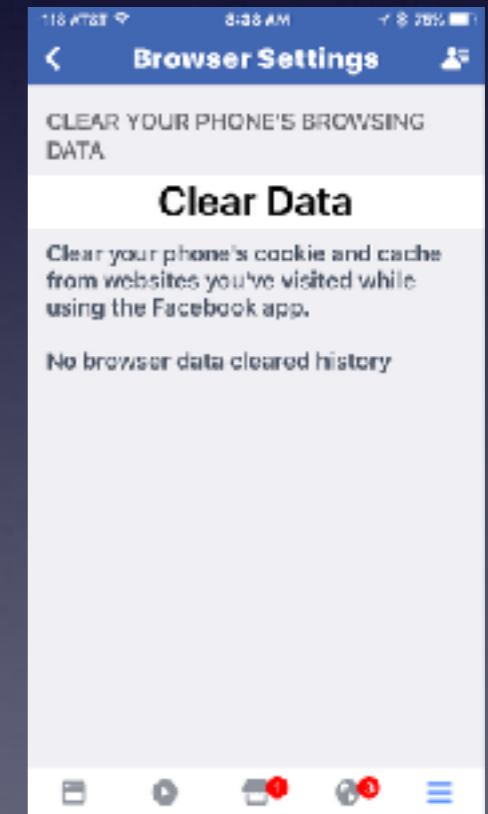
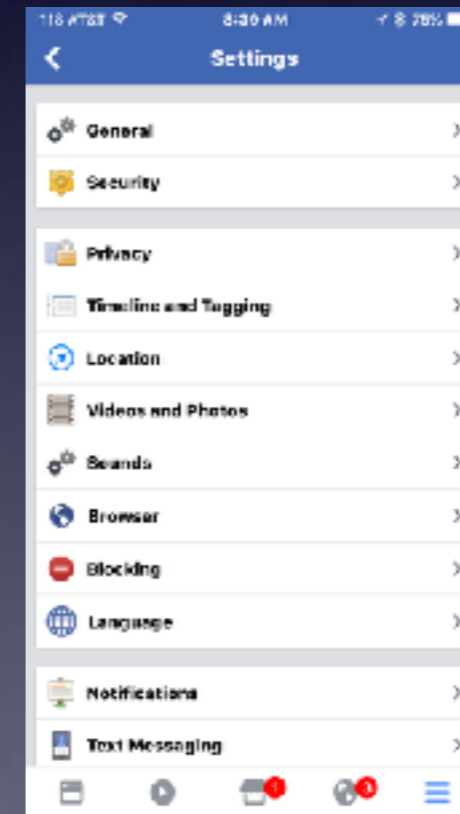
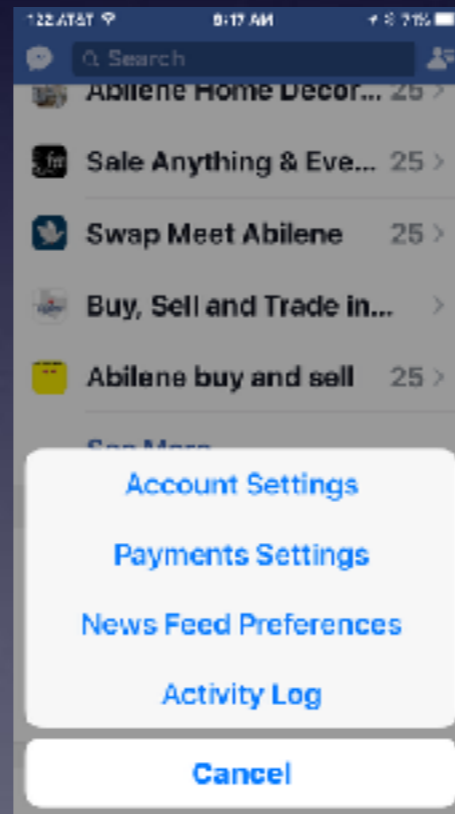
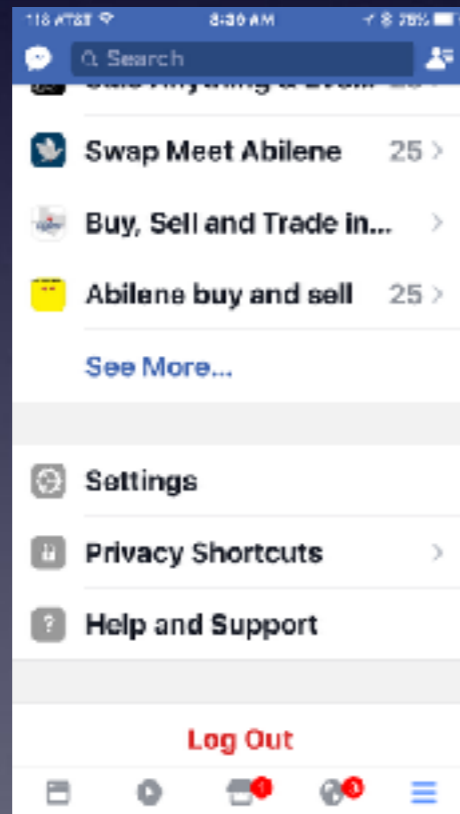
What if I want to charge my iPhone 7 or 7 Plus and listen at the same time?



# iPhone & iPad = Getting Slower!

FaceBook, Pinterest & Instagram storage Cache & History.

Remember: iPhone & iPad are computers and they can slow down!



# iPad Split Keyboard

