

Please Turn Off Ringer



iPhone and iPad



Basics



May 24, 2017

Abilene Public Library

May 24th, 2017 Is Our Last Class Until Sept. 2017

What follows is a series of thoughts
I think are important for all users!

Call me!

Text me!

Email me!



A business card for 'Mac Help' featuring a silver laptop on the left. The laptop screen displays a colorful, abstract graphic. To the right of the laptop, the text 'Mac Help' is written in a large, black, sans-serif font, with a black Apple logo to its left. Below this, the name 'Tom Miller' is written in a smaller, black, sans-serif font. At the bottom of the card, the email address 'tdmiller@me.com' and the phone number '325-518-6662' are listed in a black, sans-serif font. A large, bright blue arrow points from the top left of the card towards the bottom right, where a teal box contains the text 'Even during the summer!'.

Mac Help

Tom Miller

tdmiller@me.com 325-518-6662

Even during the summer!

tommillermachelp.com

Most
slides
are
here!

The screenshot shows the homepage of 'Tom Miller Mac Help'. The header includes the site name, a tagline 'Helping individuals with Apple devices!', contact information (325-518-6662, Abilene TX 79603, tdmill@me.com), and navigation links (Home, About Me, Contact Me, Blog). The main content area features a blog post titled 'iPhone and iPad Basics for March 1, 2017'. The post text says: 'You can view the slides presented at the Abilene Public Library on March 1, 2017 by clicking on the blue link below. Please do not solicit. I will be happy to assist with any questions regarding your iPhone and iPad.' Below the text is a blue link: 'iPhone & iPad Basics for March 1, 2017'. To the right of the link is a pink arrow pointing to the link. Below the link is a small image of a laptop with the text 'Mac Help Tom Miller tdmill@me.com 325-518-6662'. Below the image is the text: 'I am available for specialized assistance. Please ask about fees based on your needs. Thank you, Tom Miller'. At the bottom of the post is a 'Leave a Reply' section with a text area and a 'Submit Comment' button. On the right side of the page, there is a 'Search for:' box, a 'Recent Posts' section with a list of links to previous posts, and an 'Archives' section with a list of months from February 2017 to May 2014.

Tom Miller Mac Help
Helping individuals with Apple devices!


325-518-6662
- Abilene TX 79603
tdmill@me.com

Home About Me Contact Me Blog

iPhone and iPad Basics for March 1, 2017

You can view the slides presented at the Abilene Public Library on March 1, 2017 by clicking on the blue link below. Please do not solicit. I will be happy to assist with any questions regarding your iPhone and iPad.

[iPhone & iPad Basics for March 1, 2017](#)

 Mac Help
Tom Miller
tdmill@me.com 325-518-6662

I am available for specialized assistance. Please ask about fees based on your needs.
Thank you,
Tom Miller

Leave a Reply
Logged in as tdmill11@gmail.com Log out »

Submit Comment

Search for: Search

Recent Posts

- [iPhone and iPad Basics for March 1, 2017](#)
- [iPhone & iPad Basics for Feb. 22, 2017 at the Abilene Public Library](#)
- [iPad and iPhone Basics for Winters Public Library](#)
- [Mac Basics for Feb. 19, 2017](#)
- [iPad and iPhone Basics for Feb. 8, 2017](#)

Archives

- [February 2017](#)
- [January 2017](#)
- [December 2016](#)
- [November 2016](#)
- [October 2016](#)
- [September 2016](#)
- [August 2016](#)
- [May 2016](#)
- [April 2016](#)
- [March 2016](#)
- [February 2016](#)
- [January 2016](#)
- [October 2015](#)
- [September 2015](#)
- [June 2015](#)
- [May 2015](#)
- [April 2015](#)
- [March 2015](#)
- [February 2015](#)
- [January 2015](#)
- [November 2014](#)
- [October 2014](#)
- [September 2014](#)
- [August 2014](#)
- [July 2014](#)
- [June 2014](#)
- [May 2014](#)

You can do it from Safari on your iPad or iPhone!

Apple Releases iOS 10.3.2 With Multiple Bug Fixes and Security Updates

Monday May 15, 2017 9:58 am PDT by Juli Clover

Apple today released [iOS 10.3.2](#) to the public, following several weeks of testing and four betas. iOS 10.3.2 comes six weeks after the [release of iOS 10.3](#), a major update that introduced a new Find My [AirPods](#) feature and Apple File System. It also comes more than a month weeks [after iOS 10.3.1](#), a security update.

iOS 10.3.2 is a free over-the-air update available to all users with a compatible device. It can also be downloaded and installed on iOS devices using iTunes on a Mac or PC.



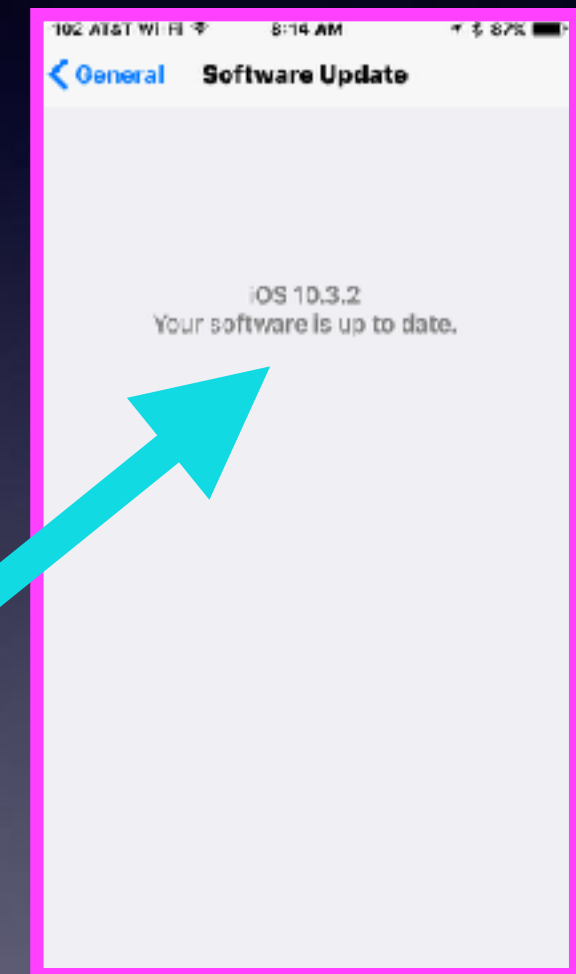
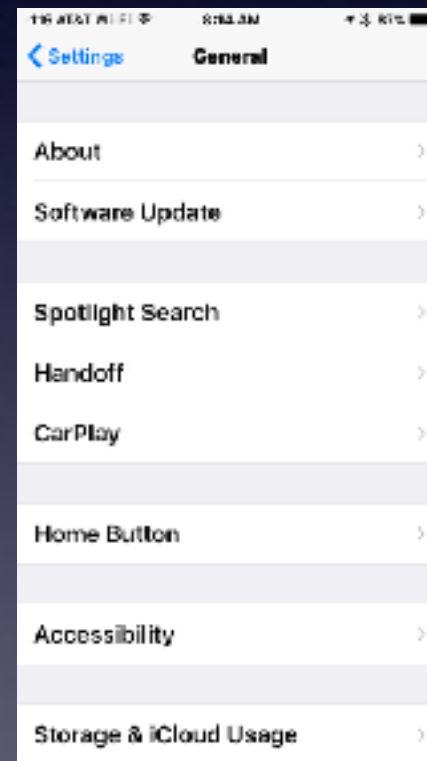
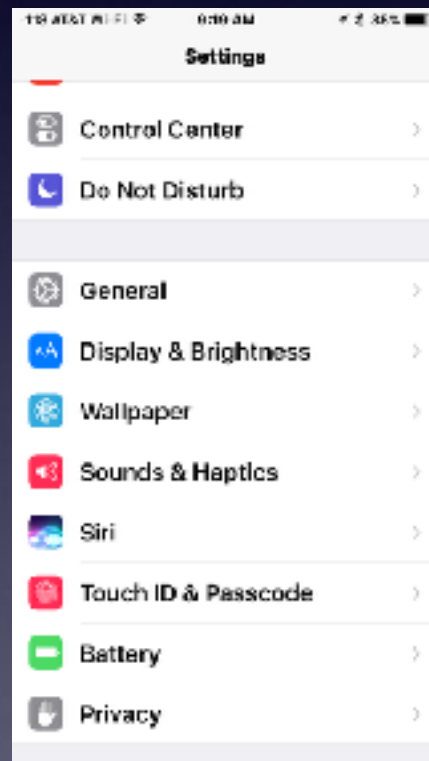
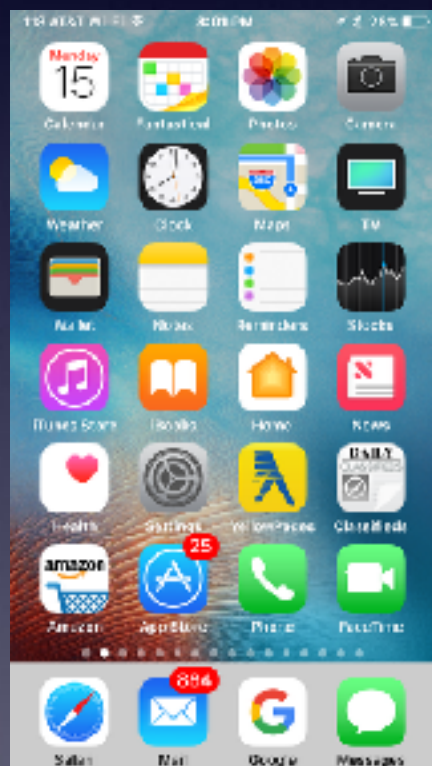
There were no outward-facing changes or new features discovered during the beta testing process, aside from a small fix for [SiriKit](#) car commands, which are now working as intended.

It appears iOS 10.3.2 focuses primarily on bug fixes, security enhancements, and other minor operating system improvements.

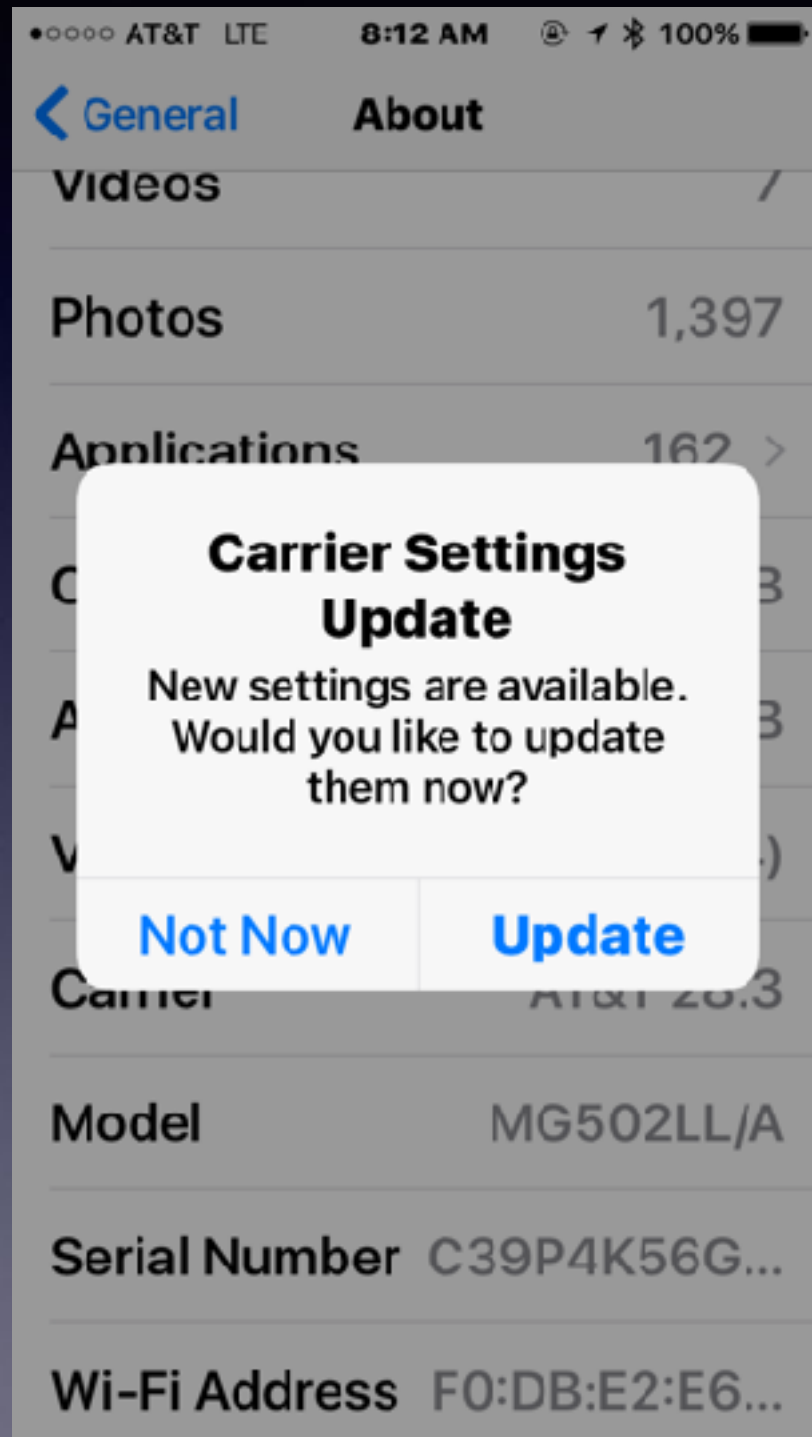
iOS 10 will soon be followed by [iOS 11](#), which we will see introduced at Apple's June [Worldwide Developers Conference](#) in San Jose, California. We still have several months to go until iOS 11 is released to the public, so there are likely to be continued iOS 10 updates.

IOS 10.3.2 Is Necessary!

Apple provides it free and for your benefit!



AT&T Carrier Update!



Saving Impt. Pics, Passwords, Info to Notes App.

Biggest lie: I can remember that!

Your Notes app is the place to keep data that are safe!

iPhone users must assume :


It is impossible to remember everything.

I may lose my iPhone.

I may damage my iPhone.

I may need to share my data.

Where Do You Keep Your Passwords?



Best Favor To/For Yourself!

Save your passwords (and other relevant data) in the Notes app.

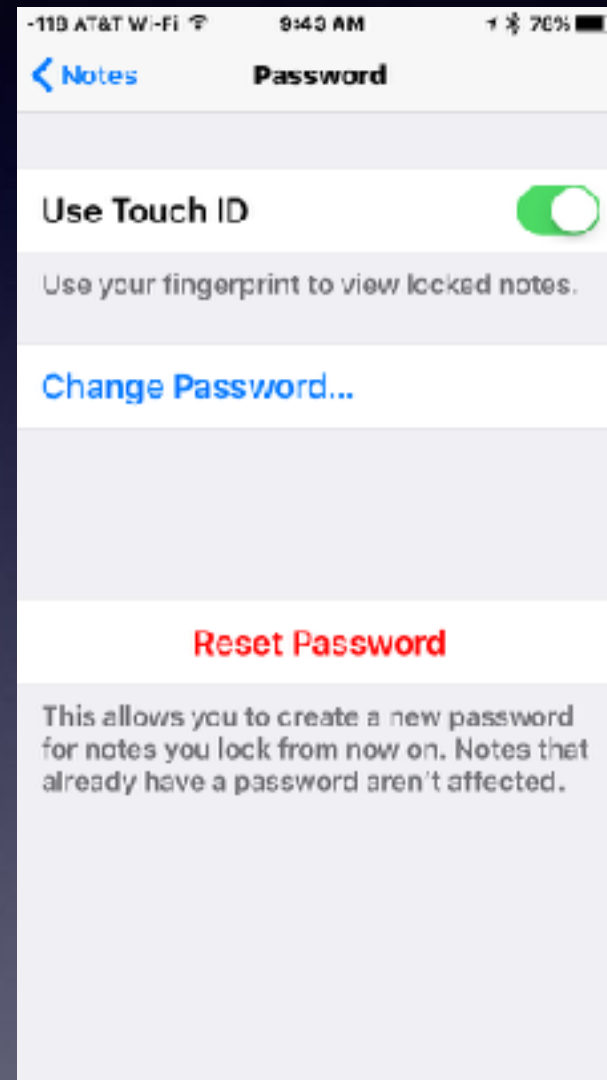
“No-one” can get your data if you have your iPhone / iPad “passcode locked.”

If you store your notes, pass-codes, passwords in iCloud notes; they are backed up to iCloud.

Which is more important to you: your device or what is on your device?

Locking Down Notes

<http://www.imore.com/how-to-lock-notes-password-touch-id-iphone-ipad>






Adding Security:

Allowing
someone
to access your
iPhone
but not your Notes.

Change Apple ID

<https://support.apple.com/en-us/HT202667>

 Mac iPad iPhone Watch TV Music Support  

Change your Apple ID

Follow these steps to change the email address that you use as your Apple ID.

- ### 1 Sign out of your Apple ID

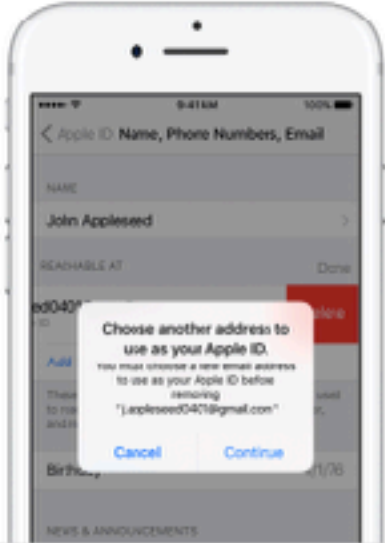
Sign out of [every Apple service and device](#) that uses your Apple ID.
- ### 2 Change your email address

You can change your Apple ID from your [account page](#) or from your iOS device with 10.3 or later.

From your Apple ID account page: Go to [appleid.apple.com](#) and sign in. In the Account section, click Edit. Under your Apple ID, click Change Email Address.

On your iPhone, iPad, or iPod touch: Go to Settings > [your name] > Name, Phone Numbers, Email. Next to Reachable At, tap Edit > Delete. Tap Continue and follow the instructions you see.

When you change your email address, you might be asked to answer one or more of [your security questions](#).


- ### 3 Verify your new email

After you enter the email address that you want to use as your Apple ID, a verification code is sent to you at that address. Enter the verification code from the email into the fields provided and start using your updated Apple ID. [Didn't get the email?](#)
- ### 4 Sign back in


[Sign back in to all Apple services with your new Apple ID.](#)

After you change your Apple ID, you need to use your new sign-in information with all Apple services that you use.

If all of your
content is tied
to an Apple ID
that ceases to
exist.
tdmill@cox.net
_____@clearwire.net

Create A New Apple ID!

(It's your email address)



The screenshot shows the Apple ID sign-in page in a web browser. The browser's address bar displays "Apple Inc. appleid.apple.com/#!5page=signin". The page features a navigation bar with links to Mac, iPad, iPhone, Watch, TV, Music, Support, and a search icon. Below the navigation bar, the "Apple ID" title is followed by "Sign In", "Create Your Apple ID", and "FAQ" links. The main content area has a background image of people using Apple products. It includes the "Apple ID" title, the subtitle "Manage your Apple account", and a sign-in form with fields for "Apple ID" and "Password". A "Remember me" checkbox and a "Forgot Apple ID or password?" link are also present. At the bottom, a section titled "Your account for everything Apple." explains that a single Apple ID and password provide access to all Apple services, with a link to "Learn more about Apple ID". Below this, a row of icons represents various Apple services: iCloud, App Store, Music, Books, Messages, FaceTime, and the App Store icon. A "Create your Apple ID" link is positioned at the bottom.

Apple ID

Manage your Apple account

Apple ID

Password

☐ Remember me

[Forgot Apple ID or password?](#)

Your account for everything Apple.

A single Apple ID and password gives you access to all Apple services. [Learn more about Apple ID](#)

[Create your Apple ID](#)

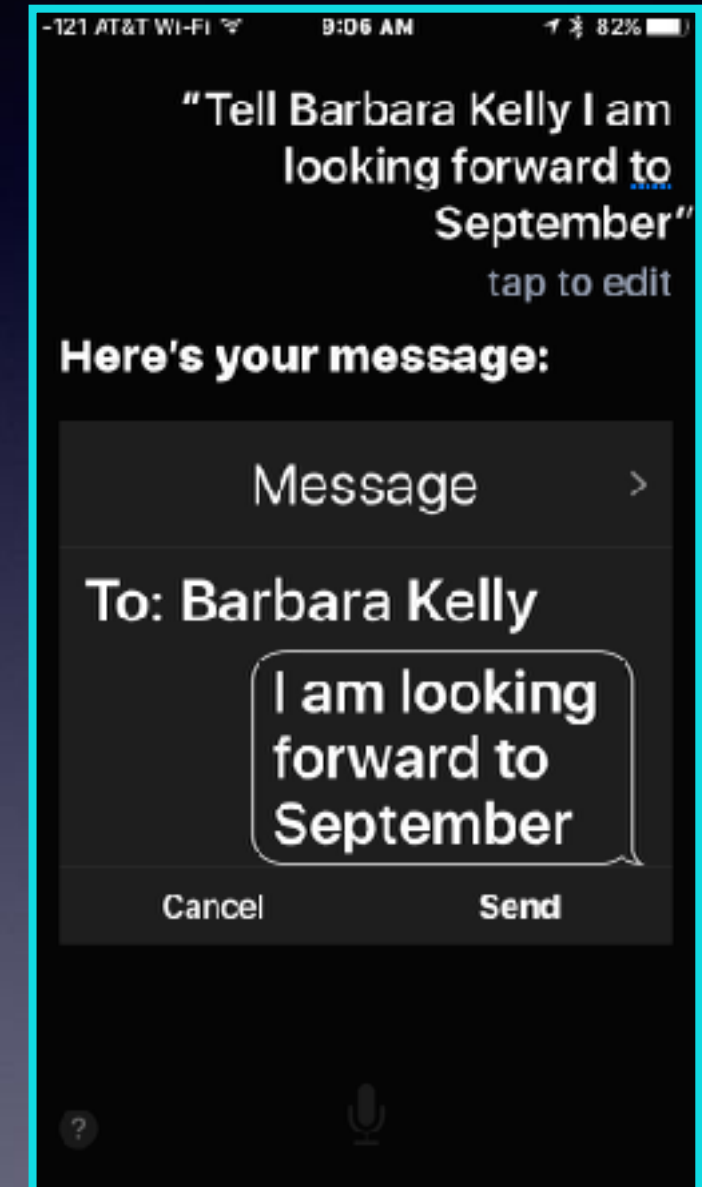
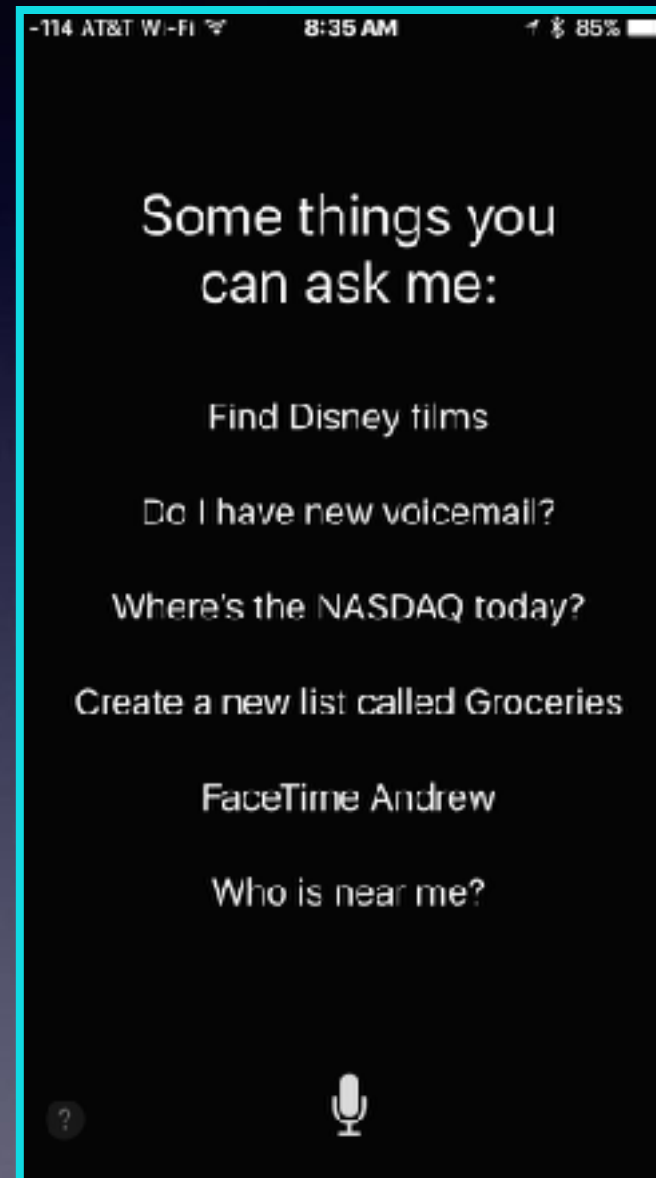
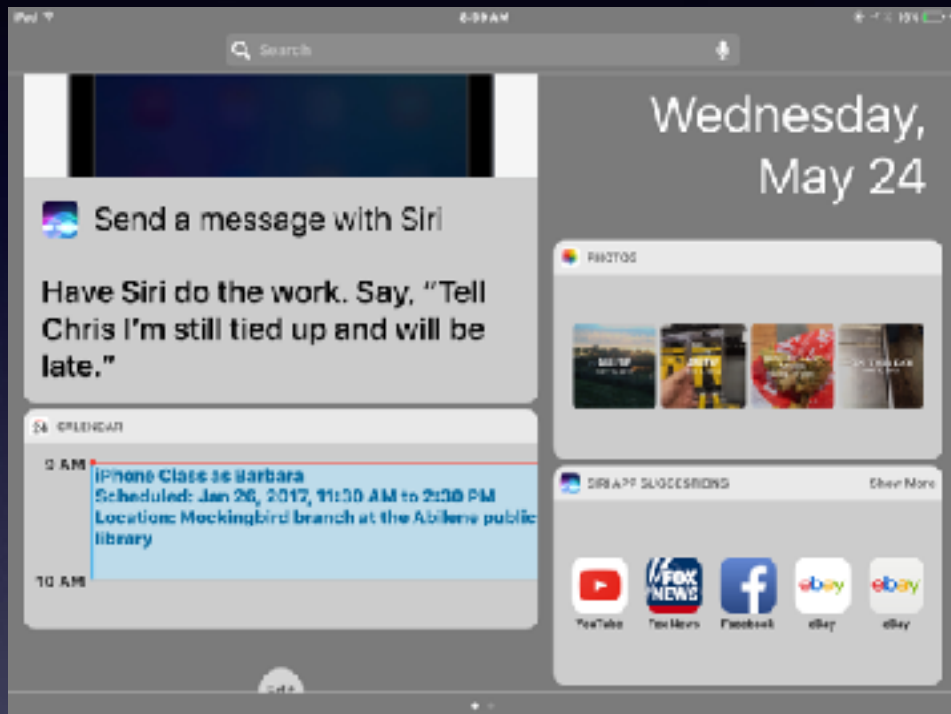
Add Photo Or Video To A Message!

Sending large files, large images and or video is not supported by most mail clients.



The Messages App will “transfer” large files with many data!

Let Siri Do The Work For You!



Fraud In My Email

☆ iCloud ▾

Mails

JCLAMM@ksu.edu

To: Tom Miller

Dear tdmill@me.com

Your Mail Outgoing and Incoming is blocked. Reason : Daily Mail Bounce Count Exceeds Limit [Bounce count=10]

Please follow the link below to unblock yourself:

[Update Now](#)

This is an automated message, please do not reply to this mail
iCloud Team 2017

Entering Pin Code For Debit Card!



VS

Apple Pay

<https://www.apple.com/apple-pay/where-to-use/>

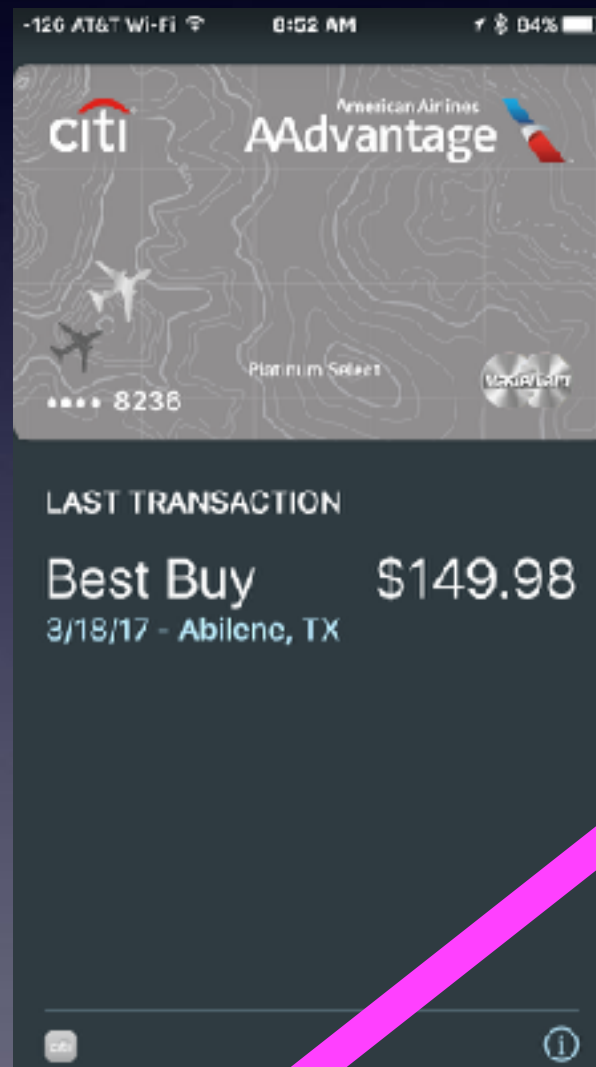

Use Apple Pay in these stores. And millions more.



Look for one of these symbols at checkout.



Using Apple Wallet and Apple Pay









Free Wi-Fi Hotspots!

Personal Info and clicking on links are dangerous things to do on public Wi-Fi hotspots.



It is becoming easier to steal info!
FF and the Romanian skimmers!


Keyloggers & Sniffers!



METRO

Modern-day 'Ferris Bueller' hacks into school's computers to change grades

By Kevin Sheehan and Bob Frederickis October 20, 2015 | 4:20pm



Daniel Soares
Wired.com

MORE ON HACKERS

Master list of 500 million leaked logins hits the web

Hackers can get rich using your computer — and you'd never know it

House majority leader 'jokes' about Putin paying Trump

Porn streaming at train station may be work of hackers: officials

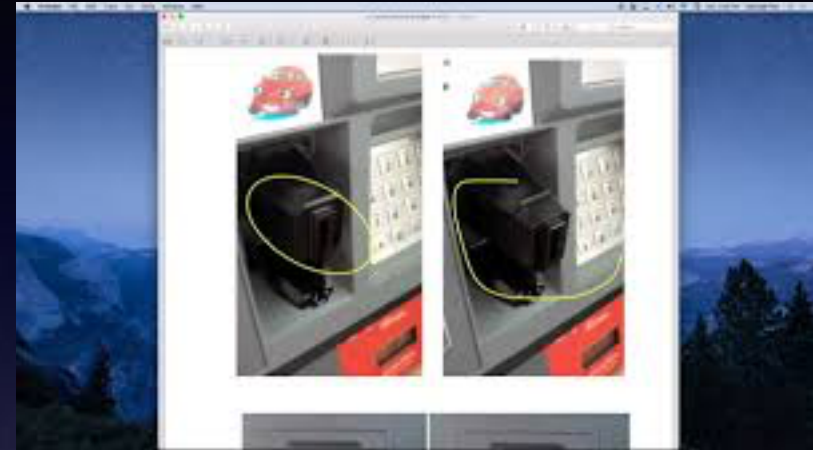
A Long Island teen hacked into his high school's computer system to inflate his grades — and mess up the schedules of 300 students before the first day of class, cops said Tuesday.

Commack HS senior Daniel Soares pulled off the high-tech caper by breaking into his school over the summer and placing a keylogger on a computer, Suffolk cops said.

The keylogger — types of which have been used by parents to secretly review their kids' online activity — captured every keystroke made by the computer's users, including log-ins and passwords, Detective Sgt. John Best, head of his department's Computer Crimes Unit, told The Post.

These are programs designed to hack personal info.

Credit Card / Debit Card Skimmers



Credit Card / Debit Card Skimmers

Gadgets, camera, wires, electronics are all hidden so that the front surface looks as if everything is factory set.



How Much Bad Info Is Circulated!

FB Willy Nelson and Mel Gibson Died!

**Arlen, TX is where the Cowboys do Spring Training.
TV program (Adult Swim)**

Where did you get that information?

Fake News

<http://www.npr.org/2016/12/14/505547295/fake-news-expert-on-how-false-stories-spread-and-why-people-believe-them>

If you get
your
nightly news
from
Facebook;
you may
be...

MEDIA

Fake News Expert On How False Stories Spread And Why People Believe Them

December 14, 2016 · 12:51 PM ET
Heard on *Fresh Air*



Craig Silverman of *BuzzFeed News* has spent years studying media inaccuracy. He explains how false stories during the presidential campaign were spread on Facebook and monetized by Google AdSense.

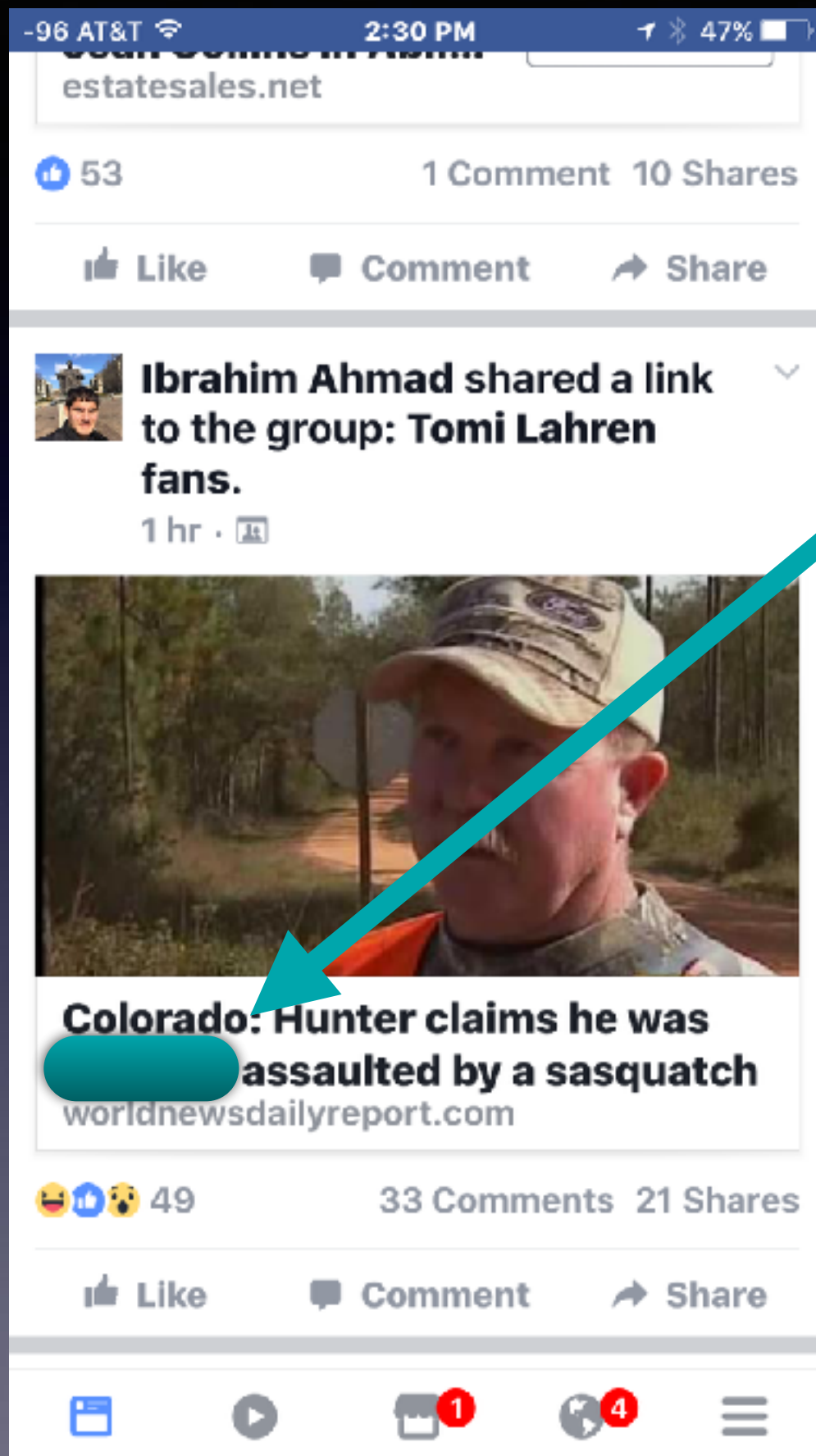
□ Transcript

DAVE DAVIES, HOST:

This is *FRESH AIR*. I'm Dave Davies in for Terry Gross. So do you remember reading that Hillary Clinton paid Jay Z and Beyonce \$62 million dollars for performing at a rally in Cleveland before the election? You might have, but the story is false, one of many posted on hyper-partisan websites and spread by aggressive social media campaigns during the presidential election.

Our guest, Craig Silverman, has spent much of his career as a journalist writing about issues of accuracy in media. He wrote a column for the Poynter Institute called *Regret the Error* and later a book of the same name on the harm done by erroneous reporting. He also launched a web-based startup called *Emergent* devoted to crowdsourcing the fact-checking of fake news.


He's now the media editor for the website *BuzzFeed*, and he spent much of this year writing about fake news, rumors and conspiracy theories that gained currency in the presidential campaign - where they came from, why they got so much engagement on social media and what should be done to reduce their impact on public discourse. I spoke to Craig Silverman yesterday.



Facebook Information!

News and Acquiring Of News

Not only is the iPhone my “source” for News
The iPhone provides me with different “sources” of news.



I can use “Notifications” to alert me of an event “happening!”

Is There A Need To Question The Validity of Everything?



PortraitPro Body



Our Town Is Being Destroyed! People Are Being Hurt and Killed!









Texting Must Stop!

Texas Bus Accident Caused By Texting Driver!

The driver of a pickup truck that crossed the center line and crashed into a church minibus in Texas told a witness that he had been texting while driving.

Jody Kuchler told The Associated Press he was driving behind the truck and had seen it moving erratically prior to the Wednesday collision on a two-lane road about 75 miles west (120 km) of San Antonio, near the town of Concan. Kuchler said the truck had crossed the center line several times while he followed it.

Kuchler said he called the sheriff's offices for both Uvalde and Real counties while he followed the truck and told them "they needed to get him off the road before he hit somebody."

Fox News

At least three calls were made to 911 dispatchers reporting an "erratic driver" prior to the accident, officials said.

Real County Constable Nathan Johnson says that the first call was made by a motorist who reported seeing the pickup truck driver operating the vehicle in an "erratic" way while traveling north on Highway 83.

At least one other call followed. Real County officers were out looking for the vehicle, but didn't see it. Johnson says another call came in to the Uvalde 911 dispatchers about the same vehicle.

The next call to emergency officials reported the crash between the minibus and the pickup truck.

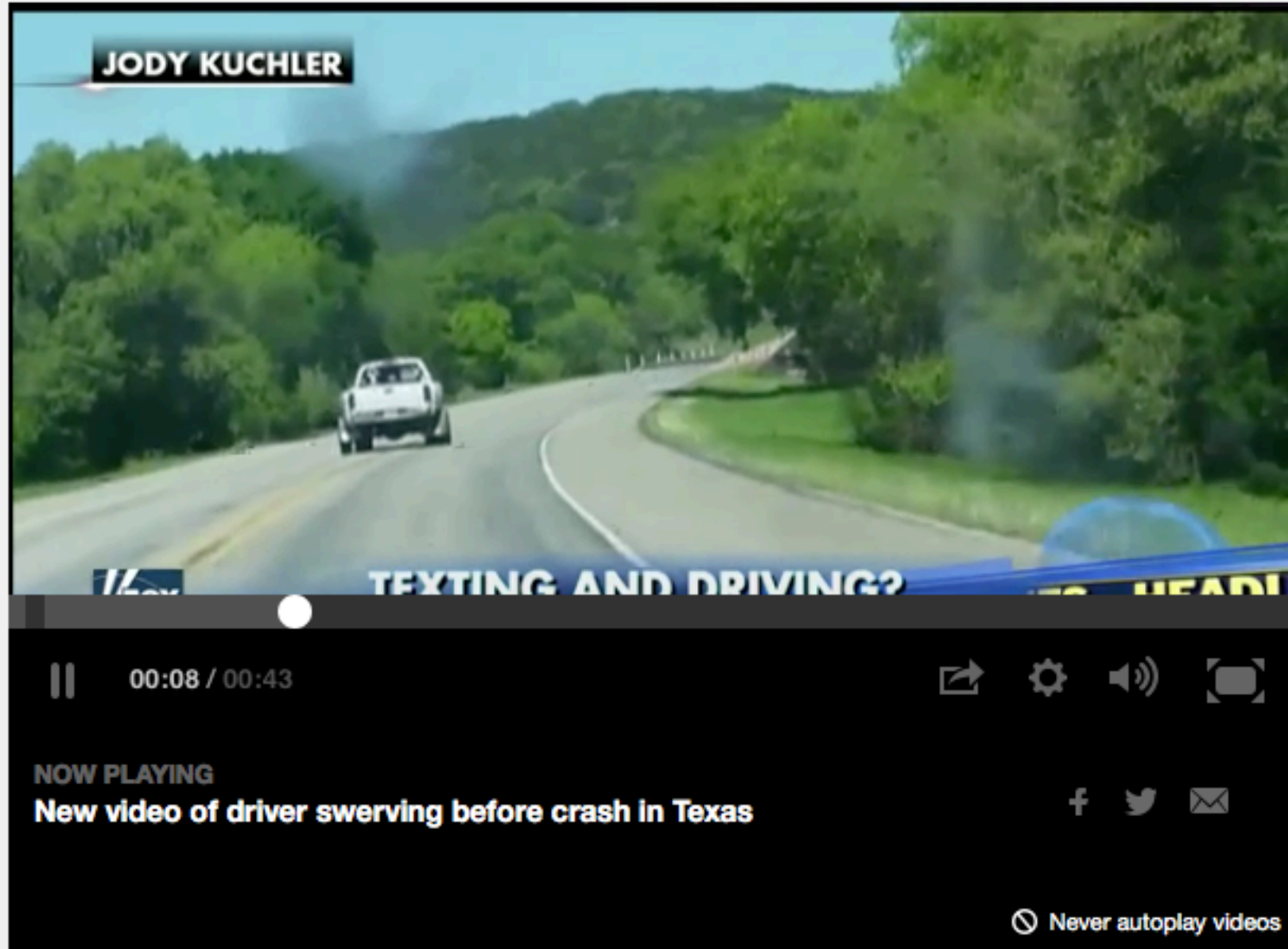
CNN

March 29, 2017

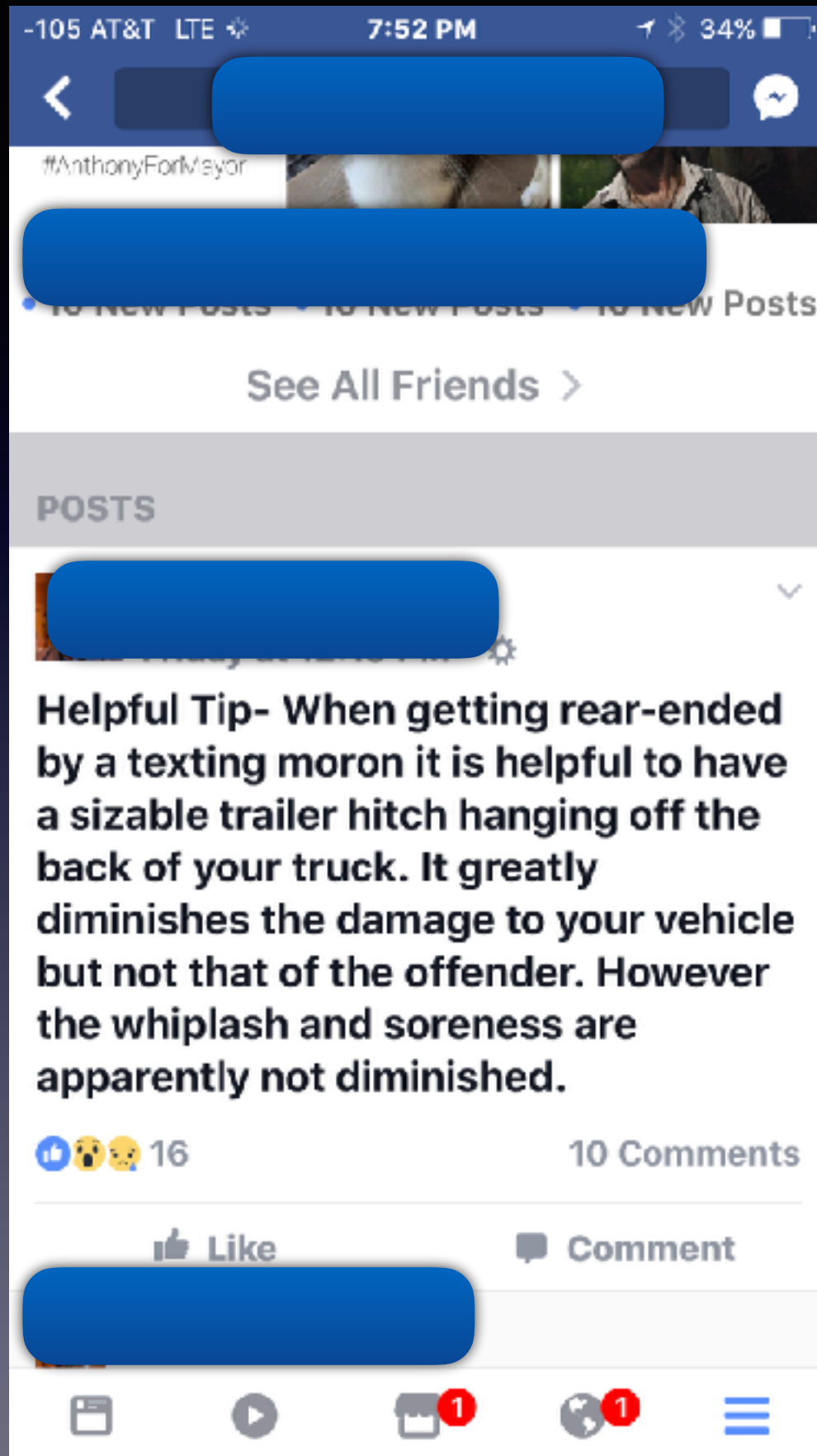


Driver Admits He Was On His Phone!

<http://www.foxnews.com/us/2017/04/02/texas-church-bus-crash-witness-account-highlights-dangers-texting-while-driving.html>

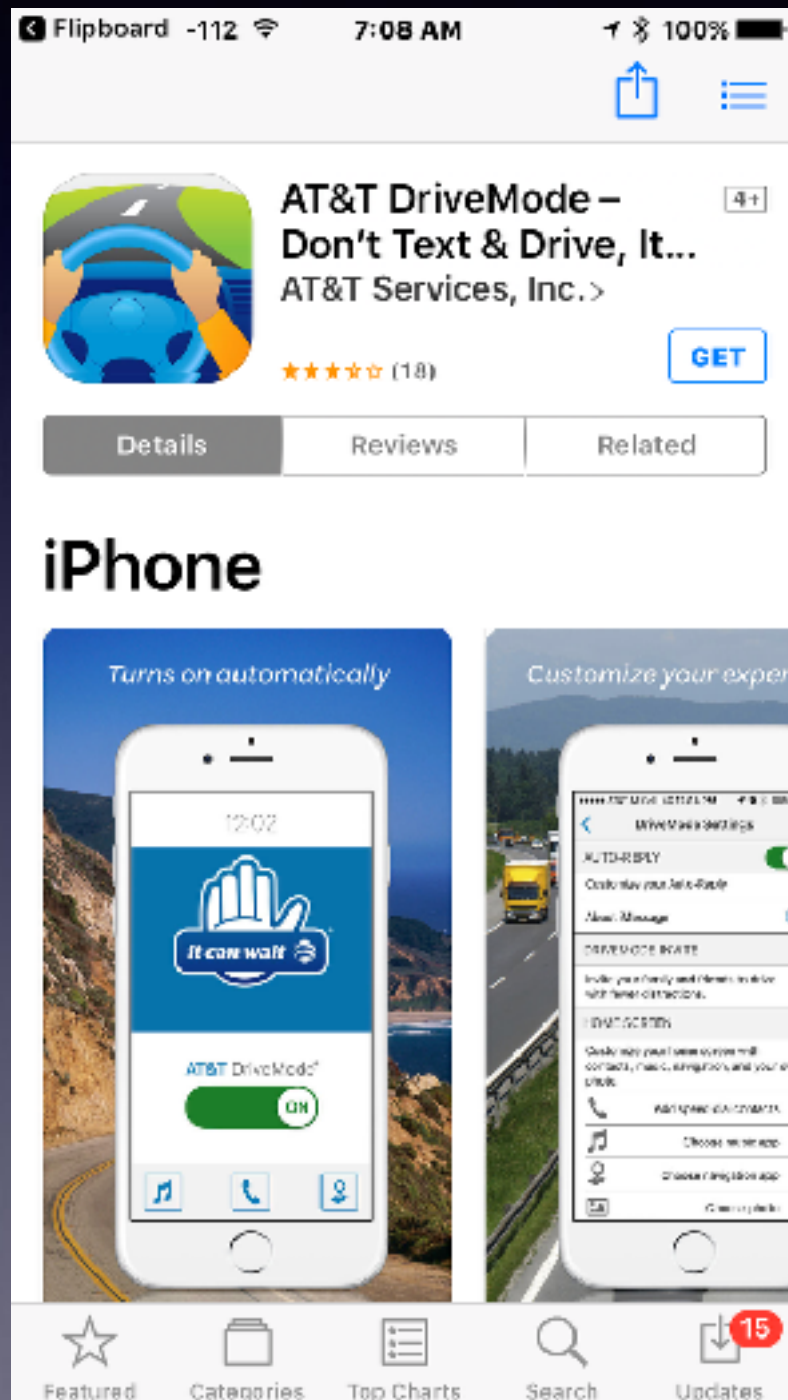


A witness who claims the driver of a pickup truck that collided with a church



Texting

AT&T Driving App



AT&T DriveMode – Don't Text & Drive, It Can Wait

[View More by This Developer](#)

By AT&T Services, Inc.

Open iTunes to buy and download apps.


[View in iTunes](#)

Free

Category: Productivity

Updated: Apr 04, 2017

Version: 1.0.10

Size: 14.4 MB

Languages: English, Spanish

Seller: AT&T Services, Inc.

© Copyright 2017, United
Efficiency, Inc.

Rated 4—

Compatibility: Requires iOS 8.0
or later. Compatible with
iPhone, iPad, and iPod touch.

Customer Ratings

Current Version:

★★★★ 16 Ratings

All Versions:

★★ 269 Ratings

More iPhone Apps by
AT&T Services, Inc.



AT&T Smart Limits™

[View in iTunes](#)



AT&T FamilyMap®

[View in iTunes](#)

Description

AT&T DriveMode® is a free app that allows you to silence incoming text message alerts and phone calls so you can stay focused while driving. The app turns on automatically when you're driving 15MPH or more and turns off shortly after you stop. Parents with young drivers can receive a text message if the app is turned off or if other safety

[AT&T Services, Inc. Web Site](#) • [AT&T DriveMode – Don't Text & Drive, It Can Wait Support](#) •

[...More](#)

What's New in Version 1.0.10

- Now streams music with Bluetooth® audio when DriveMode is engaged
- Allows you to silence incoming calls along with incoming alerts
- Enhancements to UI and bug fixes

iPhone Screenshots



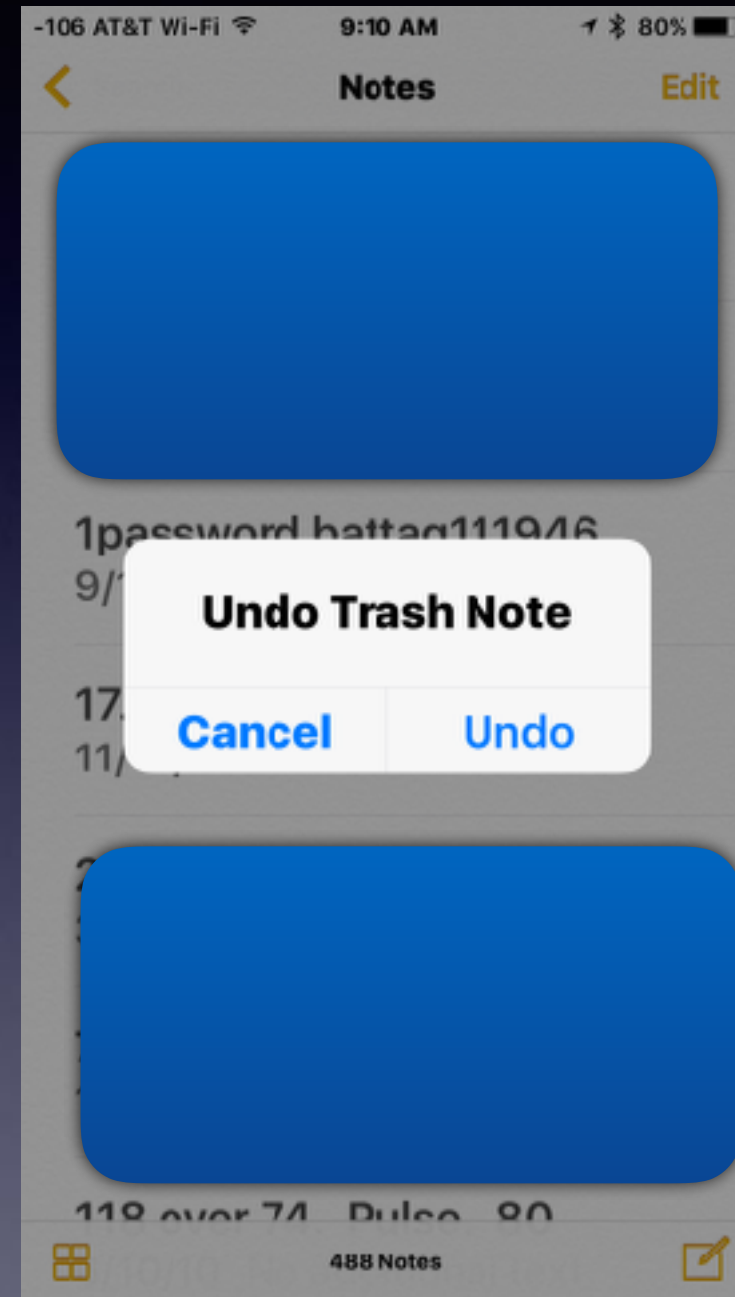
Customer Reviews

It works. I trust it with my kids and grandkids ★★★★★
by Zoe Granddad

Accidentally Delete Something?

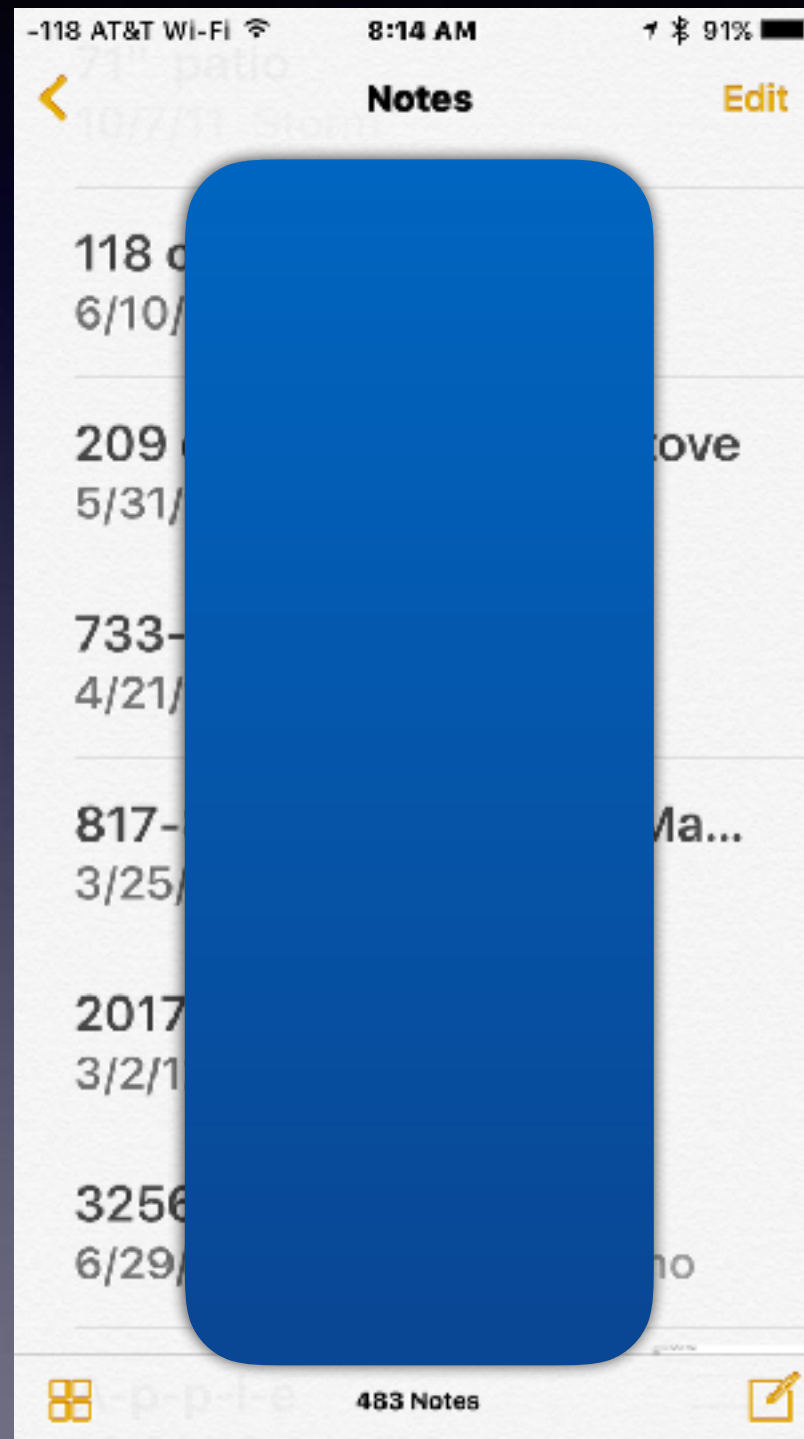
Shake to Undo!

The trashcan does not
always need to be
permanent.



Quick Trip To The Top

Just tap the date or right above the Title.



Find: My Phone My Friends My Car

All require Internet
All require Locations Services
turned on.
And the Maps App.

Google or Siri: How do I find my car on an iPhone?

Google Searching...

The screenshot shows a Google search interface. At the top, the Google logo is on the left, and the search bar contains the text "how do i find my car on iphone" with a magnifying glass icon on the right. Below the search bar, there are tabs for "All", "Videos", "News", "Shopping", "Images", and "More". To the right of these tabs are links for "Settings" and "Tools". Below the tabs, it says "About 181,000,000 results (0.91 seconds)".

The first search result is a featured snippet with the heading "When you're ready to go back to your car, follow these steps:". It contains a numbered list of four steps:

1. Open Maps.
2. Tap the Search field, then choose Parked Car from the suggestions list.
3. Tap Directions and choose Drive, Walk, Transit, or Ride.
4. Select the route that you prefer. When you're ready, tap GO.

Below the list, the snippet provides the source: "How to find your parked car with Maps on your iPhone - Apple Support" with the URL <https://support.apple.com/en-us/HT207227>. At the bottom right of the snippet are links for "About this result" and "Feedback".

The second search result is another link to "How to find your parked car with Maps on your iPhone - Apple Support" with the same URL. Below the link, it shows the date "Nov 8, 2016" and a brief summary of the steps.

The third search result is titled "How to use or enable/disable Parked Car alerts from Maps on iOS 10 ..." with the URL 5to5mac.com/2016/10/...how-to-use-turn-off-on-parked-car-alerts-maps-ios-10-iphone.... It shows the date "Oct 6, 2016" and a summary of the steps to toggle the alerts.

The fourth search result is titled "How to 'Find My Car' with iOS 10 — Apple World Today" with the URL <https://www.appleworld.today/blog/2016/9/18/how-to-find-my-car-with-ios-10>. It shows the date "Sep 16, 2016" and a summary of the feature.

The fifth search result is titled "How To Find Your Parked Car Using Maps App In iOS ... - iPhone Hacks" with the URL www.iphonehacks.com/2016/09/find-parked-cars-maps-app-ios-10.html. It shows the date "Sep 10, 2016" and a summary of the feature.

The sixth search result is titled "Inside iOS 10: Apple Maps will remember where you parked your car" with the URL appleinsider.com/.../inside-ios-10-apple-maps-will-remember-where-you-parked-your-.... It shows the date "Jun 14, 2016" and a summary of the feature.

“Searching” With The iPhone / iPad

Where to search

Siri, Safari Search, Google Search, Spotlight search, Search with Apps.

Siri: find pictures of dogs.

Open Photos app and use the spy glass: find dogs.


Safari: search for the largest dog breed.

Google: what is the most popular dog in the US.

Spotlight search: dog on TV, texts, emails, dog related.

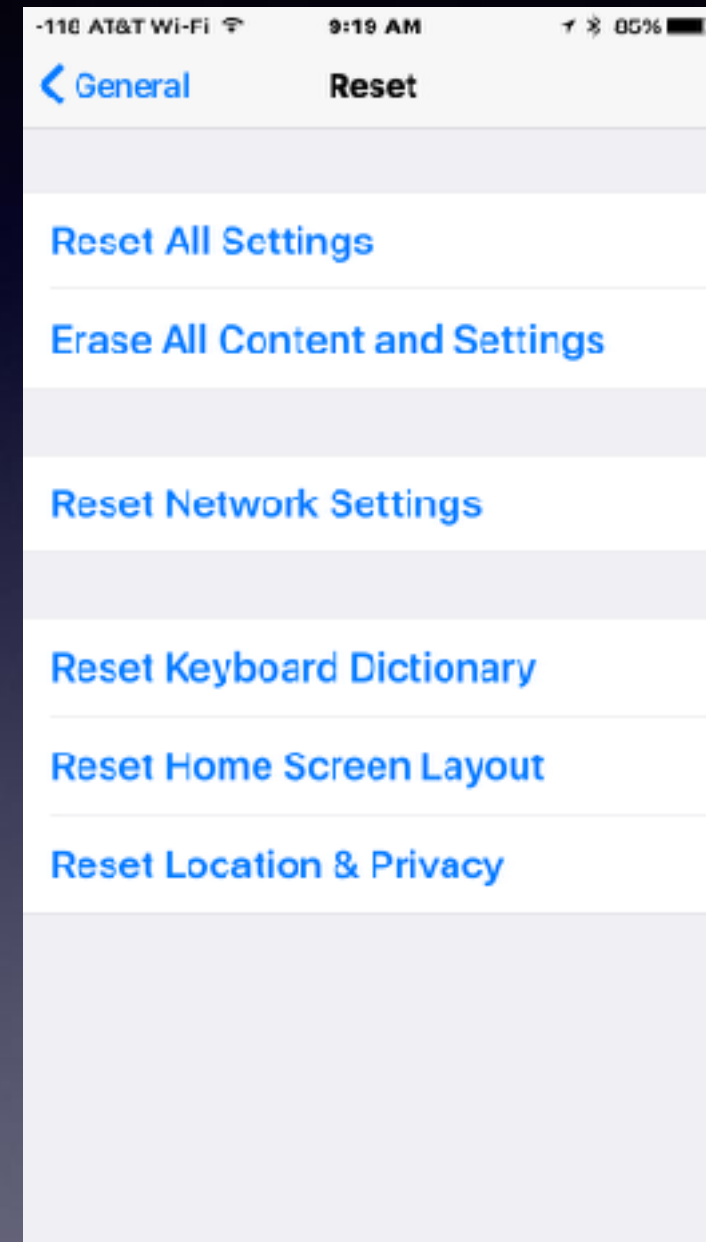
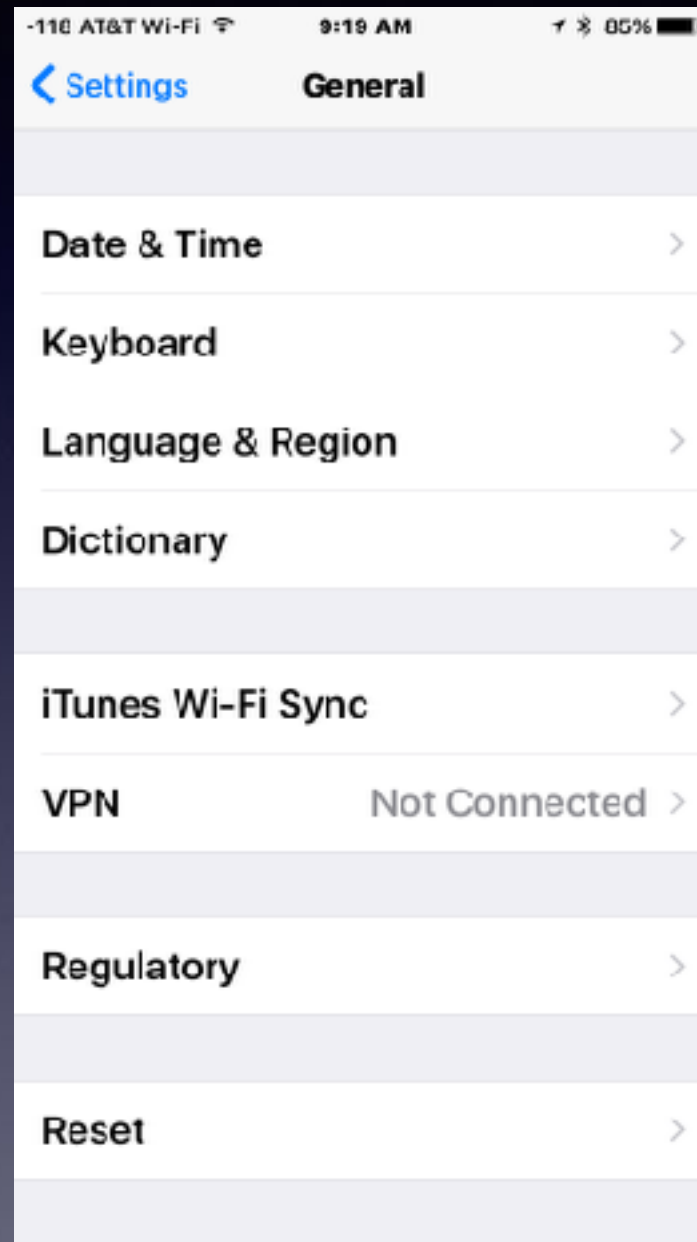
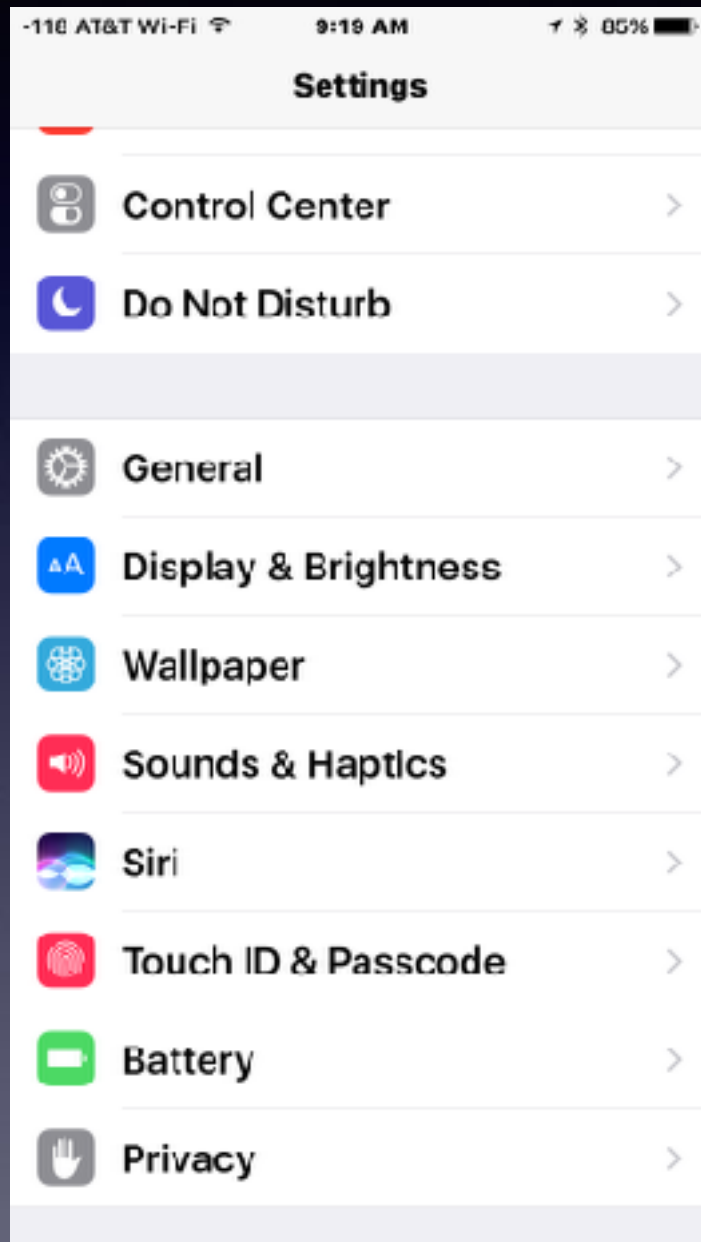
Burst Mode VS Photo

Use a moving subject or moving camera!



Use photo mode
Hold the shutter
Notice to left number of photos
Go to bottom and choose “select.”

Use The Reset Features




Google VS Siri

Which is better?

Search which is better siri or google

YouTube Search

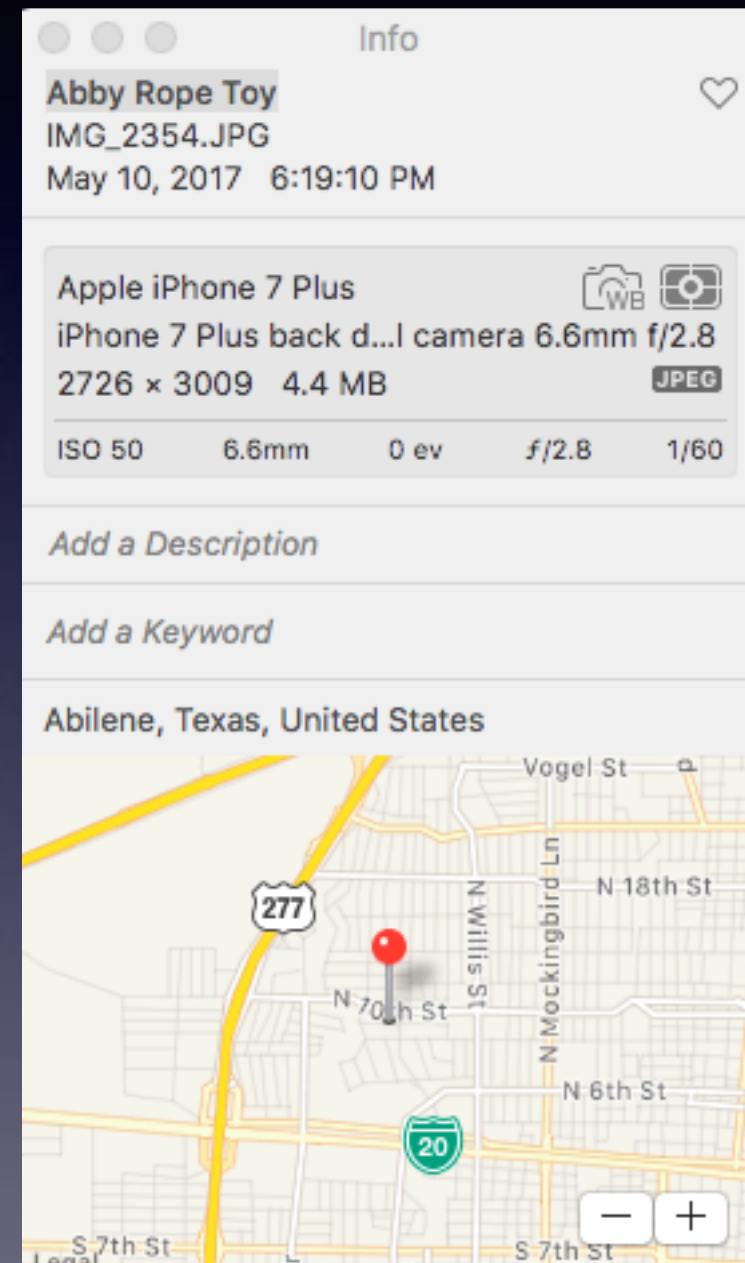


c|net

3:50 / 7:39

Google Now vs. Siri: The results speak for themselves

Viewing Photo Name Under Image in the Photos App!



Metadata

