

# iPhone, iPad & Mac Basics



Sept. 27, 2018



## Welcome

A class for all levels of understanding!

# Abilene Public Library



# Learning Is Hard!






# tommillermachelp.com

## Tom Miller Mac Help

iPhone, iPad, Apple Watch and Mac Help

[Home](#)[About Me](#)[Contact Me!](#)[Blog](#)

Should I close apps to save battery life? Should I close apps on my iPhone and iPad to save battery life? I think the past always held the answer that it should be done. Close the apps was ... [Continue Reading](#) →



## Home

Home

### ARCHIVE

- [January 2018](#)
- [December 2017](#)
- [November 2017](#)
- [October 2017](#)
- [September 2017](#)
- [June 2017](#)
- [May 2017](#)
- [April 2017](#)
- [March 2017](#)
- [February 2017](#)
- [January 2017](#)
- [December 2016](#)

## Leave A Comment

Comment

**You can leave a comment or ask a question!**



# Our Purpose!



**Two Fold:**

**Present material that is relevant.**

**Appeal to most of the people here!**



# Hoping To Remove These!





# Would You Turn Off Your Ringer?

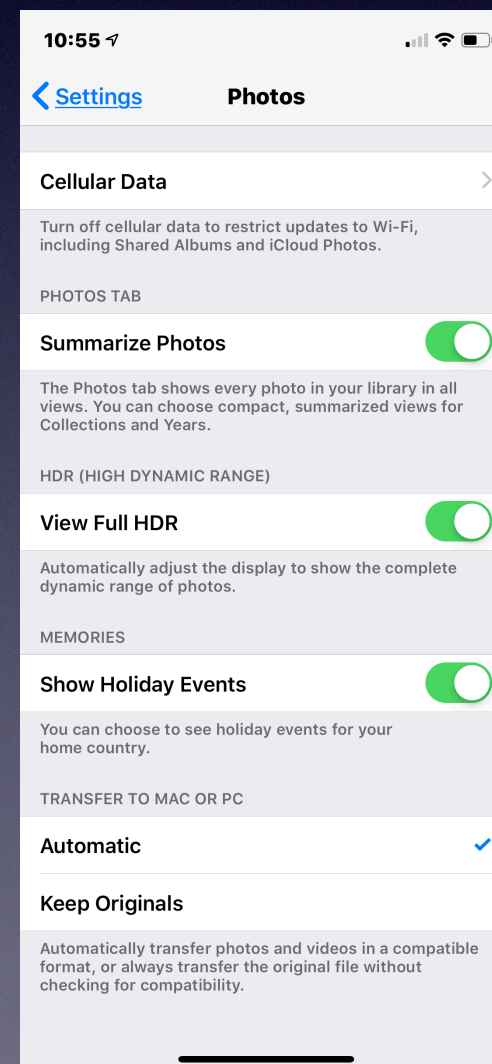
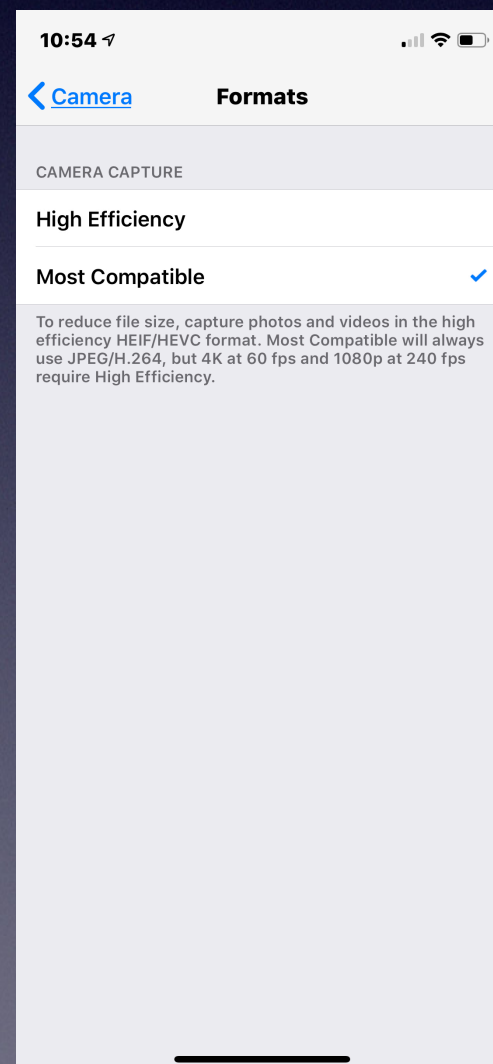




# Photos Are In .HEIC Format.

Name	Date Modified	Size	Kind	Date Added
IMG_2656.JPG	Today at 10:50 AM	2.5 MB	JPEG image	Today at 10:51 AM
IMG_2655.HEIC	Today at 10:46 AM	1.4 MB	HEIF Image	Today at 10:46 AM
IMG_6573.HEIC	Today at 10:45 AM	1.9 MB	HEIF Image	Today at 10:45 AM
IMG_2653.HEIC	Today at 10:23 AM	1.1 MB	HEIF Image	Today at 10:43 AM
IMG_2652.HEIC	Today at 10:23 AM	1.4 MB	HEIF Image	Today at 10:43 AM
IMG_2651.HEIC	Today at 10:22 AM	1.4 MB	HEIF Image	Today at 10:43 AM
IMG_2650.HEIC	Today at 10:22 AM	1.5 MB	HEIF Image	Today at 10:43 AM
IMG_2649.HEIC	Today at 10:22 AM	1.1 MB	HEIF Image	Today at 10:43 AM
IMG_2648.HEIC	Today at 10:22 AM	978 KB	HEIF Image	Today at 10:43 AM
IMG_2647.HEIC	Today at 10:21 AM	1.2 MB	HEIF Image	Today at 10:43 AM

Settings  
Camera  
Format



Settings  
Photos  
Transfer  
to Mac or  
PC  
Automatic



**Call me!\***

**Text me!**

**Email me!**



**\*Call me anytime as long as you do not begin the conversation with, "I know this may be a dumb question..."**

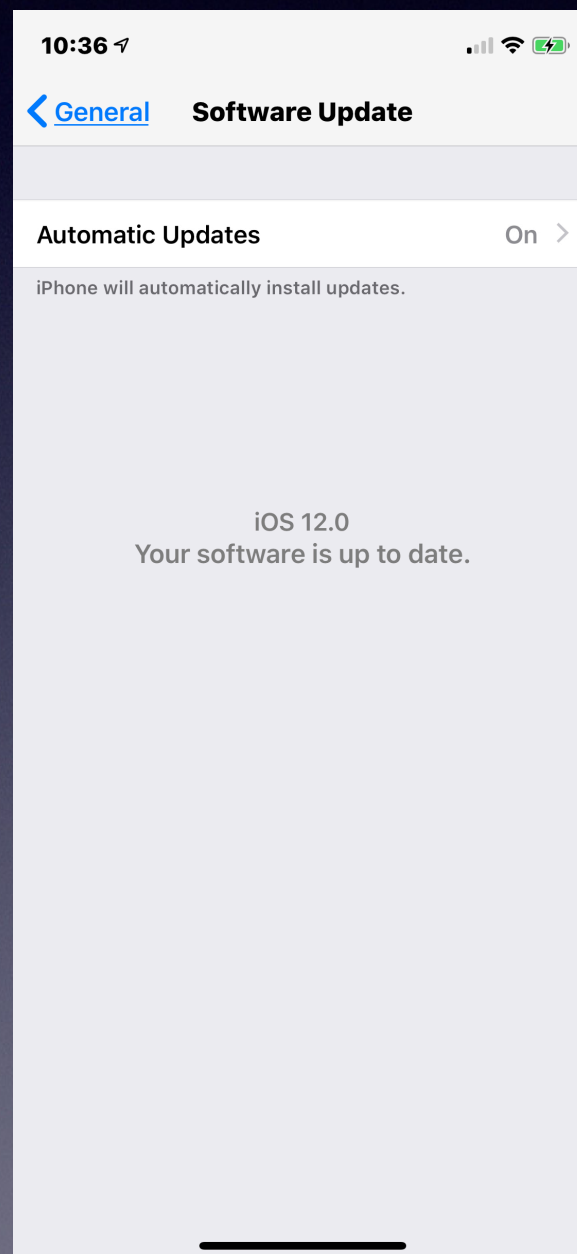
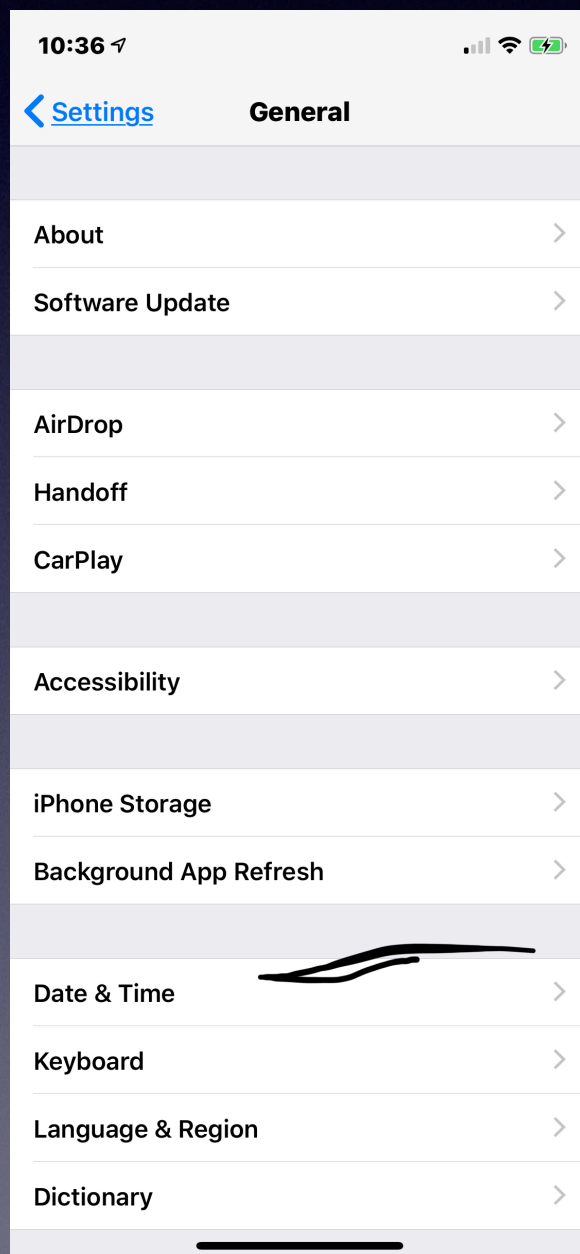
**SERIOUS**

**Some asked me if I were serious! Yes, yes, yes, yes!**



# Most Of You Know That IOS 12 Is Available For Download!

Just as I am learning how to use my iPhone & iPad Apple has released a new operating system!



Better security  
Fixes bugs  
New features



# Is iOS 12 Worth It?

## 1. 7 Reasons You Should Update to iOS 12 – The Pros

- Faster and More Responsive Performance. ...
- Custom Shortcuts in Siri. ...
- Time Control in Screen Time. ...
- Grouped Notification. ...
- New **Do Not Disturb**. ...
- Animoji and Memoji in Messages. ...
- Group FaceTime. ...
- You May Get Some **Problems** After **iOS 12 Upgrade**.

More items...



Apple iOS 12 Pros and Cons: Should I Update to iOS 12? - iMobie

<https://www.imobie.com/support/should-i-update-to-ios-12.htm>

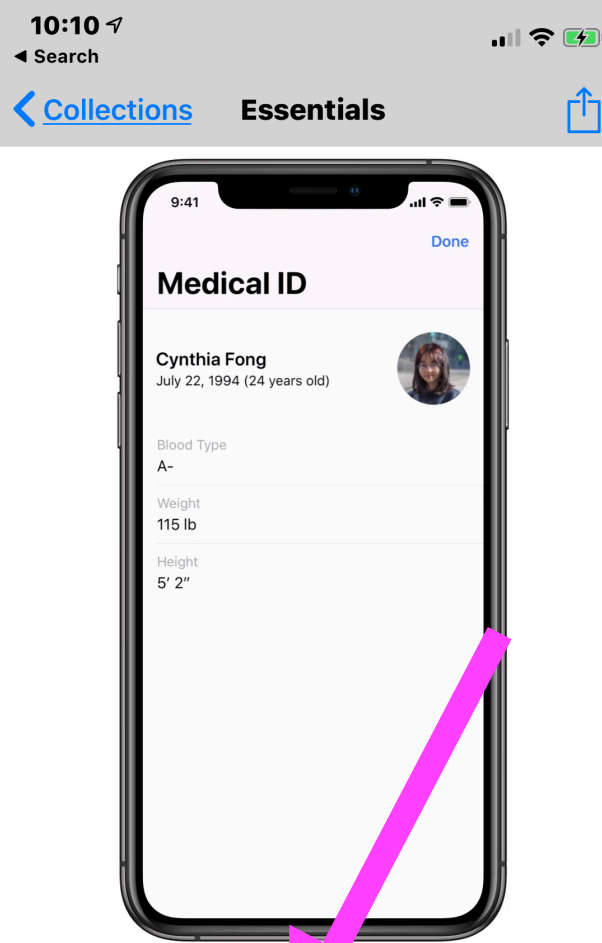
*Not everyone is happy:*

<https://www.youtube.com/watch?v=igm1kt2wSSM>



# How Great Is My iPhone!

Use Medical ID app so first responders can access your medical information!



**Medical ID**

Cynthia Fong  
July 22, 1994 (24 years old)

Blood Type  
A-

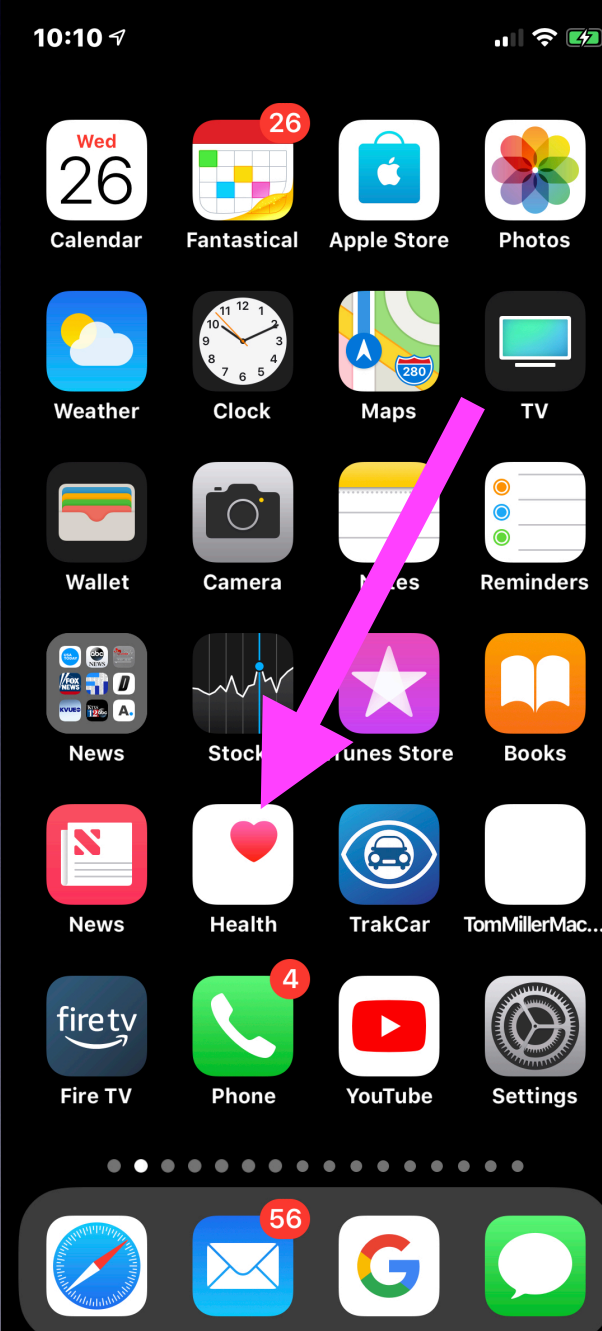
Weight  
115 lb

Height  
5' 2"

**Just in case**

In an emergency, first responders can access important medical information without needing your passcode. To provide your info — such as medications you take — open the Health app and fill out your Medical ID.

5 of 7



10:10

Calendar, Fantastical, Apple Store, Photos, Weather, Clock, Maps, TV, Wallet, Camera, Notes, Reminders, News, Stocks, iTunes Store, Books, News, Health, TrakCar, TomMillerMac..., Fire TV, Phone, YouTube, Settings



10:11

September

Wednesday, Sep 26, 2018

Activity

Activity Today at 10:07 AM

Move 83/640 CAL

Exercise 0/30 MIN

Stand 4/12 HRS

Active Energy 83.4 kcal Today at 10:06 AM

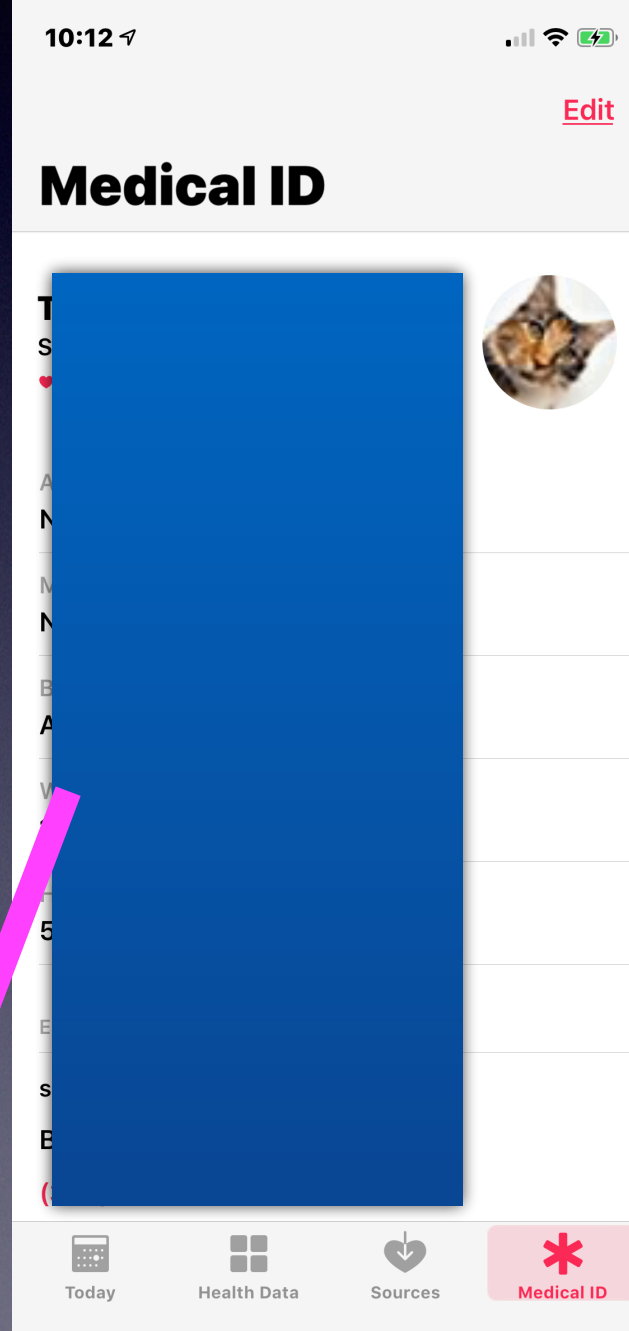
Stand Hours 4 hr Today at 10:00 AM

Resting Energy 757 kcal Today at 9:58 AM

Walking + Running Distance 0.35 mi Today at 9:54 AM

Steps 709 steps

Today, Health Data, Sources, Medical ID



10:12

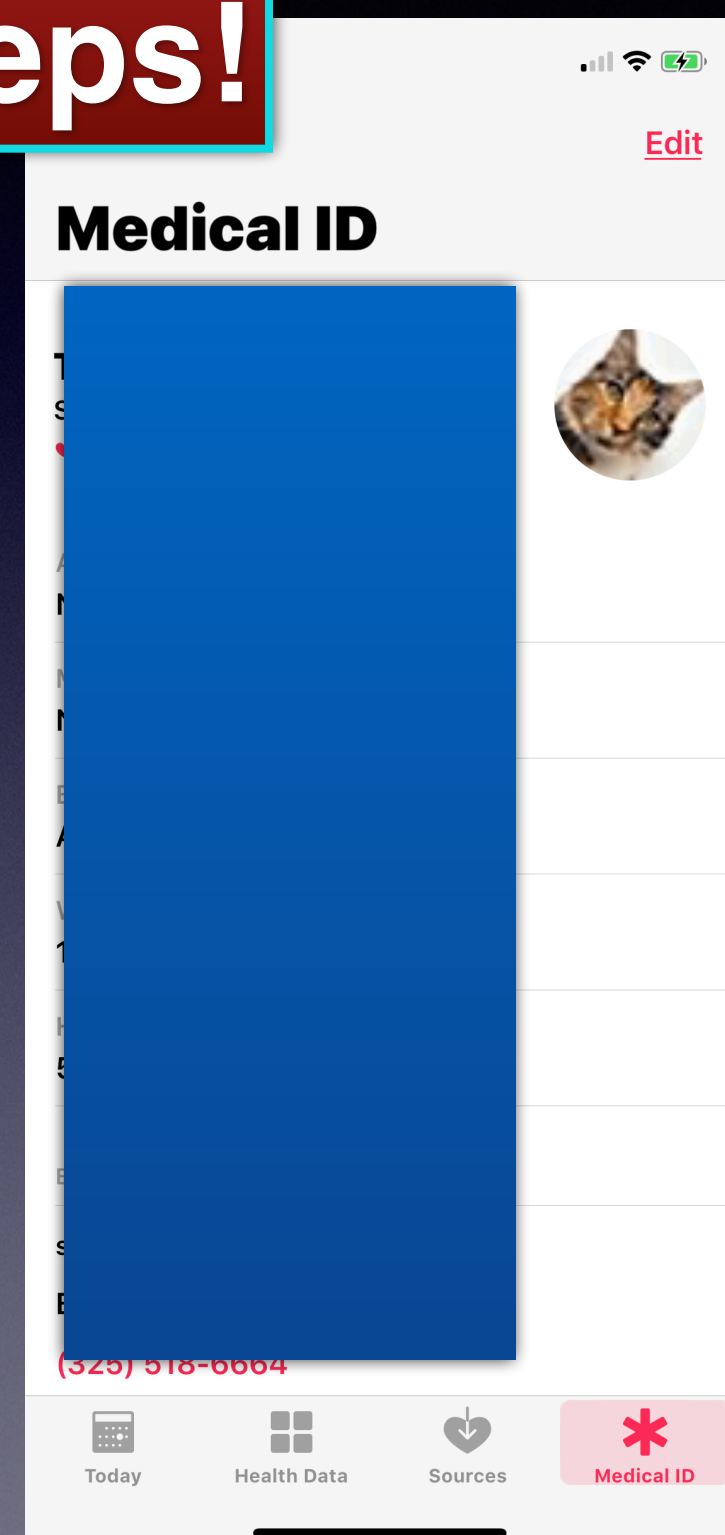
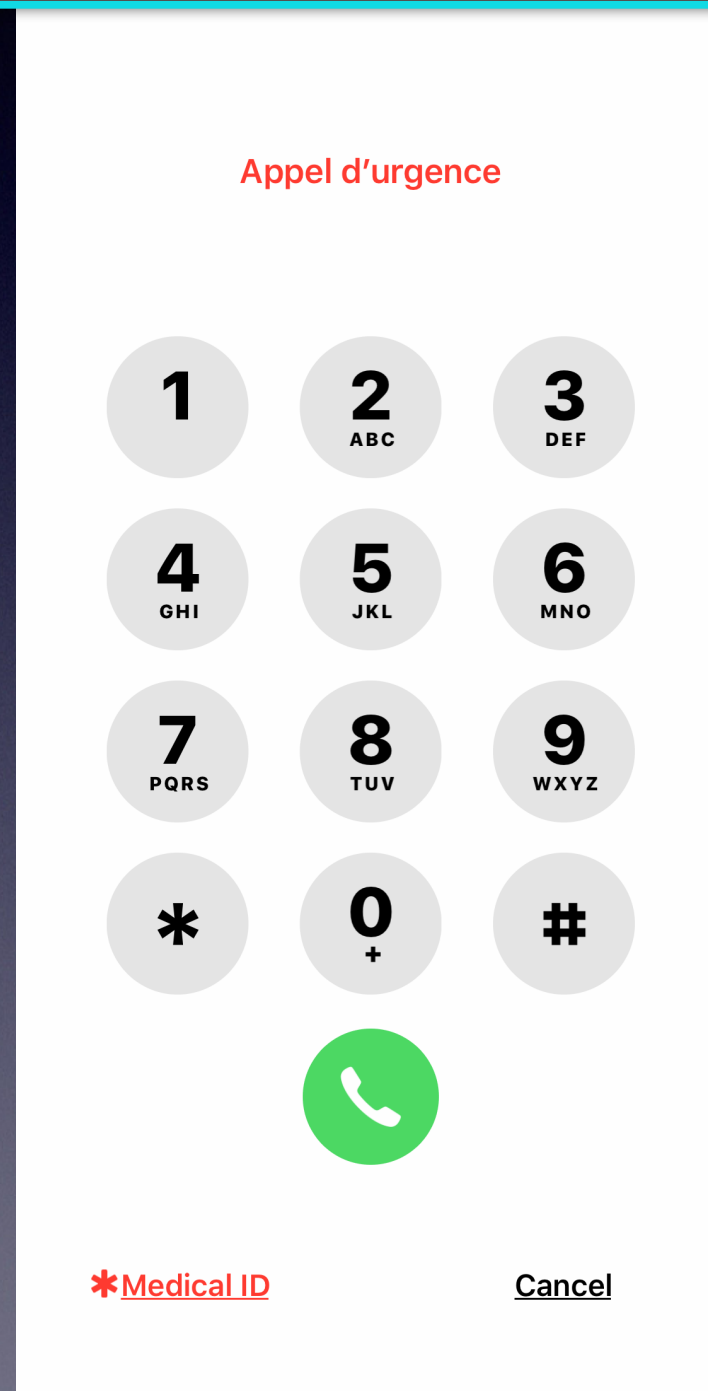
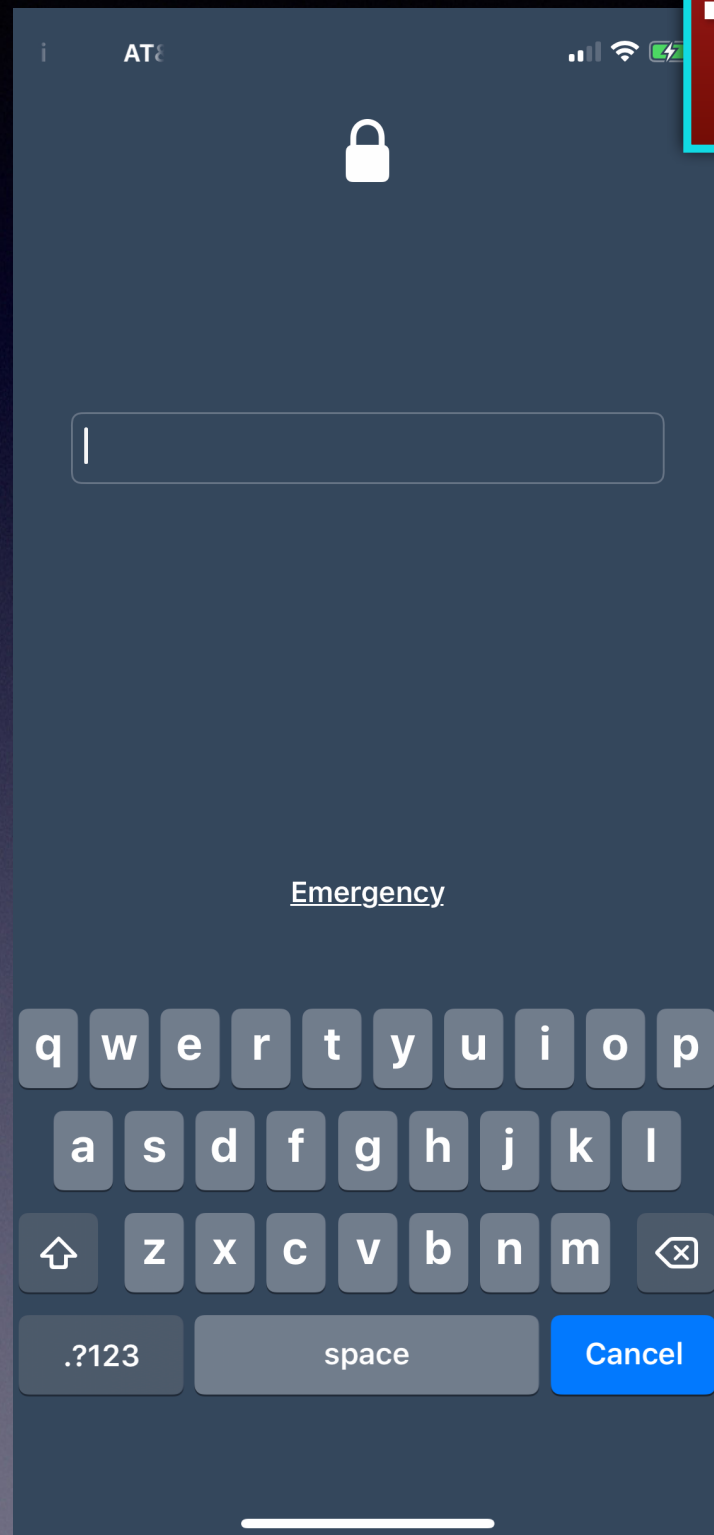
Medical ID

Today, Health Data, Sources, Medical ID



# How Do First Responders Get Into Your iPhone Assuming It Is Locked?

Three easy steps!





# IOS 12 Update Coming Soon!

TECH • GADGETS

## Your iPhone Will Soon Send Your Exact Location to First Responders When You Call 911



By **CIARA NUGENT** June 18, 2018

iPhones will soon automatically share your location with first responders when you call 911, thanks to a new partnership between Apple and startup **RapidSOS**.

Under the new system, iPhones will send their exact location to a RapidSOS dispatcher, which will then forward the coordinates to local emergency response centers. That should make it easier for ambulances and paramedics to reach callers and shave precious minutes off response times, **potentially saving 10,000 lives per year**, according to federal regulator estimates.

The new feature will be packaged as part of iOS 12, an **iPhone software update due later this year**.


Yes!

You trade **privacy** for features that will help you, make life safer, make life simpler, make life more enjoyable, make you live longer!

You May Like by Outbrain

8 Secret Features of the iPhone XS

by Forbes | Sponsored

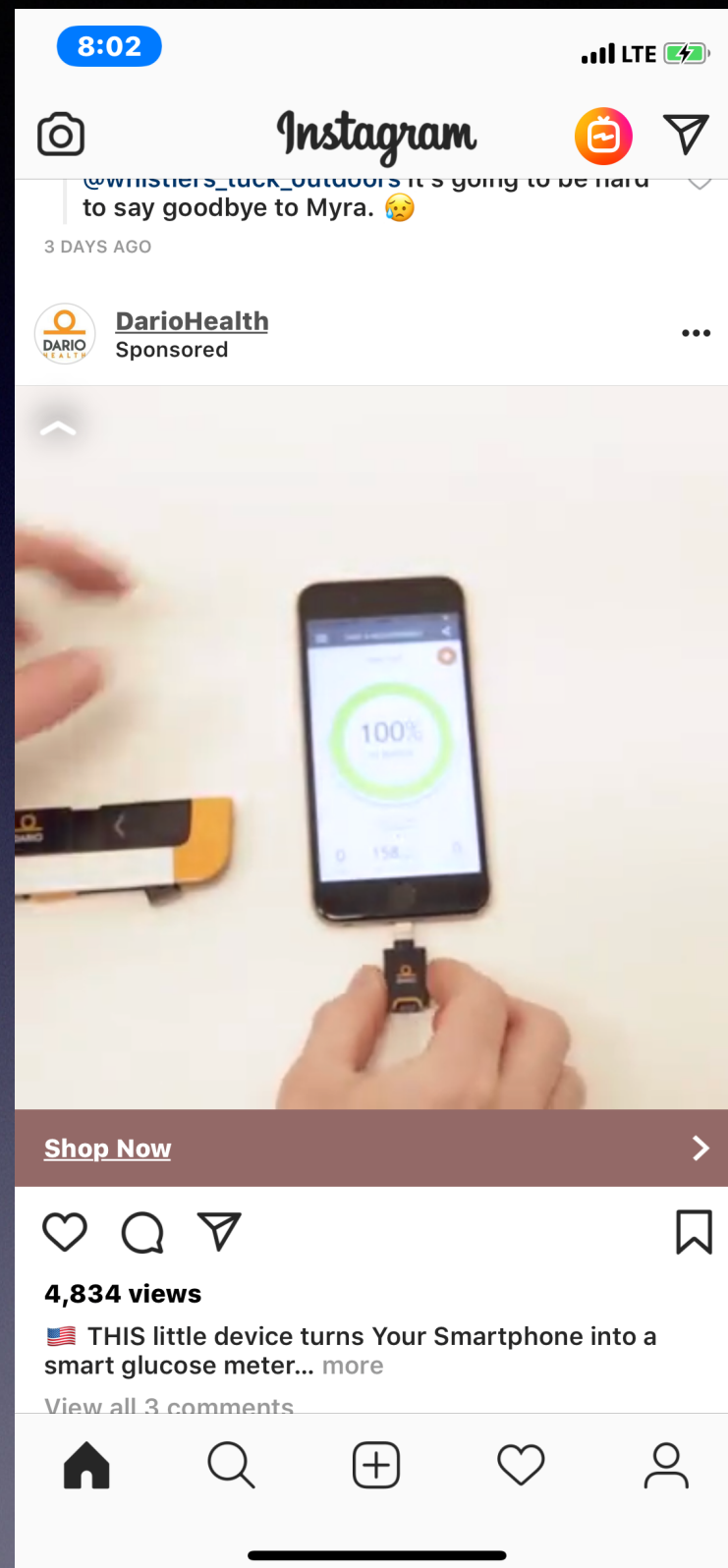


Play Your Favorite Card





# How Great Is My iPhone!



Use your iPhone as a glucose meter!



# The “Measure” App!

<https://www.imore.com/how-use-measure-app-ios-12>

WHO NEEDS A TAPE MEASURE?

## How to use the Measure app in iOS 12

Ditch the ribbon and pull out your iPhone the next time you need to measure something!

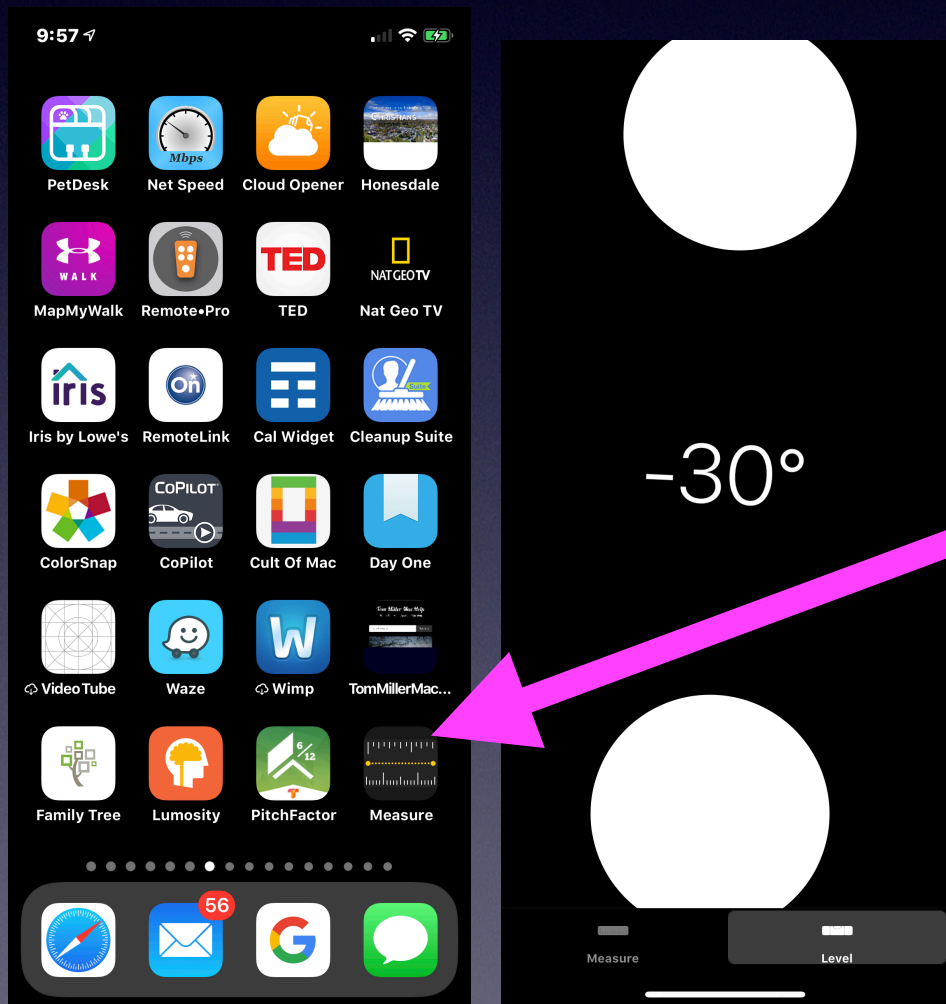
LUKE FILIPOWICZ 19 Sep 2018



**M**oving into a new space and wondering if your old desk will fit? Most people would suggest you measure the desk with a measuring tape, but if you're running iOS 12 you don't need even need that!



# Level and Measure





# FaceTime With 32 People!



**Your entire family  
in one room!**



# I Should Mention The Apple Watch!

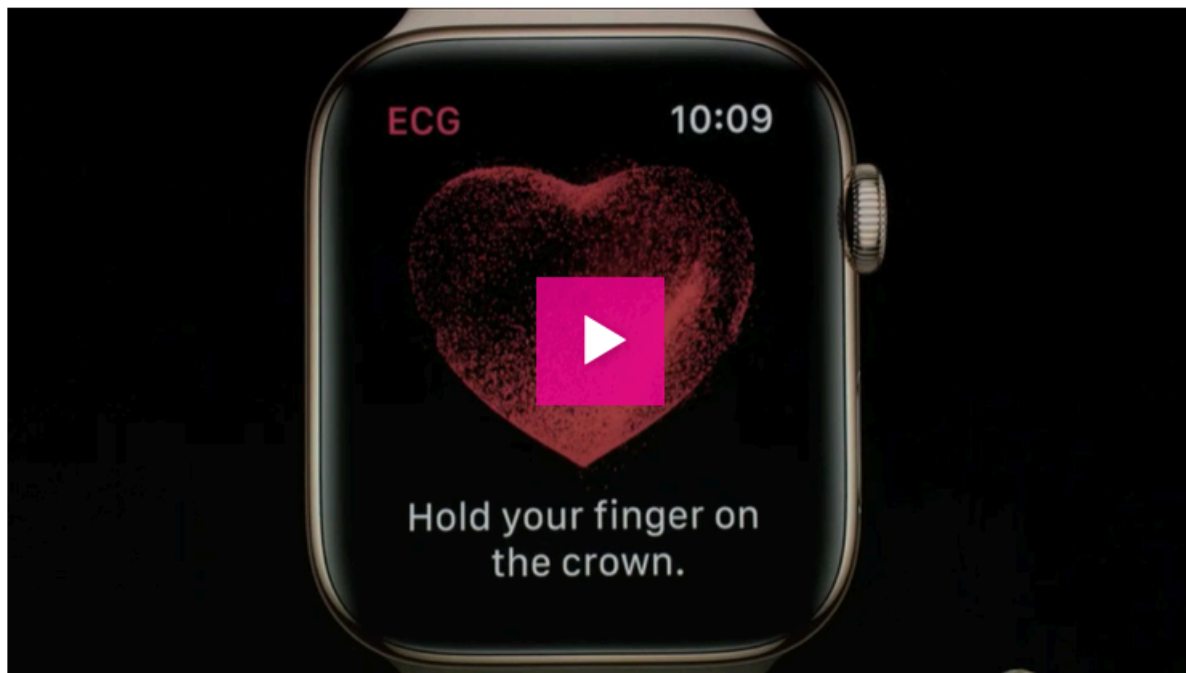
## EKG

### Why an Apple Watch with EKG matters

The FDA has approved the EKG feature, meaning the Watch can be used as a medical device

By Angela Chen | @chengela | Sep 12, 2018, 1:27pm EDT

f t SHARE



A vertical advertisement for Philips. At the top is the Philips logo. Below it, the text reads 'Seamless care pathways. Optimized length of stay.' There is a red button with the text 'Learn more &gt;'. At the bottom, it says 'innovation + you'.

A close-up of a hand holding a smartphone. The screen shows a social media feed with various posts, including one with a plant and another with a person's face. Below the image, the text reads 'The end of Instagram a'.

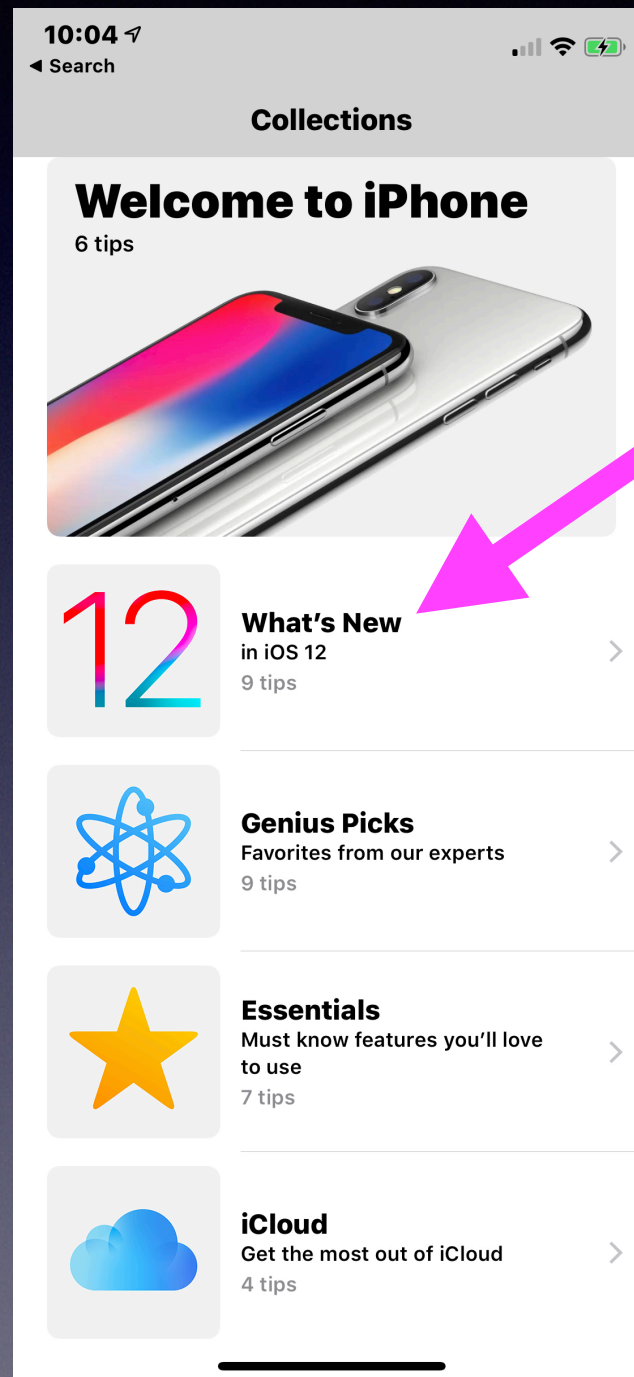


The Apple Watch Series 4 will include a more advanced heart-monitoring technology called electrocardiogram. This feature has received clearance from the US Food and Drug Administration, meaning it can be used as a medical device — a move that is part of Apple's increasing push to brand the Watch as more than a fitness device.

The Apple Watch Series 4 is the first major design overhaul of the Watch since its debut more than three years ago. The existing Apple Watch already had a way to measure heart



# What's New In IOS 12?





# You Can Learn How To Use Your iPhone, iPad or Mac Computer!

Ask Google any question!



How do I learn to use my iPhone?



# How To Set Up Your New iPhone!

**iMore**

MEET YOUR NEW IPHONE

## Beginner's guide: How to set up and start using your new iPhone

If you just got your first iPhone, Welcome to the Apple ecosystem. We're here to help!

LORY GIL 21 Sep 2018

1



<https://www.imore.com/iphone-beginners-guide>

**W**hether you just bought the brand new iPhone XS or iPhone XS Max, or an older version of Apple's flagship phone, there are a few steps you have to take to get set up and start using your iPhone. We take you through the process starting with "Hello," and have user guides for some of Apple's built-in apps, like Messages, FaceTime, Mail, and more. Plus, find out how to get apps, games, movies, music, and more right on your iPhone.

If this is your first Apple device, congratulation and welcome to the family. Here's everything you need to know to get set up and start using your new iPhone.

**How to set up your new iPhone**



# Learn From YouTube Videos

The screenshot shows a YouTube search for "heart surgery". The search bar at the top contains the text "heart surgery". Below the search bar, there are four video results listed. Each result includes a video thumbnail, a title, a channel name, view count, and upload date. The first video is "Heart Transplant Dr Terry Yau [HD]" by "mr doctor official" with 67K views. The second is "[Must Watch] Open Heart Surgery...!! (Live Heart Beating) Step-wise Procedure...!!" by "SDM" with 69K views. The third is "[Must Watch] Open Heart Surgery ( Live Heart Beating) #01" by "SDM" with 2.1M views. The fourth is "Coronary Bypass Surgery - MedStar Union Memorial" by "MedStar Health" with 916K views. The left sidebar shows navigation options like Home, Trending, Subscriptions, History, Watch later, Liked videos, Tricks, and Show more. Below that is a list of subscriptions including Geeks Life (101), 5-Minute Crafts (28), CareyHolzman (21), Kyle Noseworth... (10), Pocketnow (9), and Dave Gatton (7).

youtube

YouTube

heart surgery

Home

Trending

Subscriptions

History

Watch later

Liked videos

Tricks

Show more

Geeks Life 101

5-Minute Crafts 28


CareyHolzman 21



Kyle Noseworth... 10

Pocketnow 9

Dave Gatton 7

FILTER

**Heart Transplant Dr Terry Yau [HD]**   
mr doctor official • 67K views • 1 year ago  
like share comment and subscribe ... Surgery - Maxillary Advancement Surgery::: ...

**[Must Watch] Open Heart Surgery...!! (Live Heart Beating) Step-wise Procedure...!!**    
SDM • 69K views • 4 months ago  
Cardiac surgery, or cardiovascular surgery, is surgery on the heart or great vessels performed by cardiac surgeons. It is often used ...

**[Must Watch] Open Heart Surgery ( Live Heart Beating) #01**  
SDM • 2.1M views • 1 year ago  
Hello Friends...!! Presenting a first video of Surgery Playlist.. I hope that You like this Video. If You Like then Please hit that like ...

**Coronary Bypass Surgery - MedStar Union Memorial**  
MedStar Health • 916K views • 6 years ago  
GRAPHIC CONTENT WARNING: Images of a Surgical Procedure] In 2011, our doctors performed more than 880 open-heart ...

24:42

Open Heart Surgery 12:37

Open Heart Surgery 5:49

42:30



# You Can Learn Anything On YouTube.

how to use my iphone 8 plus

**10 Amazing iPhone 8 Tips & Tricks That You Need To Know**  
sakitech • 1.4M views • 1 year ago  
In this video, I will share 10 Amazing Tips and Tricks for your iPhone 8 or 8 Plus, that will enhance the use of your new and shiny ...

**iPhone 8 (Plus): First 10 Things To Do!**  
DroidModderX ROOT Master • 422K views • 1 year ago  
Sponsored by Slickwraps: <http://sw.life/DMX> use this link for \$5 OFF Your Purchase! \*\*\* In this video we take a look at the first 10 ...

**Top 15 iPhone 8 and 8 Plus Features**  
iDB • 926K views • 1 year ago  
The iPhone 8 and 8 Plus have a ton of new features. Here are the top 15 of those features. Read on iDB: <http://bit.ly/2xua9gh> Top ...

**How To Use The iPhone 8 & 8 Plus Camera Tutorial - Full Tutorial, Tips & Settings**  
DHTV • 436K views • 11 months ago

**iPhone 8 Plus Review: All You Need To Know!**  
Nick Ackerman • 1.6M views • 12 months ago  
iPhone 8 Plus Review. Apple iPhone 8 and iPhone 8 Plus have just been released to the world and in this video we review the ...

**25+ Tips and Tricks for the iPhone 8 / iPhone 8 Plus**  
sakitech • 311K views • 12 months ago  
Click here now for Rhinoshield MOD: <http://bit.ly/2jRi7LS> Exclusive 10% discount code : SAKITECH (Valid till 10/15/2017) In this ...

**iPhone 8 - First 8 Things To Do!**  
Brandon Butch • 1.5M views • 1 year ago  
iPhone 8 - First 8 Things To Do! (First Settings to Change) Just get an iPhone 8 or 8 Plus and wondering what to do after the initial ...





# Charging Your iPad, iPhone and Mac Computer!

I cannot tell you emphatically about your computer.

So what are the "rules" for charging? The most basic one is charge whenever you want to, for as long as you want to. There's no reason to let the device drain completely before charging (in fact, it's a bad idea to do that on a regular basis), and there's no need to wait until it reaches 100% before removing it from the power source. You can charge when it's at 40% and disconnect when it reaches 80%, or any other values, without hurting the phone. And you don't have to turn it off to charge it; in fact, you shouldn't.

The Best Practice, however, is to charge the phone overnight, every night. As it stops automatically at 100% you can't overcharge it doing this. You thus start the day with a fully charged phone. And, if you configure the phone for automatic backup using iTunes or iCloud, the phone will back up every night when it has a WiFi connection and is asleep.

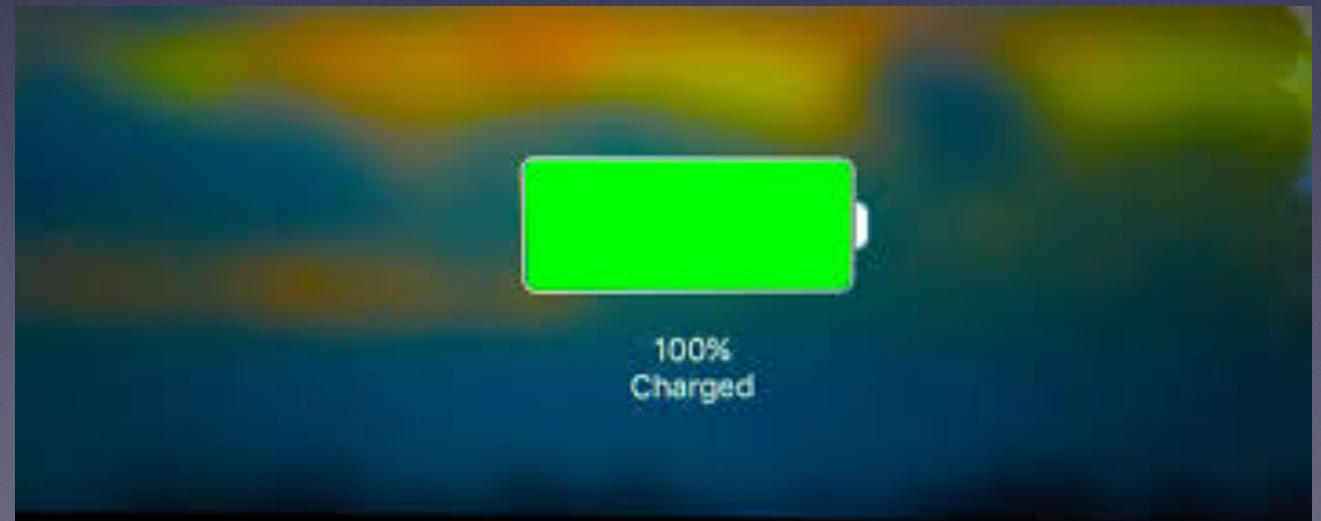
Want more details?

- The "charger" for an iOS device is built into the device. It is not the thingy that plugs into the wall, and it is not the cable that connects the thingy that plugs into the wall to the phone. They are just a source of current and a way to get it to the phone, respectively.
- Completely draining a Lithium battery, even once, will kill it. (Unlike NiCd and NiMH, which people really would drain completely to prevent "memory effect").
- The internal charger is "smart" - It will prevent the device from being overcharged, and it will attempt to prevent the device from totally draining the battery by shutting down the device before the battery is fully depleted.
- When the phone shuts off at 0% it really isn't zero; there's still sufficient charge on the device to prevent the battery from going completely flat. Likewise, 100% is not the maximum the battery can store; it stops charging slightly short of maximum to prevent overcharging.
- The worst thing you can do is drain the battery to 0%, then not charge it immediately. After it reaches zero and shuts off there's a small amount of energy left, but if you leave it uncharged for long it WILL go flat and kill the battery. So if it reaches zero, charge it soon (within hours). And never leave a phone unused for weeks or months on end without periodically recharging it. If it is going to be unused for a long period, Apple recommends leaving it at around 50% charged (not full, and not empty).
- You should only use high quality USB power sources to charge your iOS device. They don't have to be Apple's (although Apple makes good ones), but they should never be cheapo USB sources, both because they may damage the phone and they may even injure you.
- The power source needs to supply at least 1 amp to charge an iPhone, and 2 amps to charge an iPad. Note, however that a power source that can supply more than these values is OK to use; the internal battery charger will take only what it needs. So, for example, you can safely charge your iPhone with an iPad USB adapter. See this for more details: [Using iPad power adapters with your iPhone, iPad, and iPod - Apple Support](#)
- iOS devices fast charge until they reach about 75%; the rate then slows down to prevent overcharging. So it will reach 75% very quickly (under an hour), but it can take a couple of hours more to reach full charge.

<https://discussions.apple.com/docs/DOC-9732>



# It Is Unsafe To Leave Home With A Dead Battery On An iPhone!

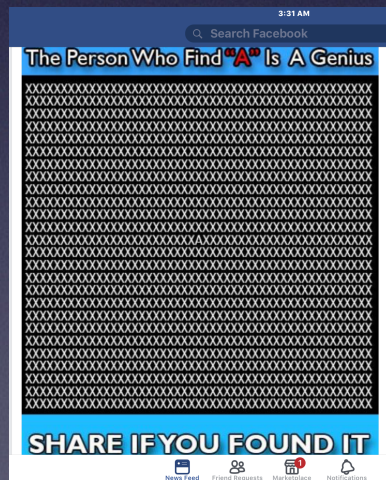
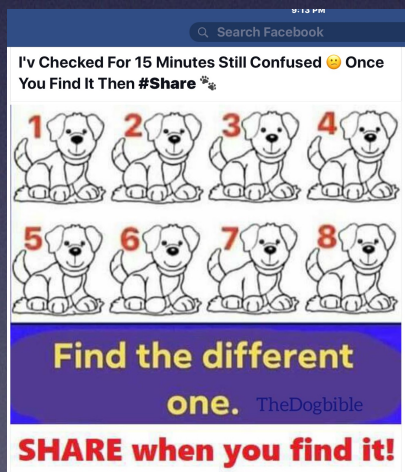




# Keep Yourself Safe

Don't click  
Don't share  
Don't forward  
Don't answer

Trust your instincts. Does this sound right? Have very strong passwords. Change passwords often.



Apple  
[tdmill@me.com](mailto:tdmill@me.com)  
To: Tom Miller



Dear [Customertdmill@me.com](mailto:Customertdmill@me.com)

We regret to inform you that we must close your [AppleDtdmill@me.com](mailto:AppleDtdmill@me.com)

Due to a suspicious activity we require additional info.  
Please [Click Here](#) to re-activate your account.

Protecting our customers from potential fraud is a matter that we take security very seriously.

Apple Support



# Be Careful of Yahoo Email Address Especially If Is Your Apple ID.

**But be care of all Apple IDs. Change your passwords regularly. Lock your iPad, iPhone, Mac computer.**

Change your passwords regularly.

Use upper & lower case.

Add numbers.

Add characters: @, #, %, etc.

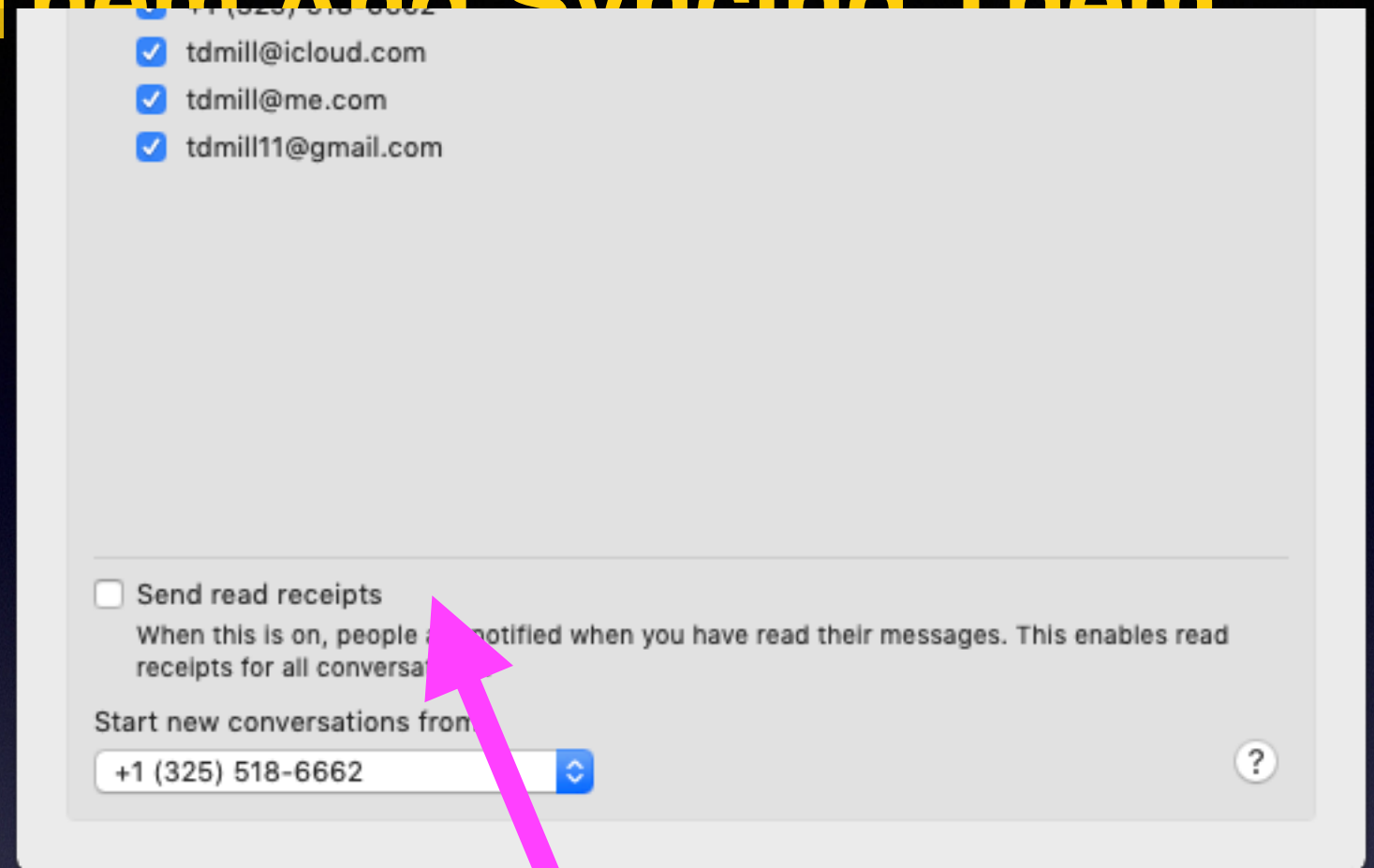
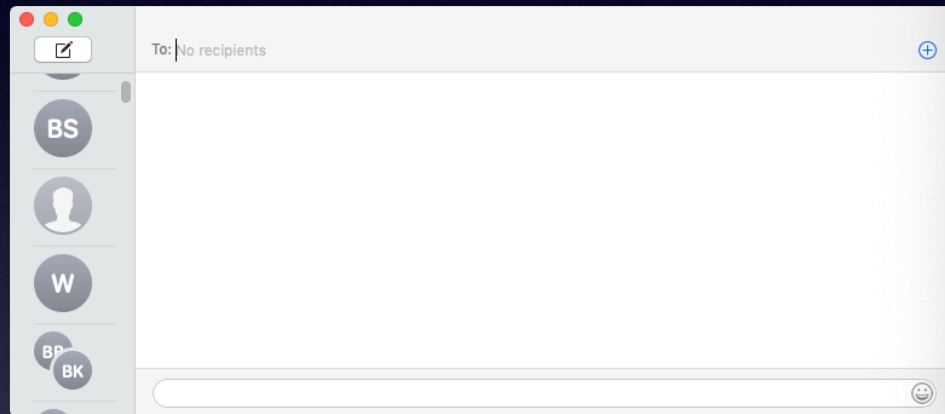
Make it long; 8 or more characters.

Don't use the same one for multiple logins.

Don't share or leave device unattended that has your passwords.

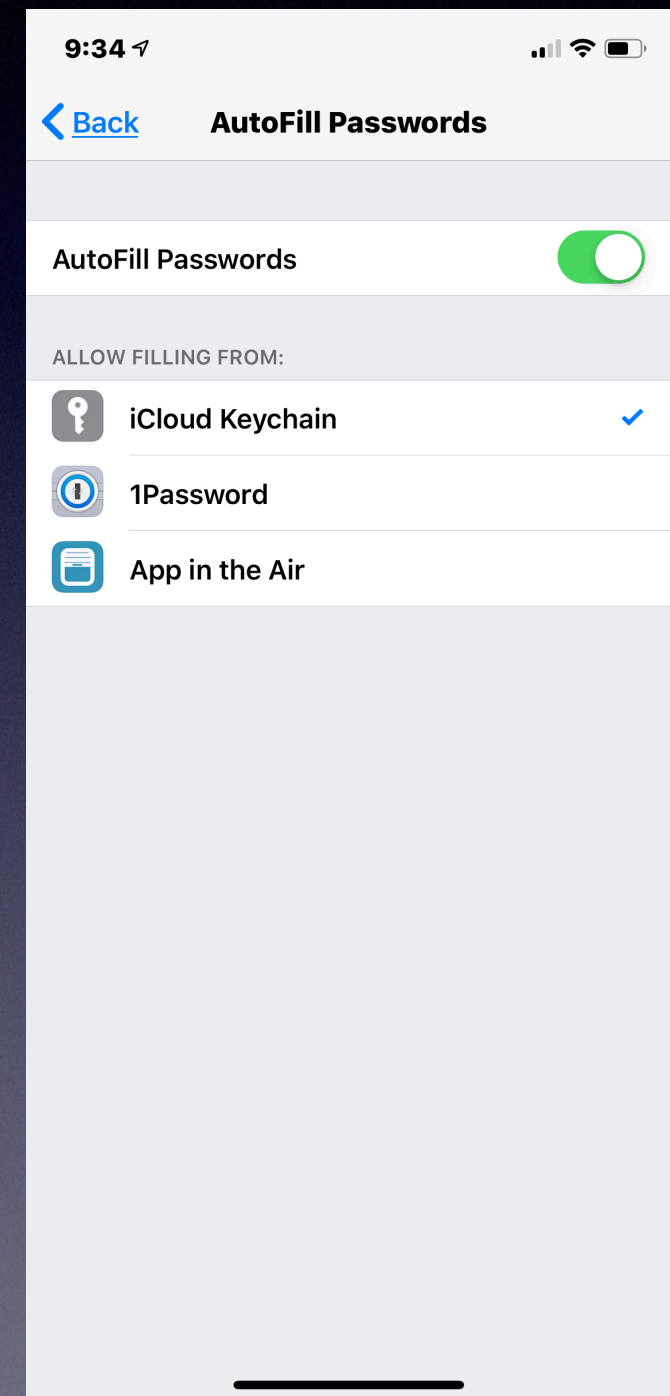
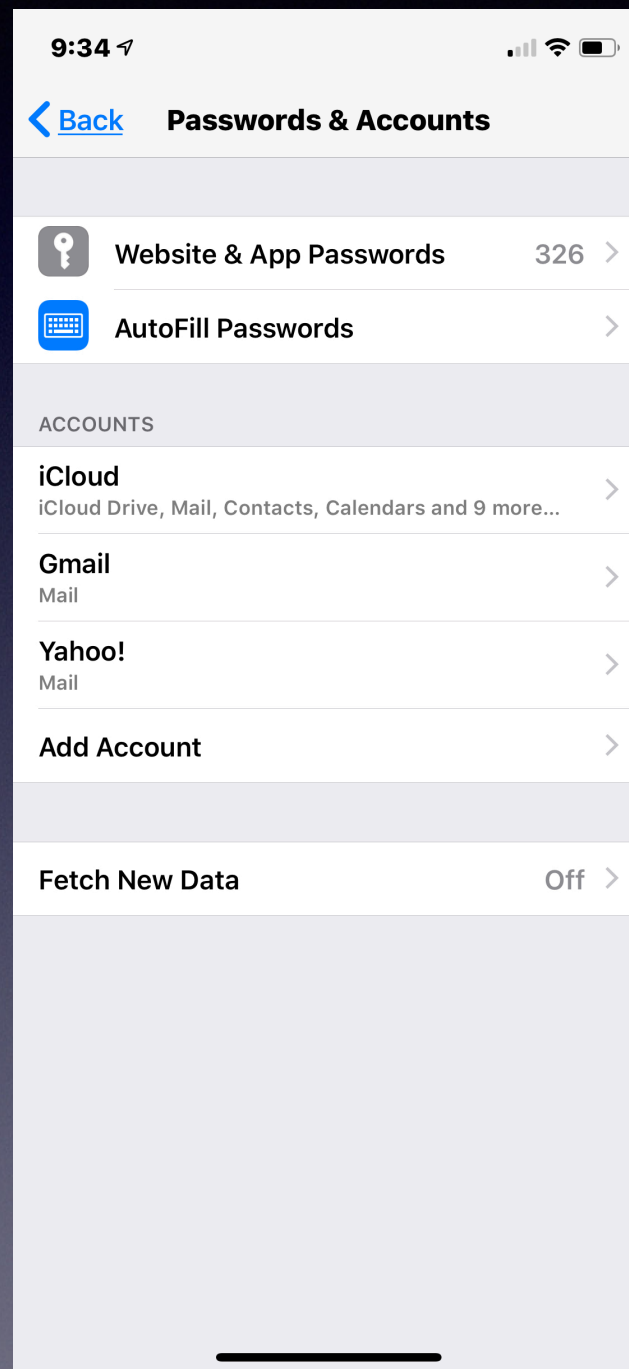
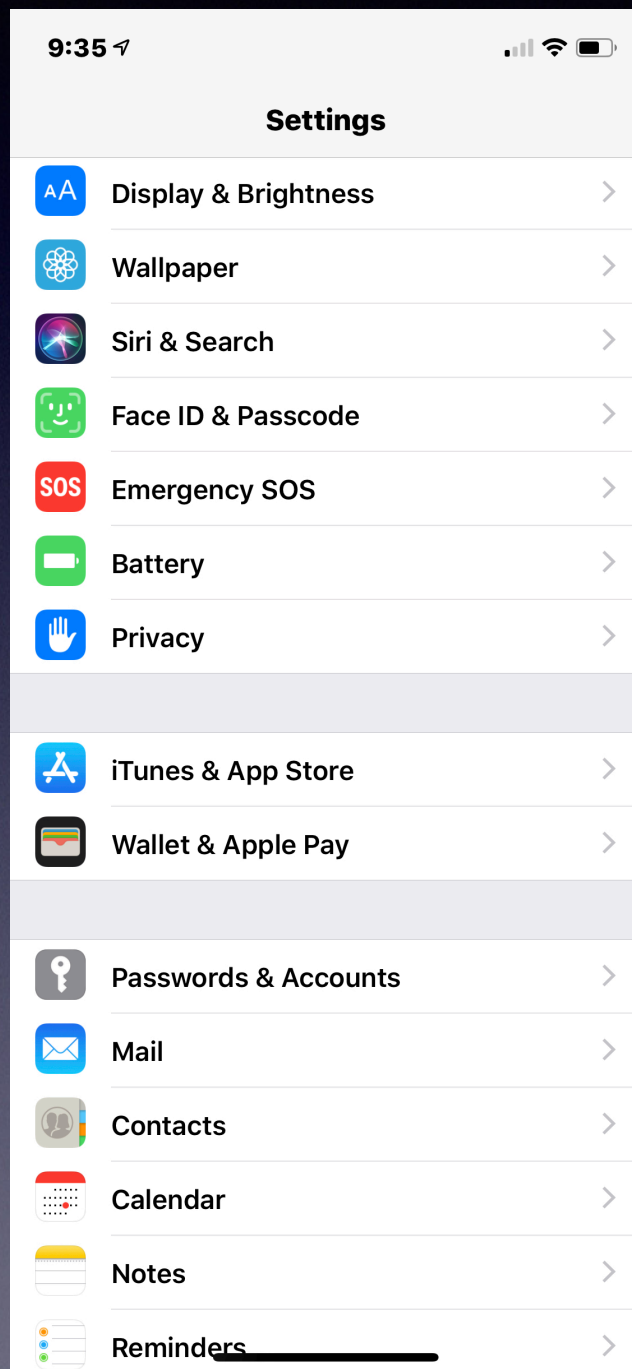


# Messages Are Really Important And Worth Saving Them And Syncing Them





# iPhone / iPad Will Save & Use Passwords Saved On Other Password Managers.





# Scam

Send one email  
daily and make  
more than \$50  
every day

Agatha Harris  
to me

4:02 PM (20 hours ago)

*Dear Mr Zack Miller,*

*I am extremely overwhelmed and happy having received your mail today and I have to say many thanks to your words of inspirations and encouragements which has given me another approach and hope to life. In fact I must say that am the most happiest person today knowing that my days of agony are coming to an end as I have seen someone sent by God to ease all my sufferings.*

*My major reason for contacting you is all about you representing me as my next of kin and new beneficiary of my fund in Bank for the claims of inheritance fund for charity projects as I have explained to you in my first mail. I am obliged to let you know that it is because of your personality and dignity that made me to contact you as I have built my contact based on trust because I was led by the Spirit of God to contact you.*

*However, I am from Sierra Leone married to a Benin High Commissioner with Sierra Leone and the money was deposited in the Bank by my late husband Mr. Kenneth Harris. I therefore pray that you will accept this my request and I will give you all the document and information about the Bank. All I need is your support and ensure that the fund is wisely spent on Charity purposes.*

*I will make a change of ownership of the fund in your name as the next of kin and I will like you to reply me by giving me your personal information as follows;*

- 1) Your full name and age: .....*
- 2) Address: .....*
- 3) Telephone/profession: .....*
- 4) Identity card.....*

*With the above requirements, I will write a letter of recommendation on your behalf and forward it to the Bank before you can make an official contact to them, informing them that you are my representative next of kin by agreement and bond.*

*I will be looking forward urgently to read your mail and please see the attachments containing the fund deposit certificate and my national identity card.*

*I will be looking forward urgently to read your mail.*

*Yours Sincerely,  
Mrs. Agatha Harris*



# Looks Rather Innocent!



Do you think it is wise to click on a link like this?



Pat Flynn via [aweber.com](#)

Feb 21 (1 day ago) ☆

to me ▾

Hi Luke!

How are you? I hope all is well!

I just wanted to give you a quick tip today, which is something that I use on my own blog that is a win for you because it will help you make extra money, and a win for your readers because you'll be helping them out too.

What is it?

**A resource or tools page.**

It's totally underused in the online and blogging world (in my opinion), but it totally rocks.

Here's a link to mine, in case you haven't seen it yet:

<http://www.smartpassiveincome.com/resources/>

As you can see, a resource page is simply a page (not a post), on your blog or website that has links to things that are useful for you and your readers in your specific niche.

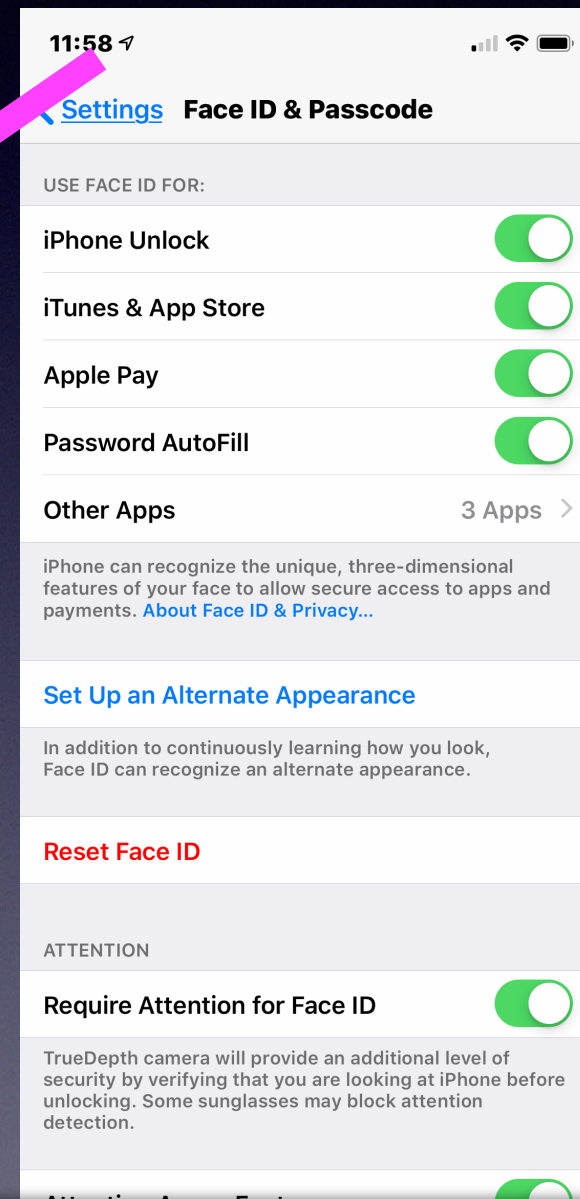
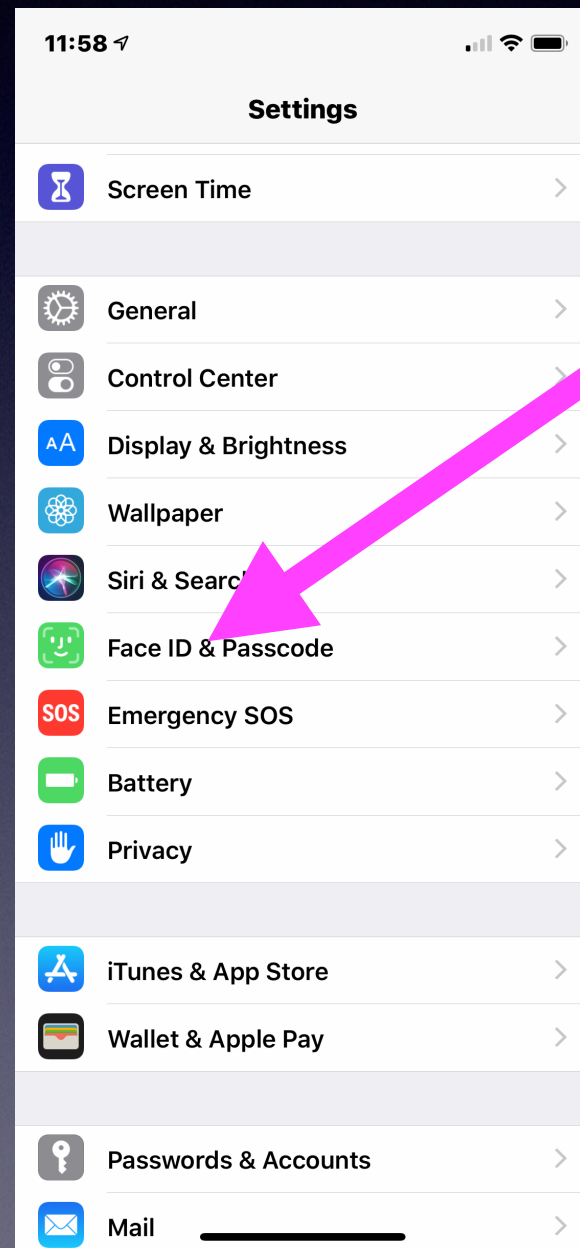
On my resource page, for example, I have links to hosting companies, shopping carts, keyword research tools, books,



# First Thing To Do When Getting An iPhone!

Set up a passcode  
Set up touch id or face id.

Even if you use a finger or a face to unlock your iPhone / iPad, you will need a passcode.

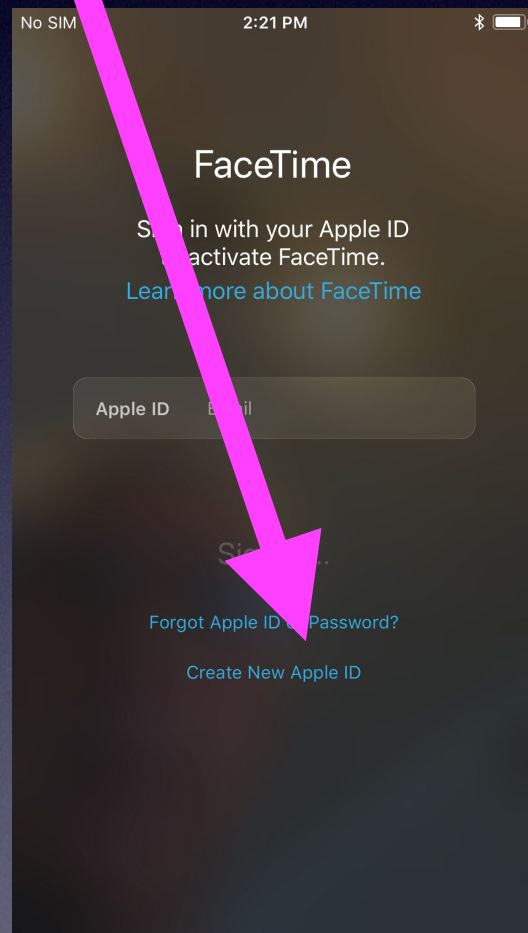


1234 or 5555 would not be a good choice!

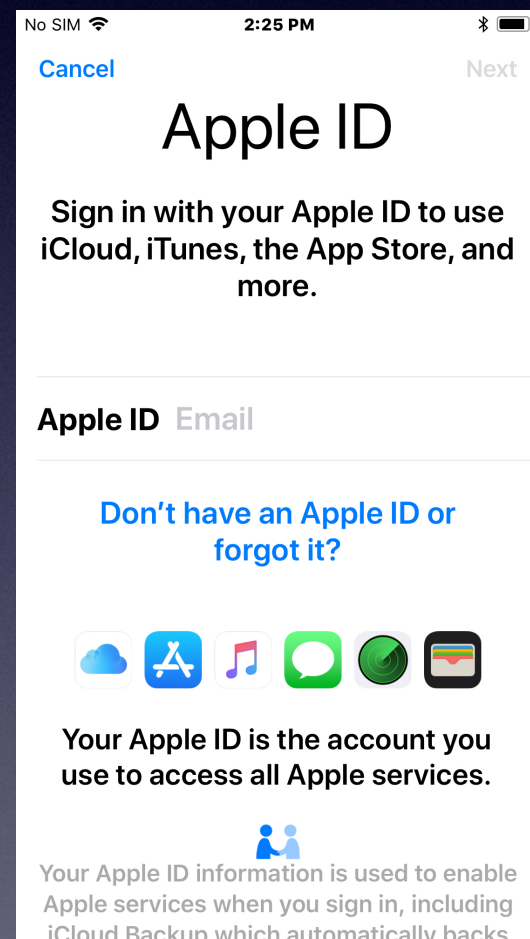


# Sign Into or Get an Apple ID and iCloud Account!

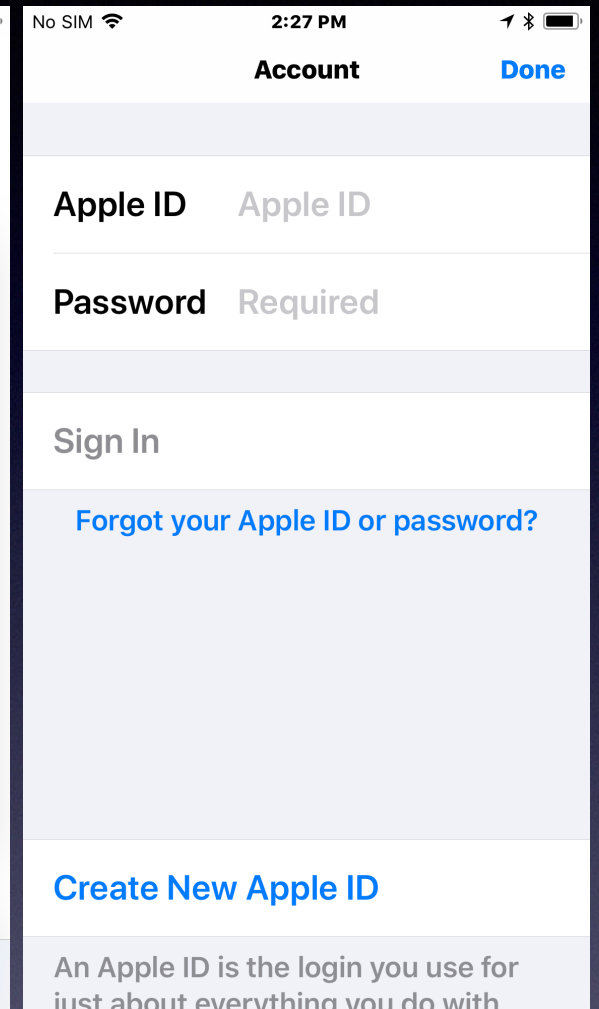
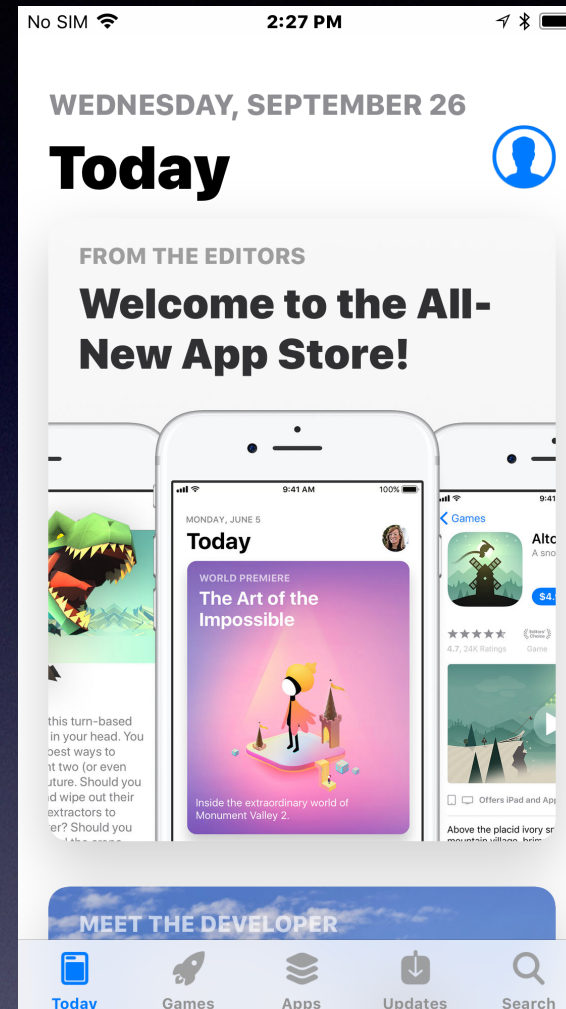
Second Thing!



Go to FaceTime



Go to Settings & Sign in to your iPhone



Go to the App Store App



# appleid.apple.com

appleid.apple.com/account#!&page=create

iCloud eBay Feedback Profile for tdmill1 Create Your Apple ID - Apple

Mac iPad iPhone Watch TV Music Support

Apple ID Sign In Create Your Apple ID FAQ

## Create Your Apple ID

One Apple ID is all you need to access all Apple services.  
Already have an Apple ID? [Find it here](#)

first name last name

COUNTRY / REGION  
United States

birthday ?

name@example.com

This will be your new Apple ID.

password  
confirm password

Security Question 1  
answer

Security Question 2  
answer

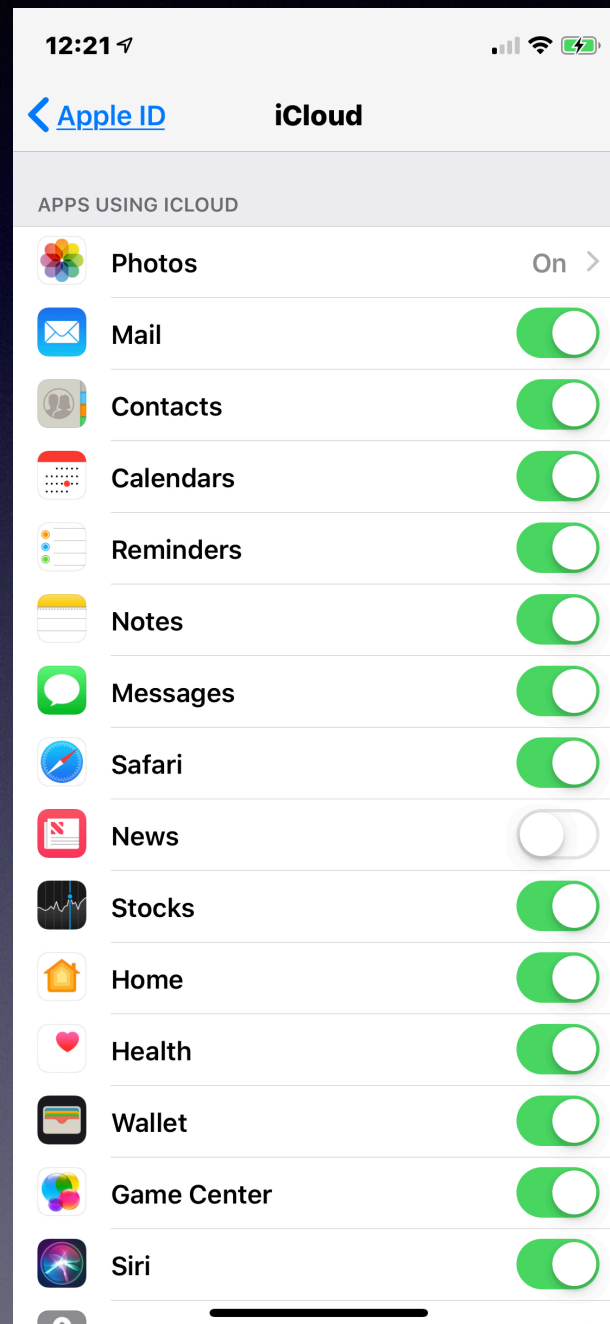
Security Question 3  
answer

These questions will be used to verify your identity and recover your password if you ever forget it.

Announcements  
Get announcements, recommendations, and updates about Apple products,



# Make Sure Three Things Are Turned On! ...In iCloud!



Don't loose your photos.

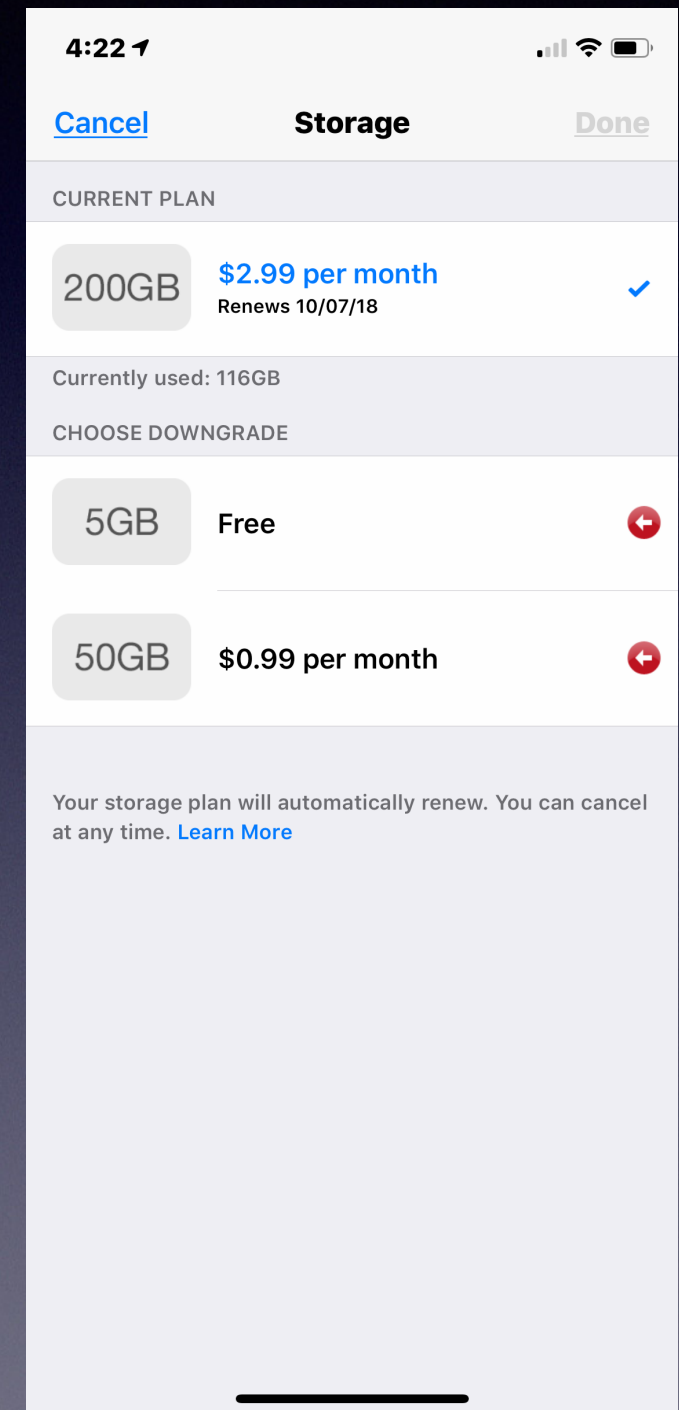
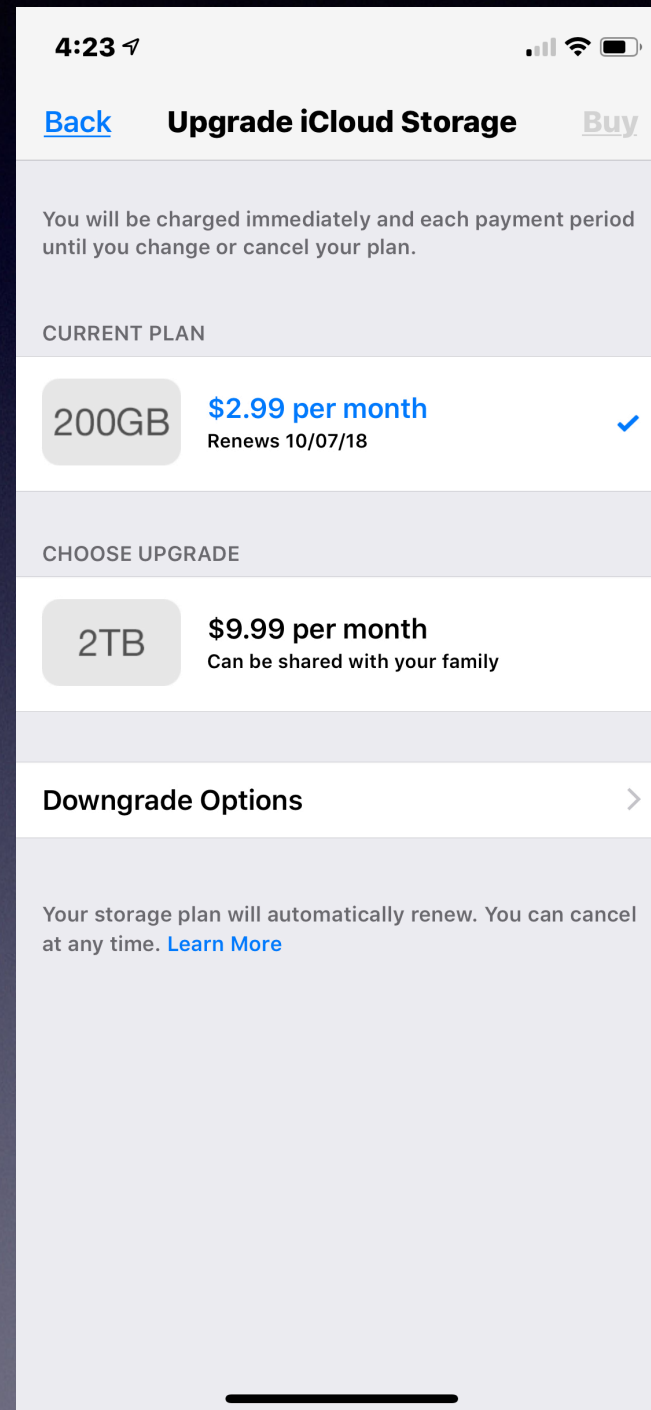

Don't loose your iPhone.

Make sure your data is backed up!

All items should be checked!

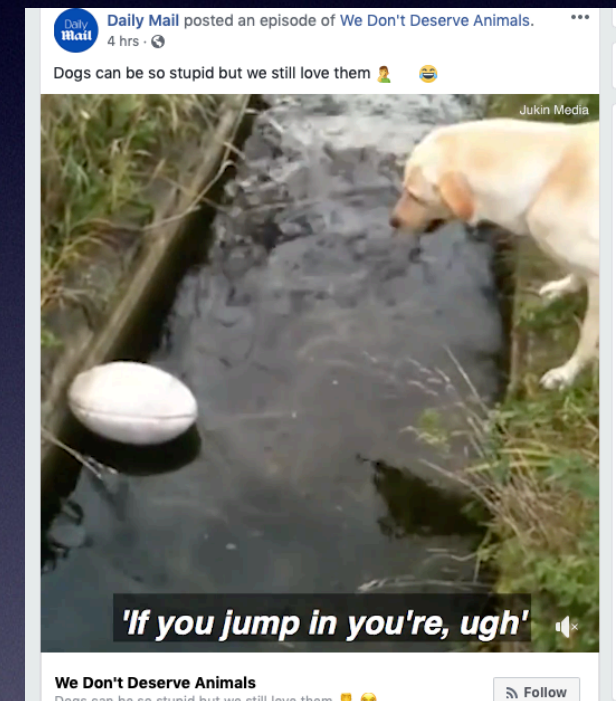
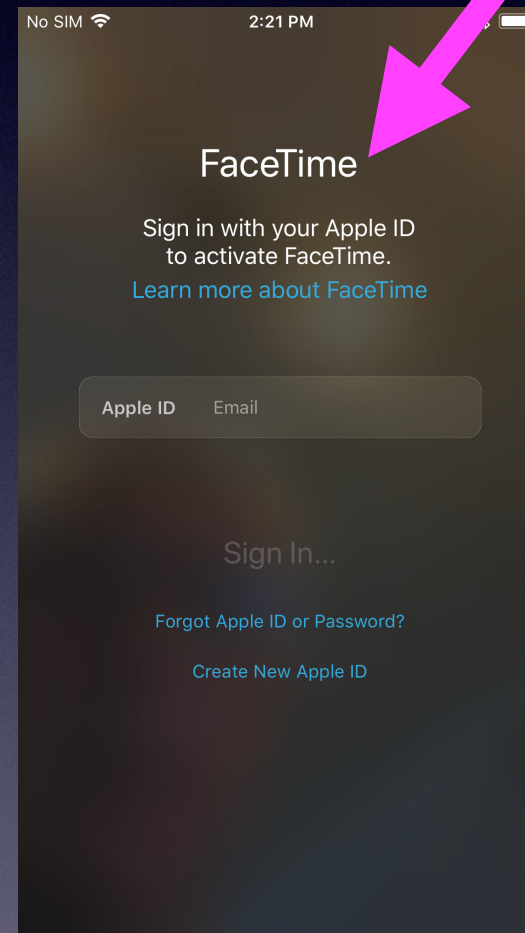
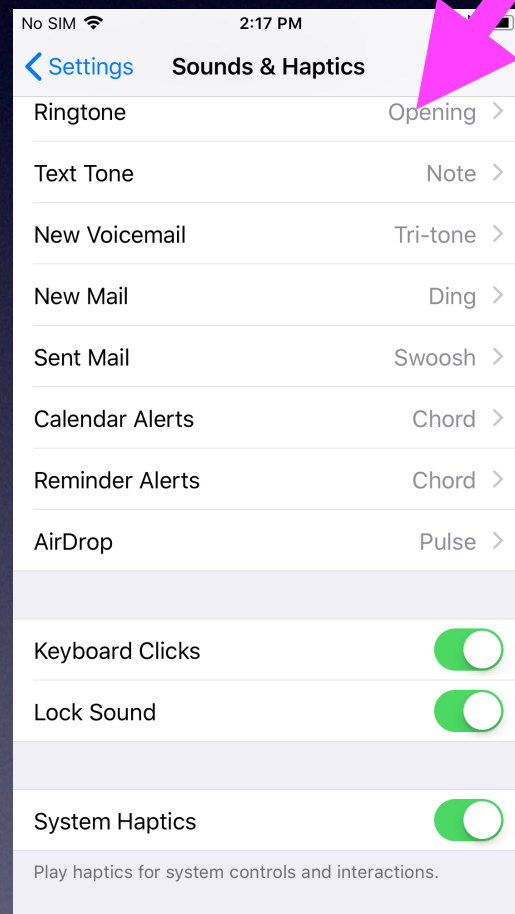
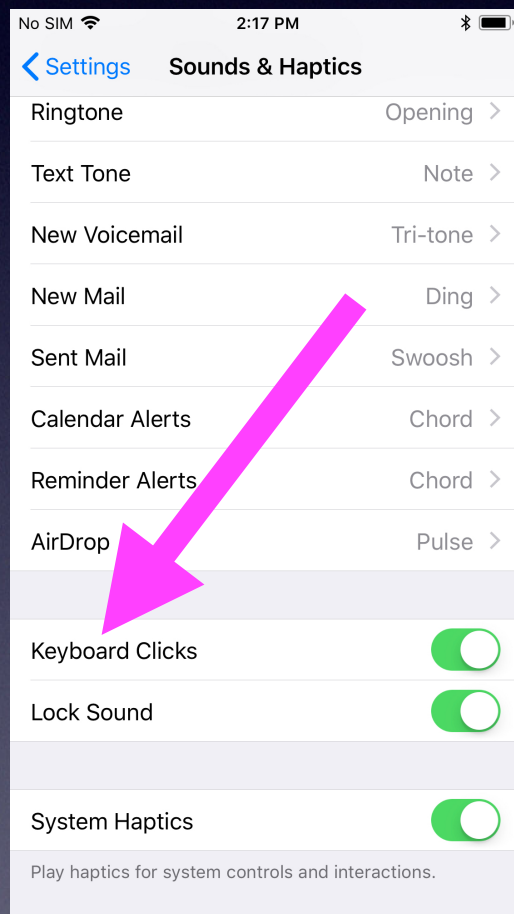


# You May Need More iCloud Space!





# Try To Be Aware Of The Commotion You Can Make While Using An iPhone!



**Facebook or  
YouTube  
Videos**



# Surprise Family & Friends With Your Own Memoji

